EXHIBIT T-1

SHAKER HEIGHTS CITY SCHOOL DISTRICT

OFFICE OF THE TREASURER
15600 Parkland Drive
Shaker Heights, Ohio 44120
(216) 295-4317

Bryan C. Christman
Treasurer

FINANCIAL STATEMENTS
MAY 2018

INDEX

SECTION #	SECTION NAME
1.	FINANCIAL AND MISCELLANEOUS BRIEFS
2.	CHARTS
3.	CONSOLIDATED INVESTMENT PORTFOLIO
4.	FINANCIAL SUMMARY FOR GENERAL FUND
5.	FINANCIAL REPORT BY BANK
6.	FINANCIAL REPORT BY FUND
7.	REVENUE ACCOUNT SUMMARY
8.	BUDGET ACCOUNT SUMMARY
9.	SUMMARY CHECK REGISTER – ALL CHECKS
10.	BOND ISSUE EXPENDITURE SUMMARY

1. FINANCIAL AND MISCELLANEOUS BRIEFS

SHAKER HEIGHTS BOARD OF EDUCATION
SHAKER HEIGHTS, OHIO

June 7, 2018

TO: Members, Shaker Heights Board of Education

FROM: Bryan C. Christman, Treasurer

SUBJECT: Financial and Miscellaneous Briefs

I. MAY 2018 FINANCIAL OVERVIEW

The revenue activity for the month and for the fiscal year-to-date May 2018 has been similar to the same reporting period for the prior year with the following exceptions:

- Advance and Settlement tax amounts received this year vs. last for the period January through March totaled $4.9 million more, attributable to the acceleration of property tax payments at the end of December due to the Federal Tax Reform legislation. This is simply a shift from the second half of calendar 2018 collections to the first half and thus is a timing difference that crosses fiscal year end. Excluding this advance difference, there is a remaining unfavorable difference of $731,176, $126,000 of which is attributable to the favorable timing difference in the early 2nd half advance received last May and $260,000 of which is attributable to the unfavorable timing difference in the early 2nd half advance received this May, which leaves a $345,176 2nd half 2017 settlement permanent unfavorable variance;
- State Foundation core funding in Fiscal 2018 is expected to be the same as in Fiscal 2017 due to the District's transition to being on the "guarantee" since having reached the previous "gain cap" limit now no longer in effect due to declining enrollment. However, we anticipate a $50,000 increase in preschool special education funding and special education transportation funding for the year since those funding calculations are outside the "guarantee" calculation. This amount combined with a projected $100,000 reduction in Charter school deductions for the year (recorded on our books as a reduction of the District's State Foundation revenue), less an offset for a prior year adjustment results in the projected through fiscal yearend favorable $110,000 variance.
- Included in Other Local Revenue YTD is the receipt of $1.7 million of capital expenses (primarily the Middle School flat roof and cafeteria ceiling projects) paid for by the General Fund prior to the issuance of the bonds, reimbursed from the bond issuance proceeds received in late December. Additionally, $363,000 of SF-14 & SF-14H payments for the first semester were received in March, April and May this year, but not until after the end of last fiscal yearend in July 2017. Partially offsetting these increases was the $92,000 reduction of SF-6 payments received in March, April and May for this year vs last.
- Total Revenues are $6.9 million or 7.2% more than prior year; and
- $7.1 million or 7.4% above budget for YTD due to larger tax advance and capital expense reimbursement; but only
- $2.0 million or 2.03% above budget (excluding timing differences) as projected through the end of the fiscal year.
- As previously reported, we concluded the bond issuance process in April. As you know, we received $9.9 million from the issuance of the bond anticipation notes on December 28th which were recorded in the Capital Projects Fund 004. On March 20th, we priced the Series 2018A, $20.1 million of bonds at an "all-in true

interest cost" of 3.08% and on April 4th, we priced the Series 2018B, $8.395 million of bonds, proceeds of which will be used to refund the bond anticipation notes issued in December, at an "all-in true interest cost" of 3.44%, for a blended "all-in true interest cost" of 3.23%. Closing for Series A was concluded on April 11th and for Series B on April 25th. Accordingly, the District now has all $30 million from the bond issuances available to carry out the District's facilities plan. From a financial perspective, we will now shift our focus to monitoring and recording the capital expenditures so as to minimize the District's exposure to the I.R.S. arbitrage rebate requirements for one or both bond issuance tranches.

- Not reflected in the General Fund financial statements are the $652,957 Permanent Improvement taxes collected YTD for the period January through May.

The expenditure activity for the month and for the fiscal year-to-date May 2018 was $4.8 million or 5.7% more than the prior year amount, partially due to approximately $2.0 million of payments related to the Middle School roof and cafeteria ceiling project along with expected increases in costs as well as timing differences in payment of expenditures. Expenditures were $1.8 million or 2.1% more than budget fiscal year-to-date, but $0.2 million below budget as projected through fiscal yearend ($1.9 million unfavorable variance for cash expenditures offset by the projected favorable $2.1 million reduction in encumbrances). In summary the District's overall finances are on target with expectations at this time.

II. MAY 2018 FINANCIAL DETAIL REVIEW

A. GENERAL FUND (As of May 31, 2018)

REVENUE

1. **Real Estate Taxes:**
   - $4.2 million or 6.1% more than prior year;
   - Advance and Settlement tax amounts received this year vs. last for the period January through March totaled $4.9 million more, attributable to the acceleration of property tax payments at the end of December due to the Federal Tax Reform legislation. This is simply a shift from the second half of calendar 2018 collections to the first half and thus is a timing difference that crosses fiscal year end. Excluding this advance difference, there is a remaining unfavorable difference of $731,176, $126,000 of which is attributable to the favorable timing difference in the early 2nd half advance received last May and $260,000 of which is attributable to the unfavorable timing difference in the early 2nd half advance received this May, which leaves a $345,176 2nd half 2017 settlement permanent unfavorable variance;
   - 106.1% of estimated amount received this year vs. 100.4% last year;
   - $4.2 million or 6.1% above budget YTD due to the larger advance, but
   - $0.3 million below budget as projected through the end of the fiscal year.

2. **Investment Earnings:**
   - $800,274 received this year;
   - $206,883 or 34.9% more than prior YTD;
   - 127.2% of estimated amount received this year vs. 125.2% last year;
   - $206,832 or 34.9% above budget for YTD; and
   - $190,000 above budget as projected through the end of the fiscal year.
   - Cash-basis interest income varies month-to-month and year-to-year due to the varying maturity dates of the investment portfolio;

- At their July 26, 2017, September 20, 2017, and November 1, 2017 meetings, the Federal Open Market Committee decided to maintain the target range for the federal funds rate at 1 to 1-1/4 percent. At their December 13, 2017 meeting the Committee increased the target range to 1-1/4 to 1-1/2 percent (last adjusted in June 2017). The Committee made no change at their January 31, 2018 meeting, but increased the target range for the federal funds rate by 1/4 percent to 1-1/2 to 1-3/4 percent at their March 21, 2018 meeting. **The Committee made no change at their May 2, 2018 meeting.** The stance of monetary policy remains accommodative, thereby supporting further improvement in labor market conditions and a return to 2 percent inflation. The Committee is maintaining its existing policy of reinvesting principal payments from its holdings of agency debt and agency mortgage-backed securities in agency mortgage-backed securities and of rolling over maturing Treasury securities at auction, and it anticipates doing so until normalization of the level of the federal funds rate is well under way. This policy, by keeping the Committee's holdings of longer-term securities at sizable levels, should help maintain accommodative financial conditions.

We continue to monitor all aspects of our portfolio and the interest rate markets, in consultation with our investment advisor, the Redtree Investment Group. Market Updates for this month include:

- The Fed meets midway through June and the market is fully expecting a rate increase.
- Rates are poised to rise throughout 2018, with the market predicting two further hikes, and a possible third late in year.
- Inflation has ticked upwards close to the 2% threshold set by the Fed, although earnings growth remains muted.
- Geopolitical risk has risen as recent events in Europe have given investors reason to use further caution with their investments.

Operating Portfolio activity summary comments for this month include:

- Yield on invested securities increased by 11bps to 1.68%
- The portfolio is structured to meet upcoming liquidity needs of the District.
- In June, over $17 million of the portfolio is maturing, RedTree will work with the District to reinvest these funds.
- We are targeting three to sixth-month maturities for reinvestment, given the market's rate expectations.

2017 Bond Proceeds Portfolio activity summary comments for this month include:

- Yield on invested securities remained at 1.90% as there were no transactions in May.
- The short term positioning of this portfolio should reflect favorably in today's rising interest rate environment.
- As securities mature and are reinvested, RedTree will maintain communication on future spending needs.

2018 Bond Proceeds Portfolio activity summary comments for this month include:

- Portfolio funded in April 2018 and is invested in commercial paper, US Treasury Bills, and US Treasury Notes.
- Similar to the 2017 Construction Funds account, RedTree will maintain communication and coordinate any upcoming spending needs.

3. **Other Local Revenue:**
   - $2.1 million or 124.8% more than prior year, mostly attributable to the receipt of $1.7 million of capital expenses (primarily the Middle School flat roof and cafeteria ceiling projects) paid for by the General Fund prior to the issuance of the bonds, reimbursed from the bond issuance proceeds received in late December. Additionally, $363,000 of SF-14 & SF-14H payments for the first semester were received in March, April and May this year, but not until after the end of last fiscal yearend in July 2017. Partially offsetting these increases was the $92,000 reduction of SF-6 payments received in March, April and May for this year vs last.
   - First half of Fiscal 2017 collections included a delayed SF-6 tuition collection, while the first half of Fiscal 2018 included the delayed (from prior fiscal year) receipt in July of $246,010 from the State for the 1st semester Fiscal 2017 and $359,192 for the 2nd semester Fiscal 2017 of SF-14 & SF-14H payments (thusly accounting for a portion of the low collections in Fiscal 2017);
   - 217.1% of estimated amount received this year vs. 79.4% last year;
   - $2.2 million or 145.3% above budget for YTD; and
   - $2.1 million above budget as projected through the end of the fiscal year.

4. **State Foundation:**
   - $131,552 or 0.8% more than prior year;
   - 92.8% of estimated amount received this year vs. 90.0% last year;
   - $196,822 or 1.3% above budget for YTD; and
   - $110,000 above budget as projected through the end of the fiscal year.
   - State Foundation payments are merely estimates until the ADM counts are finalized and adjusted starting in January up through the end of the fiscal year with final adjustments in the next fiscal year; however
   - Although the District is expected to receive approximately the same core funding in Fiscal 2018 as in Fiscal 2017 due to now being on the "guarantee" since having reached the previous "gain cap" limit now no longer in effect due to declining enrollment coupled with a very small increase in the State formula per pupil funding amount, we anticipate a $50,000 increase in preschool special education funding and special education transportation funding for the year since those funding calculations are outside the "guarantee" calculation. This amount combined with a projected $100,000 reduction in Charter school deductions for the year (recorded on our books as a reduction of the District's State Foundation revenue), less an offset for a prior year adjustment results in the projected through fiscal yearend favorable $110,000 variance.

5. **Homestead Exemption & Rollback (HERB):**
   - $51,249 or 0.6% less than prior year;
   - 99.4% of estimated amount received this year vs. 98.4% last year;
   - $51,249 or 0.6% below budget for YTD; and
   - $51,249 below budget as projected through the end of the fiscal year.

6. **Other State Revenue:**
   - $168 or 0.1% more than prior YTD;
   - 24.7% of estimated amount received this year vs. 22.1% last year;
   - $2,024 or 0.8% below budget for YTD; and
   - $0 below budget as projected through the end of the fiscal year.

7. **Federal Receipts:**
   - $292,318 or 326.3% more receipts this fiscal YTD than last primarily due to the $49,706 receipt in September of the remaining portion of the Fiscal 2014 Medicaid reimbursement final settlement plus the earlier than expected receipt of the $260,597 Fiscal 2015 settlement in March.
   - 87.0% of estimated amount received this year vs. 21.1% last year;
   - $290,451 or 317.6% above budget for YTD; but
   - $48,549 below budget as projected through the end of the fiscal year due to the lower Fiscal 2015 settlement received from the amount forecasted.

8. **Total Revenue:**
   - $6.9 million or 7.2% more than prior year;
   - Variance due to differences highlighted above, but primarily due to the $4.9 million larger tax advance received this year vs. last during the period January through March, plus the $1.7 million from the bond proceeds received in December for the reimbursement of capital expenses paid by the General Fund.
   - 104.3% of estimated amount received this year vs. 96.8% last year;
   - $7.1 million or 7.4% above budget for YTD due to larger tax advance and capital expense reimbursement, but only
   - $2.0 million or 2.03% above budget (excluding timing differences) as projected through the end of the fiscal year.

EXPENDITURES

9. **Salaries & Wages:**
   - Payrolls averaged $2,311,293 YTD this year vs. $2,231,907 for prior YTD, for a 3.6% increase from last year's payrolls for the same number of year-to-date pay dates;
   - Excluding sick leave severance payments, increase of 3.4% from prior year;
   - Overall change reflects cumulative effect of contractual and step increases, retirements and replacements that went into effect over the last 12 months, including the increase and retroactive to January payment for all teachers in accordance with the new SHTA contract that was made in March;
   - YTD total salaries and wages (including severance payments) are 3.6% above prior year, the same as above as there were no timing differences of grant fund chargebacks;
   - $1,745,649 or 3.6% more than prior year;
   - Variance due to increased salary and wage costs;
   - $259,484 or 0.5% below budget for YTD; and
   - $340,000 below budget as projected through the end of the fiscal year.
   - Classified overtime paid in May 2018 was $3,701 more than May 2017, while the cumulative YTD payments totaled $28,018 or 3.0% more than the prior YTD;
   - Classified temporary wages this YTD are $69,199 more than last YTD, while certified temporary wages this YTD are $27,337 less than prior YTD;
   - Sick leave severance payments increased by $92,719 or 44.2% to $302,410 through this YTD from $209,691 for prior YTD;
   - Amount and timing of such payments vary from year to year depending on number of retirements.

10. **Capital Outlay:**
   - $1.8 million or 103.7% more than prior YTD;

- $2.9 million or 367.3% above budget for YTD; but only
- $0.8 million over budget as projected through the end of the year, net of the $2.1 million favorable reduction in encumbrances (the Middle School roof and cafeteria ceiling projects) which were carried over from the prior fiscal year end.

11. **Total Expenditures:**
    - $4.8 million or 5.7% more than prior YTD;
    - Variance due to timing differences in payments and expected growth in certain expenses, primarily salaries and fringe benefits, including payments totaling approximately $2.0 million for the Middle School roof & cafeteria ceiling project in August, September and November;
    - $1.8 million or 2.1% above budget for YTD; but
    - $0.2 million below budget as projected through the end of the fiscal year ($1.9 million unfavorable variance for cash expenditures offset by the projected favorable $2.1 million reduction in encumbrances).
    - Encumbrances current month-end total of $6.0 million, which includes $2.2 million for out-of-district tuition, are $2.0 million less than prior year.
    - Encumbrance variance primarily attributable to $0.3 million decrease in out-of-district tuition, $1.8 million decrease in capital outlay, $0.1 million decrease in pupil transportation, $0.0 million increase in textbooks, materials & supplies, and $0.1 million increase in professional & technical services.

B. CASH BALANCES

1. **Cash Balance**: Cash balance reflects an increase of $8.7 million from that of one year ago. This is due to the $6.6 million higher beginning of year balance, increased by the $2.1 million larger excess of revenues over expenditures for the current YTD vs. the prior YTD.

2. **Cash Deficits - Grant Funds:** The following cash deficits are due to a delay in the receipt of state or federal fund cash requests from the State: All deficits were covered as of the end of May.

C. OTHER ITEMS

1. Special Education Catastrophic Aid Reimbursement Submission:
The Treasurer's office in collaboration with the Pupil Services Department in early May prepared and submitted a request for reimbursement of special education catastrophic costs for fiscal 2017 totaling $2,056,633 which represented a $9,607 or 0.5% increase from the fiscal 2016 reimbursement calculation amount of $2,047,026. The fiscal 2017 submission consisted of 7 fewer individual claims (94 in fiscal 2017 as compared to 101 in fiscal 2016).

Although when originally instituted by the Ohio Legislature the catastrophic aid reimbursement submissions were paid at 100%, the State has reimbursed as low as 16.0% for fiscal 2011 and 19.6% in fiscal 2012. With the previous State's biennial budget increase the reimbursement rate increased to 56.3% for fiscal 2013, declined to 44.9% for fiscal 2014, further declined to 38.5% for fiscal 2015, and 38.4% for fiscal 2016, thus resulting in reimbursements to the District of $1,000,989 for fiscal 2014, $893,320 for fiscal 2015, and $785,056 for fiscal 2016.

The percent applied varies each year based upon the number and volume of dollars submitted by districts statewide. The fiscal 2017 payment of $718,945 or 35.0% of claims submitted was received in early June. This amount is $74,055 below the budgeted $793,000.

2. School District Tax Levy Unofficial Results:

Of the 92 Ohio school district funding issues (85 districts) on the May 8th ballot, unofficial results indicate that 63 or 68.5% passed, as compared to the previous year in May 2017 when 71 of 97 or 73.2% passed. A total of 21 of 46 new issues or 45.7% passed, while 42 of 46 or 91.3% of renewal issues passed.

Results in Cuyahoga County saw 3 of 5 issues or 60.0% passing, including 2 of 4 or 50.0% of new issues passing, while 1 of 1 or 100.0% of renewal levies passed. The Beachwood School District's combined ballot issue failed by only 5 votes. Not included in these statistics, but the Shaker Public Library ballot issue passed by a relatively narrow 300 plus vote margin.

3. Enterprise Resource Planning System Status Update:

As reported last month, the Finance & Audit Committee at their April 26th meeting, discussed the attributes of SunGard and reviewed various SunGard information documents including the attached chart summarizing pros and cons of the Tyler vs SunGard decision. The Committee reached consensus that it made sense to move forward with the SunGard project after which I then proceeded to review/interview ITC options for implementing SunGard. At the May 24th Finance & Audit Committee meeting, I presented additional information including the attached summary comparison of the three ITC options including estimated costs, and made my recommendation to select NEOnet ITC to support our fiscal services including serving as the Project Leader for the conversion of the District's fiscal systems from USAS to SunGard beginning effective July 1, 2018 for a target "go-live" date of July 1, 2019. Accordingly, included on the June 12th Board meeting agenda is a resolution authorizing the selection of NEOnet ITC to provide software and support services and an End-User Agreement for eFinancePlus (fka SunGard) with Powerschool Group LLC.

NEOnet is scheduled to present an overview of the eFinancePlus system to the staff of the Human Resources' and Treasurer's departments on June 18th at the Admin building. Other information attached for reference include a) Preliminary Implementation Project Plans for Fund Accounting and Human Resources & Payroll which will be used as a template for developing the full implementation plan; b) a NEOnet brochure; and c) three eFinancePlus system informational flyers.

Shaker Heights CSD
Tyler vs SunGard

Category		**Tyler Munis**			**SunGard/eFinancePLUS**
Cost-approx.		More expensive; implementation yr=$65k, and $31.5k/yr 2			Less expensive; implementation yr=$44k to $60k, and $12k-$16.6k/yr 2
ERP Integration		Yes			Yes
ITC Support		Connect; concern about ITC ability to contiune support for only a few districts			NeoNet; SPARCC; LGCA
Ongoing Viability		Concern about ITC ability to contiune support for only a few districts; thereby leaving districts to contract directly with Tyler at a significantly higher price			Not a concern given the number of districts converting to SunGard
Other		Available directly thru Tyler or thru limited ITC sites			partnered with MCOECN
# of OH Districts-est.		approximately 7-10, but no additional districts known to be converting			approximately 60 and growing
Districts using/converting		Columbus, Akron, Mayfield, Berea, Amherst, Fairview Park, Lakewood (Acctg only)			Beachwood, Brunswick, Strongsville, Cleveland Heights (7/1/18), Euclid (7/1/18-acctg only), Cloverleaf, Summit Cty ESC, Hudson; tentative agreement with Cuyahoga Falls.

Shaker Heights CSD
ITC Selection for
eFP Implementation

Year 1 = Fiscal 2019			ITC Options Considered for eFinancePlus Implementation						
Category			**Connect/TCCSA**			**NeoNet**			**LGCA**
Implementation Period			7/1/18 thru 6/30/19			7/1/18 thru 6/30/19			7/1/18 thru 6/30/19
Tentative Go Live Date			07/01/19			07/01/19			07/01/19
COSTS:									
Implementation	fixed fee		$22,463			$22,463			$19,659
1st Year Licensing & Conversion Support	per ADM fee		$63,027			$58,371			$56,015
Year 1 Total	per ADM fee		$85,490			$80,834			$75,674
Projected Year 2	per ADM fee		$17,670			$16,368			$13,927
Projected Year 3	per ADM fee		$17,892			$16,609			$14,132
Projected Year 4	per ADM fee		$18,114			$16,851			$14,338
Projected Year 5	per ADM fee		$18,335			$17,092			$14,543
ITC Fiscal Support Fees-Year 1	per ADM fee		approx. $20,000			$0			$42,171
ITC Fiscal Support Fees-Year 2	per ADM fee		approx. $20,000			$34,510			$42,171
ITC Physical Location			TCCSA is in Wooster			Cuyahoga Falls			Concord Township
ITC distance from Shaker BOE bldg			58.4 miles, approx. 1hr 14 min			25.7 miles, approx. 40 min			28.0 miles, approx. 38 min
			Connect is in Valleyview						
Districts using/converting to eFinancePlus (fka SunGard)			Connect=0; TCCSA=13 districts			Brunswick, Cleveland Heights (7/1/18), Cloverleaf, Summit Cty ESC, tentative agreement with Cuyahoga Falls.			Beachwood, Euclid (7/1/18-acctg only)
Other Costs:	hrs/week	weeks							
Part-time District ret.payroll staff	24	45	$32,400			$32,400			$32,400
Part-time staff-if needed to supplement District staff			n/a			NeoNet staff hrly rates up to $75/hr max			n/a
Tentative ITC Selection pending additional reference checks, legal review, etc.						**X**			

Shaker Heights City Schools
Implementation Project Plan
Fund Accounting

Task Description	Duration	Target	Status	Task Owner	Supporting Resources	Notes
Project Planning						
Project Initiation				NEOnet		
Conduct Project Kickoff meeting				NEOnet		
Review Ohio Best Practices				NEOnet		
Identify district contacts				District		
TRAIN: User roles				NEOnet		
Security Location Codes				District		
User Authorization Form submitted				District		
Users added to MCOECN Active Directory				NEOnet		
Users added to NEOnet Active Directory				NEOnet		
User Accounts set up in eFinancePLUS				NEOnet		
Budget Prep Conversion						
Identify new account structure				District		
Profile Pages Configured				District		
Budgets extracted from USAS				NEOnet		
WORKSHOP: Create Organization Chart (chart of accounts)				District		
WORKSHOP: Create Revenue and Expenditure Ledgers				District		
Verify & Load Account List				NEOnet		
Verify & Load Organization Chart				NEOnet		
Load Expenditure & Revenue Ledgers				NEOnet		
Load General Ledger				NEOnet		
Load budgets to TEST database				NEOnet		
Budgets verified in TEST				District		
Budgets uploaded to LIVE				NEOnet		
TRAIN: Adding new budget units				NEOnet/District		
Banking Information						
Submit list of bank routing numbers for vendor and payroll				District		
Submit NACHA file layout and sample of current ACH tape				District		
Submit Positive Pay format for bank				District		
Submit current check reconciliation file				District		
Submit district bank account information (routing & acct #)				District		
Load list of bank routing numbers for vendor and payroll				NEOnet		
Set up NACHA file layout for accounting				NEOnet		
Set up NACHA file layout for payroll				NEOnet		
Set up Bank Transmission File (Positive Pay accting)				NEOnet		
Set up Bank Transmission File (Positive Pay payroll)				NEOnet		
Set up Check Reconciliation File for accounting				NEOnet		
Set up Check Reconciliation File for payroll				NEOnet		
Set up EFT Destination Table				NEOnet		
Set up Direct Deposit layout				NEOnet		
Purchasing & Accounts Payable						
Cleanup vendors in legacy system				District		
Vendors extracted from USAS				NEOnet		
Cleanup Purchase order in legacy system				NEOnet		
WORKSHOP: Vendor Conversion Template				District		
WORKSHOP: Shipping Codes				District		
WORKSHOP: Purchasing Workflow				District		
WORKSHOP: Purchasing Defaults				District		
WORKSHOP: User Views				District		
TRAIN: Maintaining and adding new vendors				NEOnet		
TRAIN: Requisitions and Requisition Approval				NEOnet		
TRAIN: Purchase Order, Invoicing and Vendor Checks				NEOnet		
Fund Accounting Procedures						
TRAIN: Receipts, Journal Entries, budget transfers				NEOnet		
TRAIN: Viewing ledgers and transactions				NEOnet		
TRAIN: Periodic Routines				NEOnet		
TRAIN: Running and Reviewing Reports				NEOnet		
TRAIN: Month end balancing				NEOnet		
OPTIO Printing Solution						
Check printer IP address				District		
PO Printer IP address				District		
Obtain port numbers for setup				NEOnet Tech		
MCOECN printer setup				MCOECN		

Submit sample PO, AP and Payroll Check	District
Submit treasurer and additional signatures for check & PO	District
Submit a .tif logo for check and PO if desired	District
Build Purchase Order Template	NEOnet
Build AP Check Template	NEOnet
Build Payroll Check Template	NEOnet
Test print Purchase orders	NEOnet
Test print AP Checks	NEOnet
Test print payroll checks	NEOnet
Order check envelop stock	NEOnet
Post Go-Live - Fund Accounting	
Purchase Order Conversion	NEOnet
Post Budget Prep in Live	NEOnet
Beginning Cash Balances - Journal Entries	NEOnet
FYTD Expenditures - Journal Entries	NEOnet
FYTD Revenue - Journal Entries	NEOnet
CYTD Vendor	NEOnet

Shaker Heights City Schools

eFinancePLUS Implementation Project Plan

HR and Payroll

Task Description	Duration	Target	Status	Task Owner	Supporting Resources	Notes
Reference Table Workshops						
Personnel Location Codes				District		
Department Codes				District		
Calendars				District		
Deductions				District		
Group Life				District		
Job classes				District		
Leave Codes				District		
Local Tax Codes				District		
Pay codes				District		
Salary Schedules				District		
Bargaining Units				District		
Assignment Codes				District		
Employee Types				District		
Certification Areas				District		
Certification Types				District		
Degree Levels				District		
Degree Schools				District		
Degree Subject Types				District		
Degree Subjects				District		
Degrees				District		
Race Codes				District		
Status Codes				District		
Termination Codes				District		
Workers Compensation Codes				District		
Employee Demographics				District		
Conversions						
Deductions				NEOnet		
Employee Deductions				NEOnet		
Job Classes				NEOnet		
Pay Codes				NEOnet		
Demographics				NEOnet		
Employee Assignments				NEOnet		
Employee degrees				NEOnet		
Pay Rates				NEOnet		
Training						
Adding Employees				NEOnet/District		
Employee Maintenance				NEOnet/District		
Pay Rates				NEOnet/District		
Attendance				NEOnet/District		
State Required Screen				NEOnet/District		
Payroll Parallels Completed						
Payroll Parallel #1 Verified						
ACH Prenote Testing				District		
Payroll 1 Selected				District		
Payroll 1 Pre-calculated				District		
Payroll 1 Verified				District		
DB Restore/Copy to Test				NEOnet		
Payroll 1 Calculation/Post-Payroll Activities				District		
Payroll 1 Fund Accounting Interface				District		
Payroll 1 Budget Code/Account Errors Corrected				District		
Payroll Parallel #2 Verified						
Payroll 2 Selected				District		
Payroll 2 Pre-calculated				District		
Payroll 2 Verified				District		
DB Restore/Copy to Test				NEOnet		
Payroll 2 Calculation/Post-Payroll Activities				District		
Payroll 2 Fund Accounting Interface				District		
Payroll 2 Budget Code/Account Errors Corrected				District		
Payroll Parallel #3 Verified						
Payroll 3 Selected				District		
Payroll 3 Pre-calculated				District		
Payroll 3 Verified				District		

DB Restore/Copy to Test	NEOnet
Payroll 3 Calculation/Post-Payroll Activities	District
Payroll 3 Fund Accounting Interface	District
Payroll 3 Budget Code/Account Errors Corrected	District
Payroll Post GO Live	
YTD Leave	NEOnet
YTD Employee Deductions	NEOnet
YTD Contract Paid	NEOnet
YTD Local Taxes	NEOnet
YTD Federal and State Taxes	NEOnet
EMIS Information	
EMIS Reference Table Workshops	
EMIS Profile	District
Assignment Codes	District
Building IRNs	District
Class Codes	District
Fund Class Codes	District
Training	
EMIS Position Information	NEOnet/District
EMIS Staff Report Load	NEOnet/District
EMIS Data export	NEOnet/District

NEOnet

Prompt. Courteous. Knowledgeable.

Support *you* deserve.

Our purpose is to improve student education through the use of technology.

www.NEOnet.org

A message from Executive Director,

Matthew Gdovin

NEOnet is your Northeast Ohio Network for Educational Technology. We provide a secure technology solution center to provide you the most reliable, cost-effective programs and support you deserve. As we continue to evolve with the advances in technology, we remain committed to our purpose to improve student education through the use of technology.

Our extensive customer base allows us to offer programs and services at some of the lowest prices available. This allows you to receive the most cost-effective programs that will help you do your job.

We are pleased to announce that we recently expanded our space to offer our customers additional rooms for meetings and professional development workshops and training. We know it's important to offer a wide variety of high-quality opportunities to help your staff grow. As such, our knowledgeable, courteous team is now delivering an increased variety of workshops and training. We invite you to check out our professional development packet to find an opportunity to meet your goals for professional growth.

Our team is here for you. We are equipped to answer all of your technology questions and service needs in a prompt, courteous manner, allowing you to focus on your job. We have a proven track record of success protecting school district's sensitive information, and our commitment to disaster recovery ensures your data is safe and secure.

We look forward to our continued partnerships with our current customers and to finding ways to help our future customers improve student education through the use of technology. NEOnet delivers the support you deserve.

Matthew Gdovin

About NEOnet

Prompt. Courteous. Knowledgeable.
Support *you* deserve.

The Northeast Ohio Network for Educational Technology (NEOnet) was established in 1995 and is one of eighteen designated Information Technology Centers (ITC) in the Ohio Education Computer Network (OECN). NEOnet provides data management and computer services for member and affiliated school districts.

NEOnet represents about 136,000 students and proudly services 117 educational entities in Cuyahoga, Lake, Medina, Portage and Summit counties, including 31 school districts, two county offices, three Career Centers, one digital academy, 11 private schools, 69 community schools and two cities.

NEOnet delivers the support you deserve.

Our Purpose:

To improve student education through the use of technology.

Our Mission:

To provide internet, network, and application service and support.

NEOnet
Prompt. Courteous. Knowledgeable.
Support *you* deserve.

Committees

NEOnet's committees are here for you. It's our goal to provide you with open communication and transparency. Our committees provide communication, feedback and oversight to the development and monitoring of NEOnet.

Treasurers Operating Committee
Assists in the financial operations of NEOnet

Technology Advisory Committee
Assists in the technical operations of NEOnet

Educational Operating Committee
Assists the student services department

Media Specialist Committee
Provides guidance and direction for NEOnet's library services

Continuous Improvement Committee
Assists in maintaining and updating the continuous improvement plan

Audit Committee
Reviews the financial reports, general operations and SOC1 audit

Finance Committee
Reviews the financial reports and ensures there are efficient resources to implement the goals and objectives of the organization

Our customer base...

- Akron Digital Academy
- Akron Public Schools
- Barberton City Schools
- Breakthrough Schools
- Brunswick City Schools
- Buckeye Local Schools
- Cambridge Education Group
- City of Cuyahoga Falls
- City of Stow
- Cleveland Heights/ University Heights City Schools
- Cloverleaf Local Schools
- Copley-Fairlawn City Schools
- Coventry Local Schools
- Cuyahoga Falls City Schools
- Cuyahoga Heights Local Schools
- Edge Academy/Akros Middle School
- Faith Islamic Academy
- Field Local Schools
- Global Village Academy
- Green Local Schools
- Hoban High School
- Hudson City Schools
- Hudson Montessori School
- Kent City Schools
- Manchester Local Schools
- Mansfield City Schools
- Maple Heights City Schools
- Maplewood Career Center
- Medina Christian Academy
- Medina County Career Center
- Medina County ESC
- Mentor Public Schools
- Mogadore Local Schools
- New London Local Schools
- Nordonia Hills City Schools
- Norton City Schools
- Orange City Schools
- Parma City Schools
- Portage Lakes Career Center
- Revere Local Schools
- Richmond Heights Local Schools
- Schnee Learning Center
- Seton Catholic School
- Springfield Local Schools
- St. Ambrose School
- St. Augustine School
- St. Francis deSales School
- St. Hilary School
- St. Patrick Elementary School
- St. Sebastian School
- Steel Academy
- Stow-Munroe Falls City Schools
- Summit Academy Schools
- Summit County ESC
- Summit Education Initiative
- Tallmadge City Schools
- Twinsburg City Schools
- Woodridge Local Schools

Facility Use

Our facility offers a number of rooms that our customers can use to host meetings, attend professional development and gather for events. NEOnet's knowledgeable, courteous team delivers a wide variety of programs, services and high-quality professional development opportunities to help facilitate your staff's growth.

Customer Benefits

Meeting rooms are available for use by our customers, partners and other interested parties. The variety of rooms available can handle gatherings ranging from two to 100 attendees and have been used in the past to hold:

- *Board meetings*
- *Staff development workshops*
- *Retreats*
- *Training sessions*
- *Testing*
- *Product demonstrations*

Our facility is 24,665 square feet, occupying two floors, centrally located in Cuyahoga Falls.

Located less than one mile from a major highway - providing easy access to Route 8 North and South.

Training, meeting and conference space including video conferencing available.

Secure access to the building, including video surveillance and key card access.

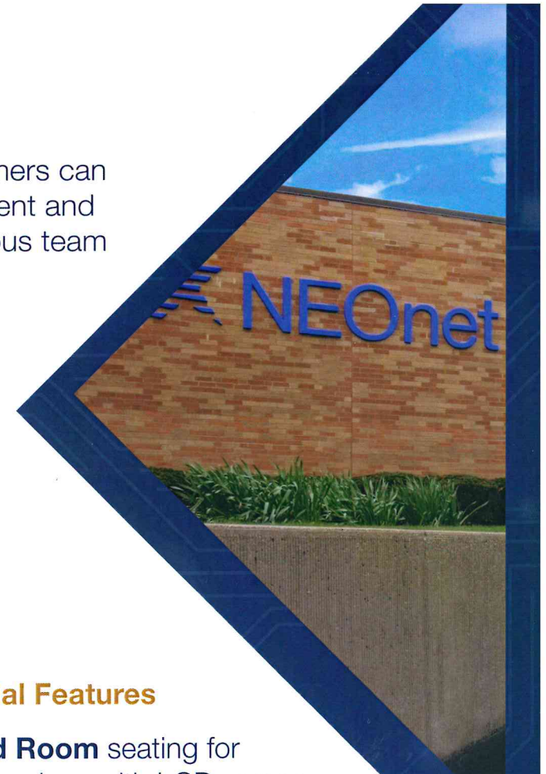

Special Features

Board Room seating for 10 attendees with LCD screen

A classroom of the future with access to cutting-edge instructional technology for evaluation purposes

Meeting Rooms ranging in size from eight to 100 seats for meetings and events

Projection screens and **sound systems** are available

WiFi access available throughout the building

Computer Lab seating for 24 attendees and presenter with LCD projector

Technology Lab a state-of-the-art data center available for customers, partners and other interested parties for use as a setting to evaluate, test, validate or present the value of products and services

Server Room secure and properly cooled with space for expansion or as a co-location center

NEOnet
Prompt. Courteous. Knowledgeable.
Support *you* deserve.

Service Matrix

The consortium of members allows NEOnet to offer the most cost-effective programs and services. The following table shows you the wide variety of services our customers are utilizing. This is a great tool to see services that your district may need, but may not have considered. This tool is also available on our website at www.NEOnet.org.

NEOnet
Service Matrix

	Akron Digital Academy	Akron Public Schools	Barberton City Schools	Breakthrough Schools	Brunswick City Schools	Buckeye Local Schools	Cambridge Education Group	City of Cuyahoga Falls	City of Stow	Cleveland Heights/University Hts Schools	Cloverleaf Local Schools	Copley-Fairlawn City Schools	Coventry Local Schools	Cuyahoga Falls City Schools	Cuyahoga Heights Local Schools	Edge Academy/Akros Middle School	Faith Islamic Academy	Field Local Schools	Global Village Academy	Green Local Schools	Hoban High School	Hudson City Schools	Hudson Montesorri School	Kent City Schools	Manchester Local Schools	Mansfield City Schools	Maple Heights City Schools	Maplewood Career Center	Medina Christian Academy	Medina County Career Center	Medina County ESC	Mentor Public Schools	Mogadore Local Schools	New London Local Schools	Nordonia Hills City Schools	Norton City Schools	Orange City Schools	Parma City Schools	Portage Lakes Career Center	Revere Local Schools	Richmond Heights Local Schools	Schnee Learning Digital Academy	Seton Catholic School	Springfield Local Schools	St. Ambrose	St. Augustine	St. Francis deSales	St. Hilary	St. Patrick Elementary	St. Sebastian	Steel Academy	Stow-Munroe Falls City Schools	Summit Academy	Summit County ESC	Summit Education Initiative	Tallmadge City Schools	Twinsburg City School	Woodridge Local Schools
Financial Record System			●			●				●	●	●	●	●	●				●	●				●	●		●											●				●						●	●		●	●	●	●
Payroll Shared Services																																					●																	
Time Clock Integration Management																				●							●	●																											
Student Management Record System	●		●		●	●	●				●	●	●	●	●	●	●		●	●				●	●		●	●				●	●	●	●	●		●	●	●	●		●				●		●	●	●	●	●	●	●
Special Education Software System	●		●		●	●	●				●	●	●	●	●				●	●				●	●		●	●					●	●	●	●		●	●	●	●		●				●			●	●	●	●	●
Learning Management System - Virtual Classroom																																																						
Student Achievement Analysis - Data Map																●																					●	●																
Library Automation - Infohio		●			●	●					●	●	●	●	●	●			●	●	●		●	●			●	●				●	●	●	●	●		●	●	●	●		●	●	●	●	●	●	●	●	●	●	●	●	●
EMIS Support Services	●		●		●	●	●			●	●	●	●	●	●	●	●		●	●		●		●			●			●	●	●	●	●	●	●		●	●	●			●				●			●	●	●	●	●
EMIS Coordinator Service Provider													●					●						●															●																	
Roster Verification Solution	●		●		●	●	●			●	●	●	●	●	●				●	●		●		●		●																														
Internet			●	●	●	●	●		●	●	●	●	●	●	●			●	●	●		●		●	●	●	●	●	●	●	●	●	●	●	●	●	●	●	●	●	●	●	●		●		●		●	●	●	●	●	●	●
Internet Security Solutions - CIPA Compliance			●	●		●	●				●	●	●	●	●				●	●		●		●	●		●	●				●	●	●	●	●		●	●	●	●		●				●			●	●	●	●	●
Secure Cloud Server Hosting						●							●	●					●																	●	●																	
Virtual Desktop Solution																																																						
Hosted Active Directory													●																																										
Hosted Email System - Exchange											●	●	●	●						●				●	●		●						●	●		●	●		●	●	●			●				●			●	●			●
Email Archive Solution						●					●	●	●	●	●					●		●		●	●		●						●	●		●	●		●	●	●			●				●			●	●			●
Hosted IP Telephony System						●		●	●				●	●						●					●		●							●		●	●		●	●				●				●				●			●
PRI/SIP Solution								●																																														
Telephony Broadcast Paging Solution																																						●																	
IP FAX													●							●														●																					
Hosted Managed Wireless System						●			●				●	●						●							●	●							●	●		●	●	●	●		●				●			●	●	●	●	●
Technical Support Services													●										●																																
Network Equipment Sparing Program													●	●	●																																							
Remote Backup Service											●									●																																			
Digital Signage Solution																																																						
Service Desk System																																																						
Document Management System - Onbase						●						●		●						●				●										●	●																			

NEOnet
Prompt. Courteous. Knowledgeable.
Support *you* deserve.

Our Service Offerings

PowerSchool eFinancePLUS

To enable Ohio K-12 school districts to streamline their financial and human resources data, NEOnet offers PowerSchool eFinancePLUS (formerly SunGard), an alternative to classic state software. eFinancePLUS is tailored to the specific needs of school districts, with human resource, inventory and accounts receivable modules.

Virtual Servers

Using industry-leading SmartStack technology powered by Cisco UCS servers and Nimble storage, NEOnet offers a cost-effective alternative to locally hosted hardware.

Internet Service

A comprehensive solution for the connectivity needs of any non-profit or K-12 entity. NEOnet's redundant and highly available network is a cornerstone of our organization, with two data centers offering highly available service for Internet Access and CIPA compliant content filtering.

Hosted Active Directory

Any customer carrying a current Microsoft Agreement that includes the desktop bundle will receive NEOnet's Active Directory (AD) for free. The centrally hosted AD service allows complete administrative control over users, computers, groups and policies, while eliminating the need for dedicated directory servers for each customer.

Hosted Exchange

Allowing customers to access email anywhere, anytime with almost any device.

Fiscal Services

Our team provides support and training for the Uniform School Accounting System (USAS & USASWeb), Uniform Staff Payroll System (USPS & USPSWeb), Uniform School Accounting System Data Warehouse (USASDW), Accounts Receivable Facility (ARF), Equipment Inventory System (EIS) and Employee Kiosk.

Payroll processing backup can also be provided, as well as timesheet, leave tracking and banking integration assistance for all third-party vendor products that consortium members select.

Employee Kiosk

The Employee HR Kiosk is a special project of the Management Council of the Ohio Education Computer Network (MCOECN). This software is only available to member schools of a participating Information Technology Center (ITC) who use the Uniform Staff Payroll System (USPS).

Wireless

Implementing and managing a wireless system can be a complex and difficult task. NEOnet's service is a blend of hosted management with access to experienced wireless engineers, network clients and activity.

VOIP

Voice Over IP hosted managed service reduces the total cost of ownership by sharing resources and managing the high-end functions of telephony for our customers. The distributed administration gives our customers the ability to add, move and change devices, leaving the management of the servers and software in the hands of the experienced voice engineers at NEOnet and reducing the total cost of the phone system.

Our Service Offerings - *continued*

Student Information System

Supporting ProgressBook Suite of products, including Student Information, EMIS State Reporting, Gradebook, Parent Access, Special Services, Virtual Classroom, DataMap, DASLr and Vendorlink. The suite is used by more than 800 different entities across the state of Ohio reaching more than a million students in ADM.

Student Online Registration Vendors

Along with supporting the ProgressBook Suite of products, we have partnered with vendors who are capable of or are working on the ability to submit student data into Student Information to deliver the support you deserve.

Library Automation

Across the state of Ohio, INFOhio's library automation software is used by more than 2,300 K-12 school libraries, supporting the education of more than 1,100,000 students.

Security Services Bundle

We know the demanding needs of today's networks, which is why we offer such a comprehensive list of services into one easy to afford security bundle available to all our customers. The NEOnet security bundle is a compilation of industry leading products to offer solutions to all our customers' needs.

For more information on these services and additional services, we invite you to visit www.NEOnet.org

Professional Development and Technology Integration

NEOnet
Prompt. Courteous. Knowledgeable.
Support *you* deserve.

At NEOnet, we believe it's our responsibility to develop technology leaders in every district. Our knowledgeable, courteous team provides professional development, training, coaching, support, and virtual efforts to keep schools up-to-date with emerging trends in educational technology and to help your staff grow.

We offer the support and services school districts need for staff to become educational technology leaders, equip current staff with emerging trends and application practices, and maintain staff involvement in technology via industry best practices.

NEOnet's team also offers:

- *Customized professional development opportunities to meet the needs of school districts*
- *A technology academy*
- *A variety of ways to receive training and coaching*
- *Technology support in the schools*
- *Google training camp*
- *Virtual professional development with an online archive of resource*

Service Fee Schedule

NEOnet works hard to maintain the most reliable, cost-effective programs and support you deserve. The strength of our consortium membership is a critical factor in allowing NEOnet to continue to do so.

We invite you to review our pricing and compare it with your options. We believe you will come to the conclusion that NEONet offers the most cost-effective programs and support you deserve.

To further discuss our services and obtain a quote, please contact Matthew Gdovin by phone at 330.634.4102 or by email at gdovin@neonet.org.

NEOnet

Prompt. Courteous. Knowledgeable.

Support ***you*** deserve.

700 Graham Road
Cuyahoga Falls, OH 44221

www.NEOnet.org

P: 330.926.3900

F: 330.926.3901

E: helpdesk@neonet.org

Financials

The heart of district operations and processes just got easier

When it comes to K-12 accounting and purchasing processes, time is of the essence. In today's high-pressure K-12 financial management world, school districts need an intuitive and easy way of managing daily fiscal operations so that concentration can go back into making informed decisions.

PowerSchool Financials puts the focus on at-a-glance insights so administrators can work smarter, not harder, to help district leaders make better decisions based on actionable, relevant district information.

Redefining the K-12 Industry Standard

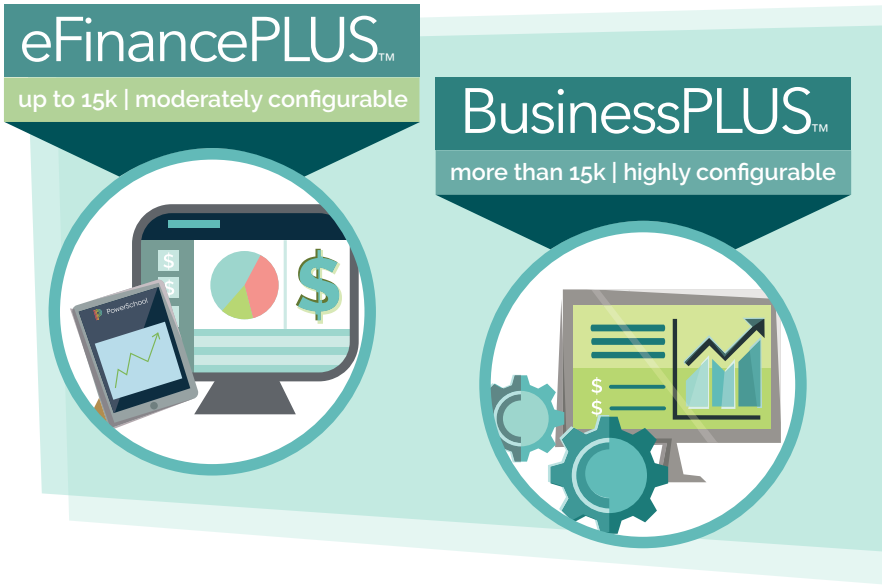

✓ Centralized Processes

A Fully-Integrated General Ledger

Improve the efficiency of business operations with templates for journal entries, easy reversals, ability to work in multiple periods, drill downs, and the ability to attach and view documents associated with transactions and/or vendor payments.

✓ Enhanced Productivity

The Tools Needed to Improve K-12 Fiscal Management

From budgeting through accounts payable, eFinancePLUS and BusinessPLUS both make the fiscal management experience seamless. Work flow processes guide through day-to-day financial functions including account management, purchase orders, and payments; all while displaying the summary or detailed information needed to make informed financial decisions at a glance.

Financials

Two Solutions
that are equally robust with fiscal data



	eFinancePLUS™	BusinessPLUS™
	up to 15k | moderately configurable	more than 15k | highly configurable
ACCOUNTS PAYABLE + BILLING	✓	✓
GENERAL LEDGER	✓	✓
INVENTORY + FIXED ASSETS	✓	✓
BANK RECONCILIATION	✓	✓
BUDGETING + PURCHASING	✓	✓
STUDENT ACTIVITIES + GRANTS	✓	✓
ENCUMBRANCES	✓	✓
PROJECT ACCOUNTING	✓	✓
VENDOR BIDDING + PUNCHOUT	✓	✓
PRECONFIGURED SETUP	✓	
UNIQUE SETUP CUSTOMIZATION		✓
CONTRACT MANAGEMENT		✓
WORK ORDERS + QUOTES		✓
DEFINED MENUS + SETUP WIZARD	✓	
CUSTOM MENU PATHS		✓
PCARD	✓	
COMMON WORKFLOWS	✓	
CUSTOM, UNIQUE WORKFLOWS		✓

FI-fl-004-033117

* These are typical enrollment sizes, but either solution is configurable for districts of all sizes.

Human Resources

Streamlined employee management from recruitment to retirement

When it comes to overall success, district staff need a quick, simple experience that guarantees access to strategic information exactly when it's needed. Administrators need a reliable management tool for the district's most vital employee data, and employees need easy access in order to manage their personal information.

PowerSchool Human Resources is designed for the unique needs of K-12 districts; centrally managing vital employee information starting from the recruitment process, through professional development, and all the way to retirement.

Solutions for every district type:

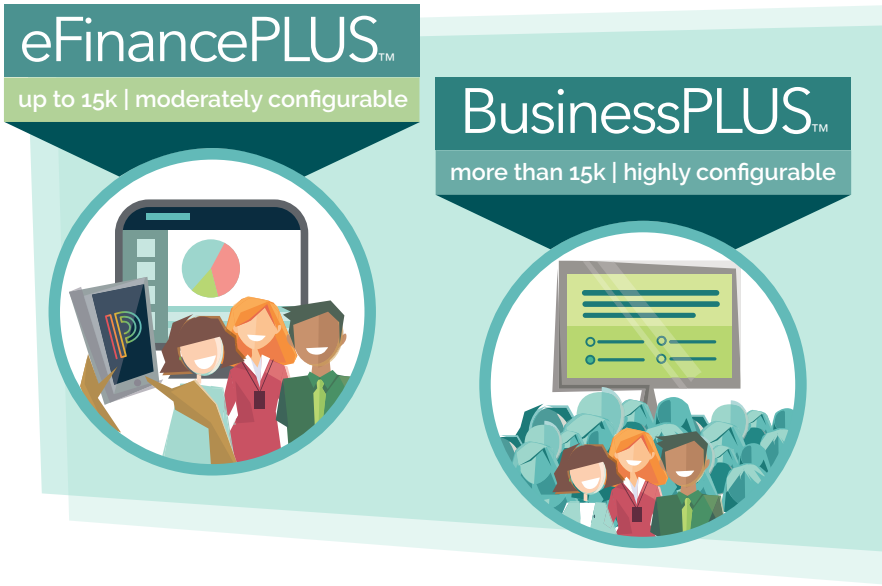

✓ Customized to Meet Your Needs

Solutions for Every District Type

eFinancePLUS enhances the user experience with unique favorites to make sure vital information is always one click away. BusinessPLUS puts all the pieces together and is highly customizable for even the largest of districts.

✓ Enhanced Productivity

Ease of Use for Both Administration and Employees

Built-in workflows ensure all the proper steps are taken through the employment and reporting process in order to meet the correct requirements. Additionally, in BusinessPLUS, custom workflows automate various business processes through triggered, rule-based activities to launch defined tasks such as assignments, emails, reports, and notifications.

Employees reap the benefits of having online access to updating and managing their personal information, records, benefits, W2s, and more.

Human Resources

Two Solutions
designed to handle
any district's needs

	eFinancePLUS™	BusinessPLUS™
	up to 15k | moderately configurable*	more than 15k | highly configurable*
ATTENDANCE + LEAVE	✓	✓
PAYROLL	✓	✓
PERSONNEL	✓	✓
PROCESS AUTOMATION	✓	✓
POSITION CONTROL	✓	✓
POSITION BUDGETING	✓	✓
REGULATORY REPORTING	✓	✓
PROFESSIONAL DEVELOPMENT	✓	✓
RECRUITMENT	✓	✓
EMPLOYEE TIME SHEETS	✓	✓
PRODUCTIVITY WEB FORMS		✓
BENEFITS MANAGEMENT	✓	
EMPLOYEE ACCESS	✓	✓
MOBILE ACCESS	✓	
SALARY PROJECTIONS	✓	✓

* These are typical enrollment sizes, but either solution is configurable for districts of all sizes.

Finance/HR/ERP

mc·oecn Partnership

MC·OECN's partnership with PowerSchool provides access to eFinancePLUS to help Ohio districts reach their goals.

RECRUITING & PROFESSIONAL DEVELOPMENT

BUDGETING & PREPARATION

GENERAL LEDGER

PAYROLL

PROJECTIONS

ACCOUNTS PAYABLE & PURCHASING

PowerSchool's commitment to helping Ohio districts reach their goals starts with a solution that unifies district operations. eFinancePLUS is designed to save districts' time and money, empower employees, and guide leaders to make key decisions.

Unifying Ohio district and ITC operations

PowerSchool provides ITCs and districts with a true partnership by delivering Professional Services tailored to unify the operations of Ohio ITCs and districts. By building a statewide cohort of users and colleagues, PowerSchool helps MCOECN:

- **Reduce acquisition costs**
- **Reduce implementation costs**
- **Reduce technology infrastructure operating costs**
- **Focus support resources on end-user software use and adoption**
- **Understand and optimize shared platform migration**
- **Build "communities of practice"**

A partner in the successful management of finance and human resources

Executive Information Right at Your Fingertips

Payroll and Recruitment All in One Place

Streamlined Accounting and Procurement from Request to Payment

Integrated Reporting for Decision Making & District Strategy Development

Leverage eFinancePLUS to drive efficiency and improve processes

eFinancePLUS puts the focus on at-a-glance insights so administrators can work smarter, not harder.

The benefits of an implementation team

eFinancePLUS is accompanied by an equally robust and comprehensive Professional Services solution that is designed specifically for OH ITCs and districts.

State Specific Tools

- Ohio training plan template and tools
- Training agendas, handouts, and supplements
- Ohio-specific eLearning and seminars
- Configuration and set up plans
- Conversion toolkit
- Train the trainer education and certifications

Shared Reports & Collaboration

- Financial Report Writer templates
- Collaborative learning sessions
- Shared eLearning content

State User Group

- An Ohio user group, specific to MCOECN, ITC(s), and constituent districts

Integration

- Integration with the State or third-parties is made feasible by adopting a standardized implementation model and configuration
- Customization can be developed once and deployed state-wide

An implementation plan aligned to the district or ITC's needs

- **Plan** starting with a planning meeting that focuses on a product overview and identifying the goals and scope of the project.
- **Prepare** major configuration decisions, an orientation on conversion, and phase 1 of training, focused on configuration.
- **Execute** the data conversions and run training, covering daily and period processes.
- **Confirm** conversions, test pilot parallels and work with your ITC or district to continue verification and testing.
- **Go Live** providing end-user training, run through a final pass of data conversions, and provide go-live support.

2. CHARTS

SHAKER HEIGHTS CITY SCHOOL DISTRICT
GENERAL FUND CASH BALANCE

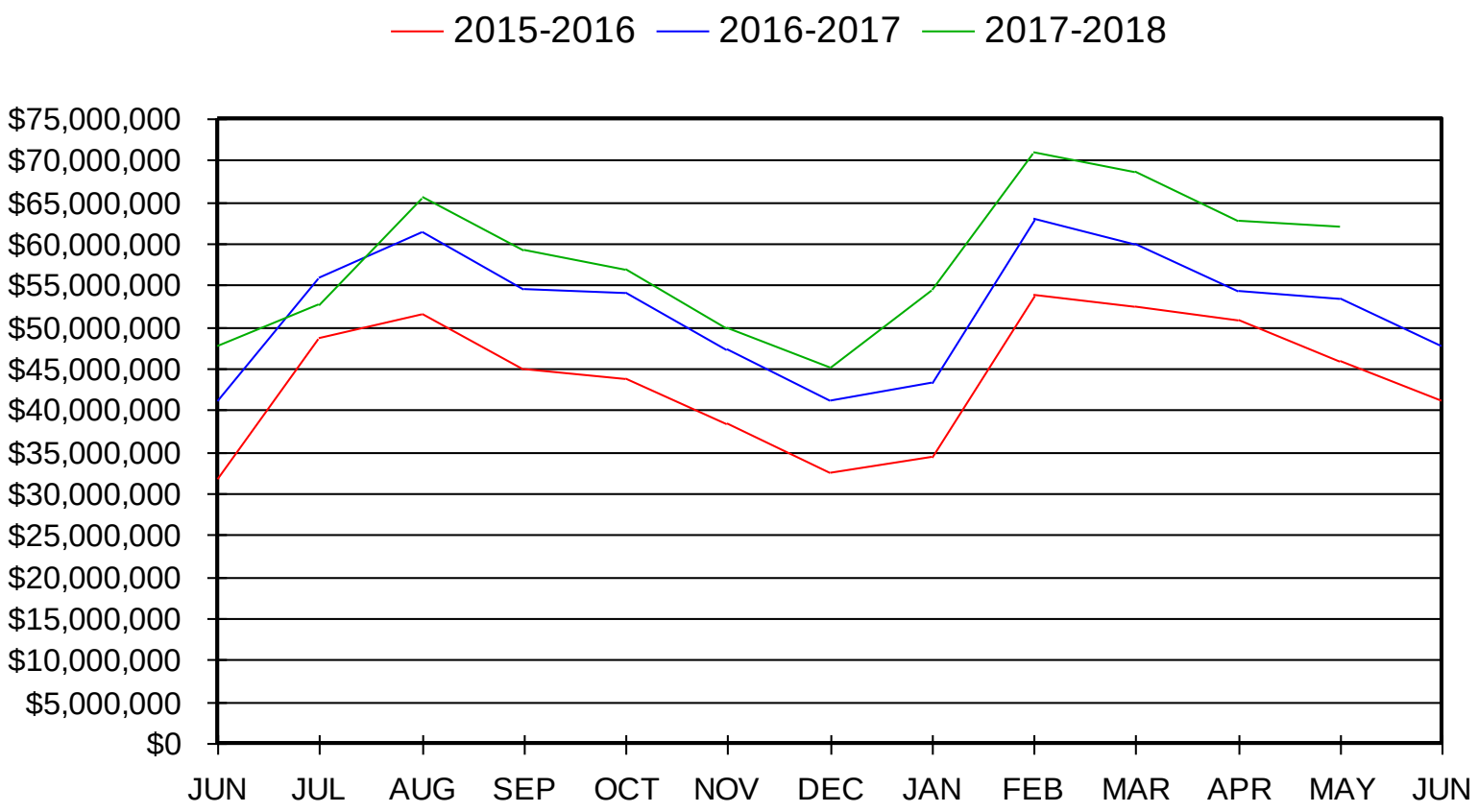

May 31, 2018

SHAKER HEIGHTS CITY SCHOOL DISTRICT

GENERAL FUND

(Fiscal Year to Date)

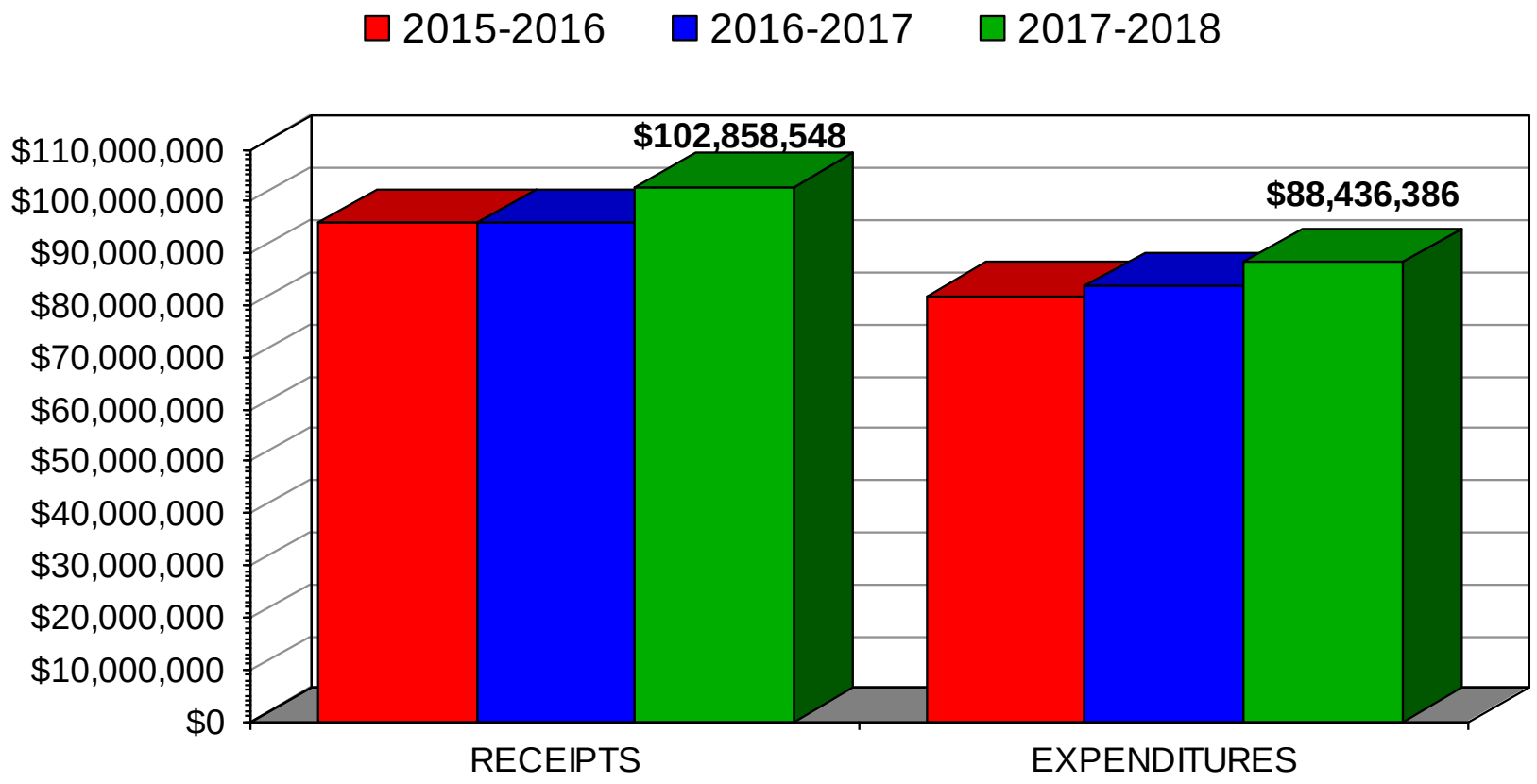

May 31, 2018

SHAKER HEIGHTS CITY SCHOOL DISTRICT
GENERAL FUND RECEIPTS

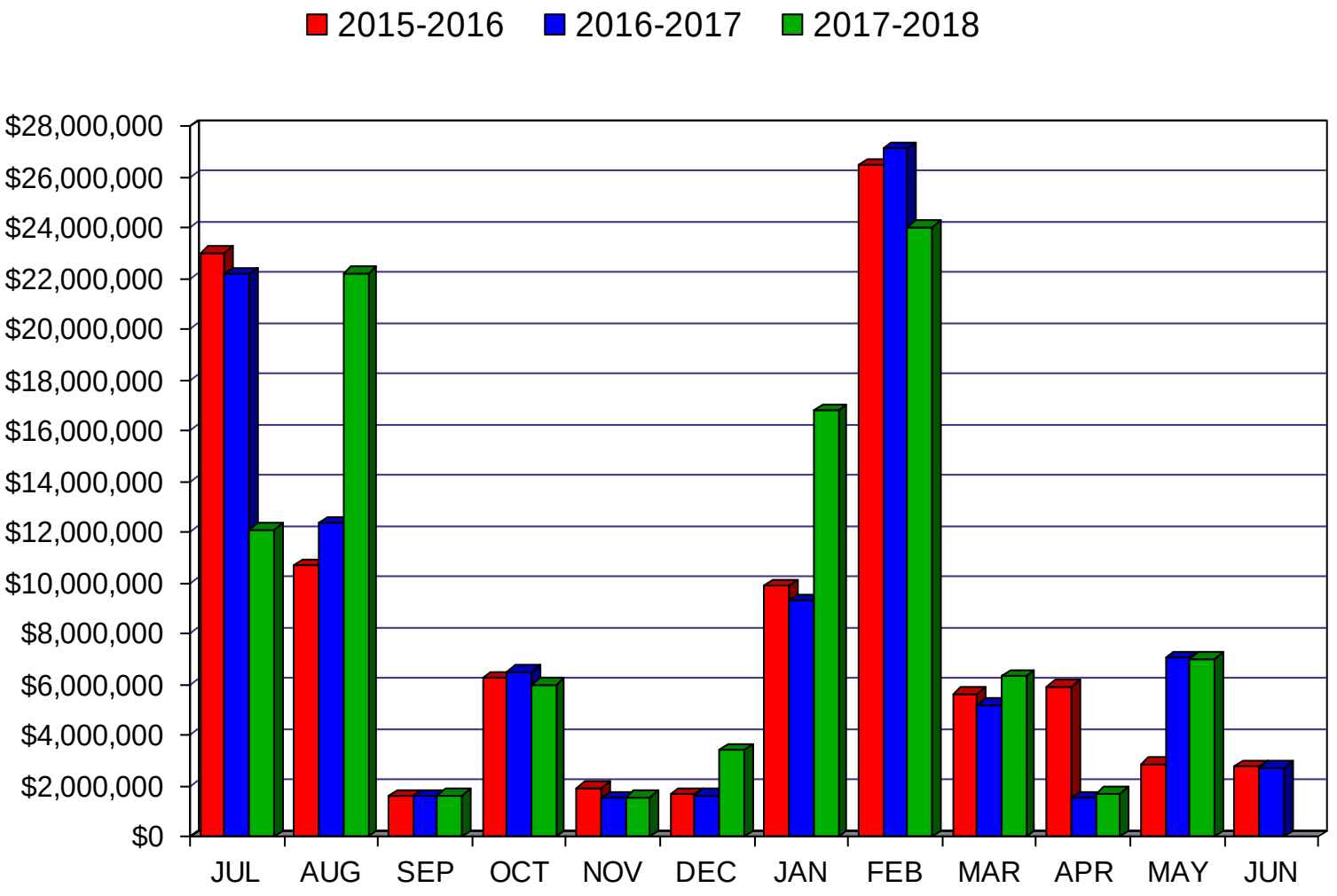

May 31, 2018

SHAKER HEIGHTS CITY SCHOOL DISTRICT
GENERAL FUND EXPENDITURES

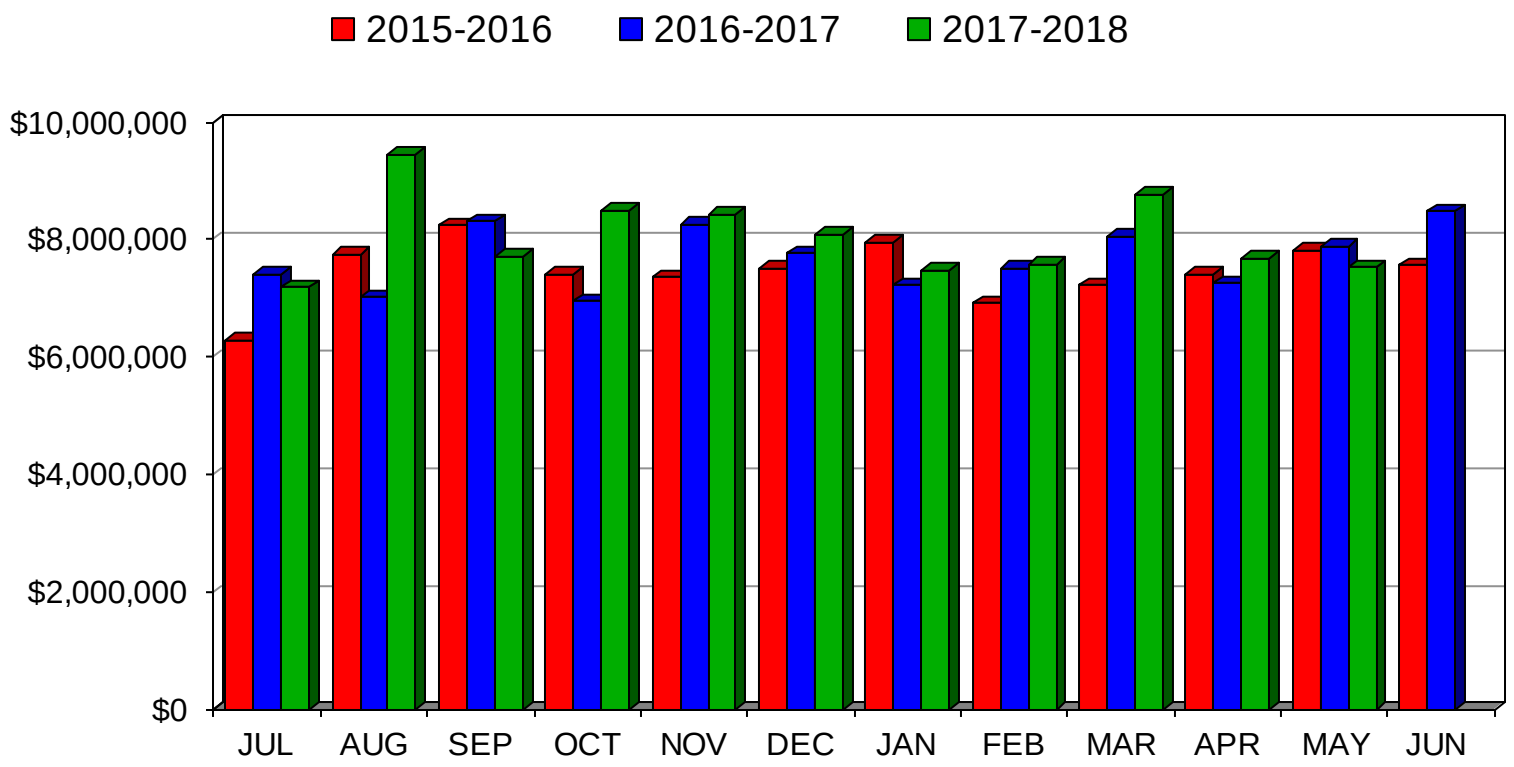

May 31, 2018

3. CONSOLIDATED INVESTMENT PORTFOLIO

Monthly Investment Report

May 2018

Operating Funds

Security	Coupon	Call Date	Maturity Date	Trade Date	Quantity	Cost Basis	Market Value	Yield at Cost	Wtd Maturity
CASH									
STAR Ohio-General					$11,582,867.18	$11,582,867.18	$11,582,867.18	1.92	0.00
Huntington - Operating					$2,027,748.20	$2,027,748.20	$2,027,748.20	0.05	0.00
Cash Subtotal					**$13,610,615.38**	**$13,610,615.38**	**$13,610,615.38**	**1.64%**	**0.00**
SHAKER HEIGHTS CASH TOTAL					**$13,610,615.38**	**$13,610,615.38**	**$13,610,615.38**	**1.64%**	**0.00**
REDTREE OPERATING PORTFOLIO									
CERTIFICATES OF DEPOSIT									
GE Capital Bank, UT	1.60		6/6/2018	6/6/2014	$248,000.00	$248,000.00	$247,996.78	1.60	0.02
Everbank, FL	1.35		7/30/2018	7/30/2015	$248,000.00	$248,000.00	$247,849.96	1.35	0.16
Sallie Mae Bank, UT	1.65		7/30/2018	7/30/2014	$247,000.00	$247,000.00	$246,936.03	1.65	0.16
Pulaski Bank, MO	1.35		7/31/2018	7/31/2015	$249,000.00	$249,000.00	$248,950.95	1.35	0.17
MB Financial Bank, IL	1.35		8/6/2018	8/6/2015	$249,000.00	$249,000.00	$248,938.75	1.35	0.18
Compass Savings Bank, PA	1.35		8/7/2018	8/7/2015	$249,000.00	$249,000.00	$248,936.50	1.35	0.18
ConnectOne Bank, NJ	1.40		8/7/2018	8/7/2015	$249,000.00	$249,000.00	$248,936.50	1.40	0.18
Worlds Foremost Bank, NE	1.75		8/20/2018	8/20/2015	$200,000.00	$200,000.00	$199,968.40	1.76	0.22
Medallion Bank, UT	1.50		8/31/2018	8/31/2015	$248,000.00	$248,000.00	$247,939.49	1.50	0.25
Comenity Capital Bank, UT	1.80		11/19/2018	11/17/2014	$249,000.00	$249,000.00	$248,618.53	1.81	0.46
Discover Bank, DE	1.95		6/4/2019	6/4/2014	$247,000.00	$247,000.00	$246,265.17	1.95	0.99
Barclay's Bank, DE	2.05		7/2/2019	7/2/2014	$247,000.00	$247,000.00	$246,139.20	2.05	1.06
American Express Nat'l Bank, UT (formerly AmE	2.05		7/31/2019	7/31/2014	$247,000.00	$247,000.00	$245,898.87	2.05	1.14
First Business Bank, WI	1.70		7/31/2019	7/31/2015	$247,000.00	$247,000.00	$245,120.08	1.70	1.14
Synchrony Bank, UT	2.05		8/1/2019	8/1/2014	$247,000.00	$247,000.00	$246,105.12	2.05	1.14
American Express Nat'l Bank, UT (formerly AmE	1.95		4/30/2020	4/30/2015	$247,000.00	$247,000.00	$243,083.81	1.95	1.86
CIT Bank, UT	2.30		7/30/2020	7/30/2015	$247,000.00	$247,000.00	$244,465.78	2.30	2.08
Capital One, National Assoc, Mclean, VA	2.30		8/5/2020	8/5/2015	$247,000.00	$247,000.00	$241,914.02	2.30	2.09
Wells Fargo Bank, SD	1.80		11/16/2021	11/14/2016	$249,000.00	$248,800.80	$238,236.48	1.82	3.30
Brokered Certificates of Deposit Subtotal					**$4,661,000.00**	**$4,660,800.80**	**$4,632,300.42**	**1.75%**	**0.88**
COMMERCIAL PAPER									
BNP Paribas	-		6/28/2018	2/27/2018	$1,245,000.00	$1,236,451.00	$1,243,232.10	2.07	0.08
ING US CP	-		6/28/2018	1/29/2018	$3,650,000.00	$3,621,864.60	$3,644,817.00	1.86	0.08
MUFG Bank	-		6/28/2018	1/26/2018	$3,980,000.00	$3,949,750.35	$3,974,348.40	1.95	0.08
Natixis NY	-		6/28/2018	2/27/2018	$1,520,000.00	$1,509,765.34	$1,517,841.60	2.03	0.08
TD USA	-		6/28/2018	2/27/2018	$4,650,000.00	$4,618,225.02	$4,643,397.00	2.06	0.08
BNP Paribas	-		6/29/2018	1/30/2018	$2,275,000.00	$2,257,862.93	$2,271,633.00	1.83	0.08
General Electric Capital Corp Treasury	-		7/20/2018	2/23/2018	$1,000,000.00	$991,760.00	$997,210.00	2.08	0.14
ING US CP	-		7/23/2018	2/23/2018	$1,025,000.00	$1,016,378.04	$1,021,966.00	2.08	0.15
Toyota Motor Credit	-		7/27/2018	2/26/2018	$1,015,000.00	$1,006,245.63	$1,011,762.15	2.09	0.16
JP Morgan	-		8/24/2018	11/29/2017	$1,230,000.00	$1,213,579.50	$1,223,800.80	1.83	0.23
Credit Agricole NY	-		8/27/2018	4/27/2018	$450,000.00	$446,608.50	$447,651.00	2.30	0.24
General Electric Capital Corp Treasury	-		8/27/2018	11/29/2017	$990,000.00	$977,154.74	$984,832.20	1.76	0.24
BNP Paribas	-		9/21/2018	5/21/2018	$800,000.00	$793,845.78	$794,400.00	2.29	0.31
General Electric Capital Corp Treasury	-		9/21/2018	5/24/2018	$760,000.00	$754,221.89	$754,680.00	2.32	0.31
MUFG Bank	-		9/25/2018	5/24/2018	$690,000.00	$684,554.18	$684,997.50	2.33	0.32
Toyota Motor Credit	-		9/26/2018	5/29/2018	$660,000.00	$654,940.00	$655,175.40	2.32	0.33
Natixis NY	-		9/28/2018	5/29/2018	$1,070,000.00	$1,061,654.00	$1,062,039.20	2.36	0.33
General Electric Capital Corp Treasury	-		10/29/2018	5/30/2018	$500,000.00	$495,155.41	$495,210.00	2.33	0.42
JP Morgan	-		11/20/2018	5/29/2018	$1,750,000.00	$1,729,668.40	$1,730,260.00	2.42	0.48
Commercial Paper Subtotal					**$29,260,000.00**	**$29,019,685.31**	**$29,159,253.35**	**2.05%**	**0.16**
MONEY MARKET FUNDS									
First American Treasury Obligations Fund					$19,129.77	$19,129.77	$19,129.77	1.60	0.00
Money Market Subtotal					**$19,129.77**	**$19,129.77**	**$19,129.77**	**1.60%**	**0.00**
US AGENCY GOVERNMENT NOTES									
Federal Natl Mtg Assoc	1.15	8/13/2018	11/13/2018	11/13/2015	$750,000.00	$750,000.00	$746,797.50	1.15	0.45
Federal Home Ln Mtg	1.12		4/15/2019	3/18/2016	$4,505,000.00	$4,503,256.55	$4,461,306.00	1.14	0.86
Federal Home Ln Mtg	1.30	8/24/2018	5/24/2019	7/14/2016	$2,855,000.00	$2,855,000.00	$2,824,705.59	1.30	0.97
Federal Natl Mtg Assoc	1.25	6/28/2018	6/28/2019	6/27/2016	$3,500,000.00	$3,500,000.00	$3,458,822.50	1.25	1.06
Federal Home Ln Mtg	0.87		7/19/2019	7/26/2016	$4,855,000.00	$4,836,761.45	$4,778,159.91	1.00	1.12
Federal Home Ln Bank	0.87		8/5/2019	8/8/2016	$3,000,000.00	$2,989,200.00	$2,948,970.00	1.00	1.16
Federal Natl Mtg Assoc	1.42	7/27/2018	7/27/2020	7/25/2016	$2,000,000.00	$2,000,000.00	$1,949,148.00	1.42	2.10
Federal Natl Mtg Assoc	1.40	8/28/2018	8/28/2020	8/26/2016	$3,700,000.00	$3,700,000.00	$3,605,664.80	1.40	2.18
Federal Farm Credit Bank	1.54	6/8/2018	10/19/2020	8/29/2016	$3,280,000.00	$3,280,000.00	$3,194,519.92	1.54	2.32
Federal Natl Mtg Assoc	1.60	8/24/2018	8/24/2021	8/26/2016	$3,380,000.00	$3,380,000.00	$3,257,948.20	1.60	3.11
U.S. Agency Government Notes Subtotal					**$31,825,000.00**	**$31,794,218.00**	**$31,226,042.42**	**1.27%**	**1.56**
U.S. TREASURY NOTES									
US Treasury Note	1.37		11/30/2018	5/30/2018	$2,875,000.00	$2,864,667.96	$2,864,555.12	2.1	0.49
U.S. Treasury Notes Subtotal					**$2,875,000.00**	**$2,864,667.96**	**$2,864,555.12**	**2.10%**	**0.75**
U.S. TREASURY BILLS									
US Treasury Bill	-		10/18/2018	4/18/2018	$1,875,000.00	$1,856,644.52	$1,860,774.37	1.97	0.39
U.S. Treasury Bills Subtotal					**$1,875,000.00**	**$1,856,644.52**	**$1,860,774.37**	**1.97%**	**0.39**
REDTREE OPERATING PORTFOLIO TOTAL					**$70,515,129.77**	**$70,215,146.36**	**$69,762,055.45**	**1.68%**	**0.86**

Monthly Investment Report

May 2018

Bond Proceeds Accounts

Security	Coupon	Call Date	Maturity Date	Settle Date	Quantity	Cost Basis	Market Value	Yield at Cost	Wtd Maturity
REDTREE 2017 BOND PROCEEDS PORTFOLIO									
COMMERCIAL PAPER									
BNP Paribas	-		6/29/2018	1/30/2018	$1,155,000.00	$1,146,299.64	$1,153,290.60	1.83	0.08
Natixis NY	-		6/29/2018	1/30/2018	$1,150,000.00	$1,141,432.50	$1,148,298.00	1.81	0.08
JP Morgan	-		7/3/2018	1/4/2018	$1,585,000.00	$1,570,341.39	$1,582,115.30	1.88	0.09
Toyota Motor Credit	-		10/5/2018	1/4/2018	$2,440,000.00	$2,405,779.00	$2,420,358.00	1.90	0.35
General Electric Capital Corp Treasury	-		10/22/2018	1/26/2018	$1,020,000.00	$1,005,077.40	$1,010,677.20	2.02	0.4
Toyota Motor Credit	-		10/26/2018	1/29/2018	$895,000.00	$881,741.07	$886,595.95	2.03	0.41
Commercial Paper Subtotal					**$8,245,000.00**	**$8,150,671.00**	**$8,201,335.05**	**1.90%**	**0.24**
MONEY MARKET FUNDS									
First American Treasury Obligations Fund					$10,504.21	$10,504.21	$10,504.21	1.60	0.00
Money Market Subtotal					**$10,504.21**	**$10,504.21**	**$10,504.21**	**1.60%**	**0.00**
REDTREE 2017 BOND PROCEEDS PORTFOLIO TOTAL					**$8,255,504.21**	**$8,161,175.21**	**$8,211,839.26**	**1.90%**	**0.24**
REDTREE 2018 BOND PROCEEDS PORTFOLIO									
COMMERCIAL PAPER									
MUFG Bank	-		7/13/2018	4/13/2018	$755,000.00	$750,553.26	$753,195.55	2.34	0.12
Toyota Motor Credit	-		7/16/2018	4/16/2018	$750,000.00	$745,639.58	$748,080.00	2.31	0.13
General Electric CP	-		7/30/2018	4/26/2018	$1,075,000.00	$1,068,777.24	$1,071,388.00	2.30	0.17
TD USA	-		7/30/2018	4/27/2018	$1,080,000.00	$1,073,884.80	$1,076,371.20	2.25	0.17
MUFG Bank	-		7/31/2018	4/26/2018	$305,000.00	$303,191.69	$303,956.90	2.33	0.17
JP Morgan	-		8/10/2018	4/12/2018	$760,000.00	$754,096.27	$756,808.00	2.37	0.2
JP Morgan	-		8/23/2018	4/26/2018	$305,000.00	$302,710.38	$303,481.10	2.37	0.23
Credit Agricole NY	-		8/27/2018	4/27/2018	$1,410,000.00	$1,399,373.30	$1,402,639.80	2.30	0.24
Natixis NY	-		9/27/2018	4/27/2018	$1,980,000.00	$1,960,282.50	$1,965,407.40	2.41	0.33
Commercial Paper Subtotal					**$8,420,000.00**	**$8,358,509.02**	**$8,381,327.95**	**2.33%**	**0.22**
MONEY MARKET FUNDS									
First American Treasury Obligations Fund					$47,738.05	$47,738.05	$47,738.05	1.60	0.00
Money Market Subtotal					**$47,738.05**	**$47,738.05**	**$47,738.05**	**1.60%**	**0.00**
U.S. Treasury Bills									
US Treasury Bill	-		9/20/2018	4/19/2018	$1,360,000.00	$1,349,098.92	$1,352,022.24	1.90	0.31
US Treasury Bill	-		10/18/2018	4/18/2018	$2,000,000.00	$1,980,420.81	$1,984,826.00	1.97	0.39
U.S. Treasury Bills Subtotal					**$3,360,000.00**	**$3,329,519.73**	**$3,336,848.24**	**1.94%**	**0.36**
U.S. Treasury Notes									
US Treasury Note	1.25		10/31/2018	4/11/2018	$2,800,000.00	$2,789,171.87	$2,790,704.00	1.96	0.41
US Treasury Note	1.25		11/30/2018	4/12/2018	$2,800,000.00	$2,786,875.00	$2,788,296.00	2.00	0.49
US Treasury Note	1.50		12/31/2018	4/11/2018	$2,800,000.00	$2,788,953.13	$2,789,390.80	2.05	0.57
U.S. Treasury Notes Subtotal					**$8,400,000.00**	**$8,365,000.00**	**$8,368,390.80**	**2.00%**	**0.49**
REDTREE 2018 BOND PROCEEDS PORTFOLIO TOTAL					**$20,227,738.05**	**$20,100,766.80**	**$20,134,305.04**	**2.13%**	**0.35**
REDTREE INVESTMENT PORTFOLIO's TOTAL					**$98,998,372.03**	**$98,477,088.37**	**$98,108,199.75**	**1.79%**	**0.70**
SHAKER HEIGHTS GRAND TOTAL					**$112,608,987.41**	**$112,087,703.75**	**$111,718,815.13**	**1.83%**	**0.62**

Monthly Summary

May 2018

Market Update

- The Fed meets midway through June and the market is fully expecting a rate increase.
- Rates are poised to rise throughout 2018, with the market predicting two further hikes, and a possible third late in year.
- Inflation has ticked upwards close to the 2% threshold set by the Fed, although earnings growth remains muted.
- Geopolitical risk has risen as recent events in Europe have given investors reason to use further caution with their investments.

Operating Portfolio: Summary of Monthly Activity

- Yield on invested securities increased by 11bps to 1.68%
- The portfolio is structured to meet upcoming liquidity needs of the District.
- In June, over $17 million of the portfolio is maturing, RedTree will work with the District to reinvest these funds.
- We are targeting three to sixth month maturities for reinvestment, given the market's rate expectations.

2017 Bond Proceeds: Summary of Monthly Activity

- Yield on invested securities remained at 1.90% as there were no transactions in May.
- The short term positioning of this portfolio should reflect favorably in today's rising interest rate environment.
- As securities mature and are reinvested, RedTree will maintain communication on future spending needs.

2018 Bond Proceeds: Summary of Monthly Activity

- Portfolio funded in April 2018 and is invested in commercial paper, US Treasury Bills, and US Treasury Notes.
- Similar to the 2017 Construction Funds account, RedTree will maintain communication and coordinate any upcoming spending needs.

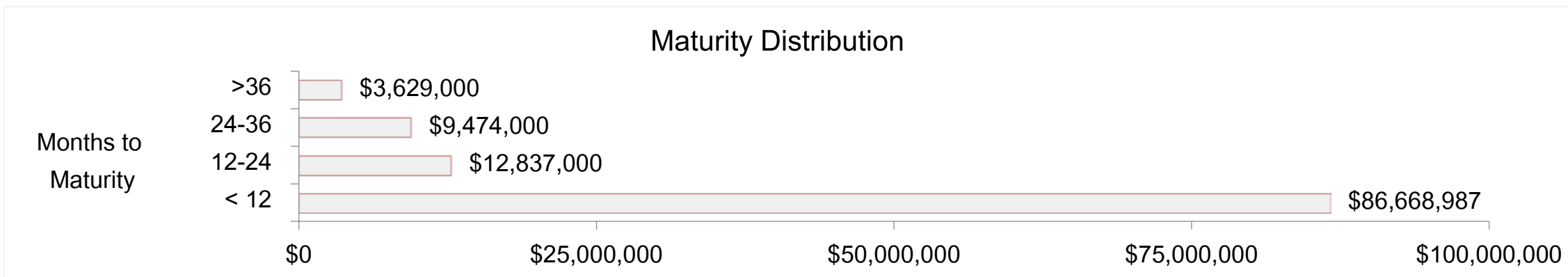

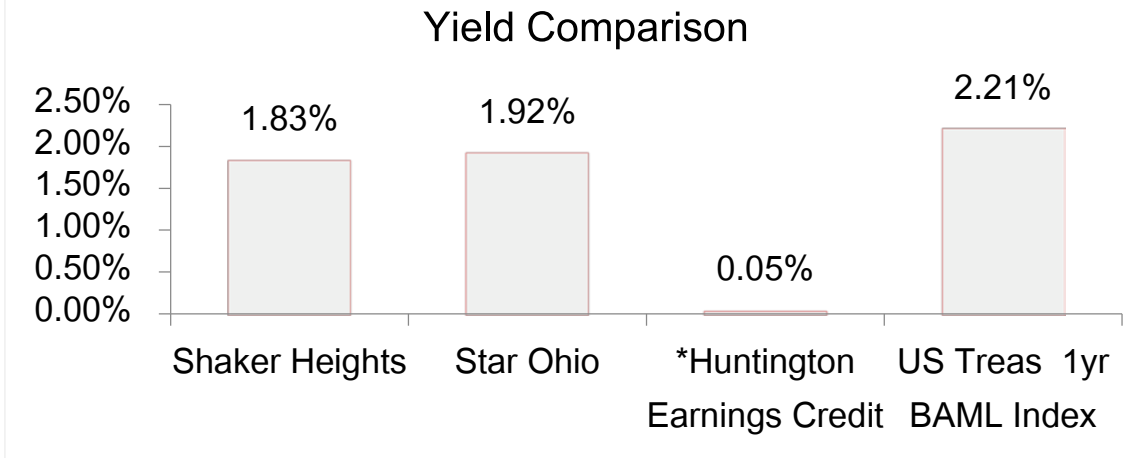

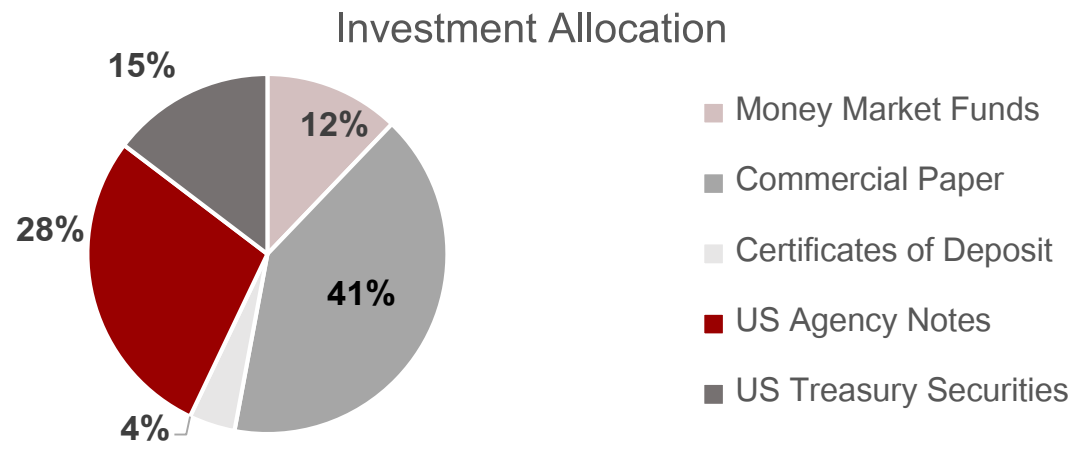

**Earnings credit to offset bank charges; does not pay actual interest*

Monthly Transaction Summary

Operating Portfolio

May 2018

Redeemed Securities : Sales, Calls, and Maturities				
Security	**CUSIP**	**Transaction Date**	**Original Cost Basis**	**Income Received**
General Electric Capital Corp Treasury CP 5/18/2018	36164KEJ6	5/18/2018	$1,652,465.00	$17,535.00
MUFG Bank CP 5/18/2018	06538CEJ6	5/18/2018	$691,967.50	$8,032.50
Toyota Motor CP 5/18/2018	89233HEJ9	5/18/2018	$346,088.74	$3,911.26
Bank of Montreal CP 5/21/2018	06366HEM5	5/21/2018	$1,582,664.44	$17,335.56
Federal Natl Mtg. Assoc. 0.875% 5/21/2018	3135G0TG8	5/21/2018	$2,826,059.91	$12,381.25
JP Morgan CP 5/24/2018	46640QEQ0	5/24/2018	$1,855,760.47	$9,239.53
Total Redeemed Securities			**$8,955,006.06**	**$68,435.10**

Purchased Securities				
Security	**CUSIP**	**Transaction Date**	**Cost Basis**	**Projected Annual Income**
BNP Paribas CP 9/21/2018	912796QD4	5/22/2018	$793,845.78	$6,154.22
General Electric Capital Corp Treasury 9/21/2018	22533UHT3	5/25/2018	$754,221.89	$5,778.11
MUFG Bank 9/25/2018	62478MJR5	5/25/2018	$684,554.18	$5,445.82
JP Morgan 11/20/2018	46590ELL0	5/29/2018	$1,729,668.40	$20,331.60
Toyota Motor Credit 9/26/2018	89233HJS4	5/29/2018	$654,940.00	$5,060.00
General Electric Capital Corp Treasury 10/29/2018	36164KKV2	5/31/2018	$495,155.41	$4,844.59
Natixis NY 9/28/2018	63873KJU2	5/31/2018	$1,061,654.00	$8,346.00
US Treasury Note 1.375% 11/30/2018	912828RT9	5/31/2018	$2,864,667.96	$10,332.04
Total Security Purchases			**$9,038,707.62**	**$66,292.38**

Interest Earnings Received	
Asset Class	**Total Income Received**
Cash (Star Ohio, Star Plus, Huntington)	$18,358.44
Money Market Funds	$684.50
Commercial Paper + Bankers Acceptances	$56,053.85
Certificates of Deposit	$2,149.03
U.S. Agency Notes	$35,251.25
Total Interest Earnings for the period	**$112,497.07**

Realized Gains and Losses	
Security	**Total Realized Gains and Losses**
FNMA 0.875% 5/21/2018	$3,940.09
Total Realized Gains and Losses for the period	$3,940.09

Monthly Transaction Summary

2017 Bond Proceeds

May 2018

Redeemed Securities : Sales, Calls, and Maturities				
Security	**CUSIP**	**Transaction Date**	**Original Cost Basis**	**Income Received**
N/A for May				
Total Redeemed Securities				

Purchased Securities				
Security	**CUSIP**	**Transaction Date**	**Cost Basis**	**Projected Annual Income**
N/A for May				
Total Security Purchases				

Interest Earnings Received	
Asset Class	**Total Income Received**
Money Market Funds	$14.09
Commercial Paper + Bankers Acceptances	$0
Total Interest Earnings for the period	**$14.09**

Realized Gains and Losses	
Security	**Total Realized Gains and Losses**
N/A for May	
Total Realized Gains and Losses for the period	$0

Monthly Transaction Summary

2018 Bond Proceeds

May 2018

Redeemed Securities : Sales, Calls, and Maturities				
Security	**CUSIP**	**Transaction Date**	**Original Cost Basis**	**Income Received**
N/A May				
Total Redeemed Securities			**$0.00**	**$0.00**

Purchased Securities				
Security	**CUSIP**	**Transaction Date**	**Cost Basis**	**Projected Annual Income**
N/A May				
Total Security Purchases			**$0.00**	**$0.00**

Interest Earnings Received	
Asset Class	**Total Income Received**
Money Market Funds	$4,923.22
Commercial Paper + Bankers Acceptances	$0
U.S. Treasury Notes	$17,500.00
Total Interest Earnings for the period	**$22,423.22**

Realized Gains and Losses	
Security	**Total Realized Gains and Losses**
N/A for May	
Total Realized Gains and Losses for the period	$0

4. FINANCIAL SUMMARY FOR GENERAL FUND

SCHOOL DISTRICT
General Fund - Financial Statement
Fiscal Year Ending
June 30, 2018

	B	E	F	G	H	J	K	L	M	O	P	Q
1		Month of May				Year-To-Date May				Year-To-Date May		
2		Actual F18	Actual F17	$ Inc(Dec)	%Inc(Dec)	Actual F18	Actual F17	$ Inc(Dec)	%Inc(Dec)	YTDBud.F18	$ Inc(Dec)	%Inc(Dec)
3	**REVENUE:**											
4	Real Estate Taxes	$912,000	$1,172,000	($260,000)	-22.2%	$72,991,583	$68,813,847	$4,177,736	6.1%	$68,813,847	$4,177,736	6.1%
5	Personal Property Taxes	0	0	0	#DIV/0!	23,526	0	23,526	#DIV/0!	0	23,526	#DIV/0!
6	Investment Earnings	115,007	62,985	52,022	82.6%	800,274	593,391	206,883	34.9%	593,442	206,832	34.9%
7	Other Local	187,957	54,210	133,747	246.7%	3,765,859	1,675,015	2,090,844	124.8%	1,535,368	2,230,491	145.3%
8	State Foundation	1,421,506	1,358,054	63,452	4.7%	15,885,684	15,754,132	131,552	0.8%	15,688,862	196,822	1.3%
9	Homestead Exemption & RollBack	4,372,020	4,380,217	(8,197)	-0.2%	8,749,414	8,800,663	(51,249)	-0.6%	8,800,663	(51,249)	-0.6%
10	Other State	0	0	0	#DIV/0!	260,307	260,139	168	0.1%	262,331	(2,024)	-0.8%
11	Federal-primarily Medicaid reimb.	7,945	14,829	(6,884)	-46.4%	381,901	89,583	292,318	326.3%	91,450	290,451	317.6%
12	Transfers & Advances In	0	0	0	#DIV/0!	0	0	0	#DIV/0!	0	0	#DIV/0!
13	**TOTAL REVENUE**	**7,016,435**	**7,042,295**	**(25,860)**	**-0.4%**	**102,858,548**	**95,986,770**	**6,871,778**	**7.2%**	**95,785,963**	**7,072,585**	**7.4%**
14		0	0	0		0	0	0		0	0	
15	**EXPENDITURES:**											
16	Salaries & Wages	4,609,962	4,425,724	184,238	4.2%	50,808,173	49,062,524	1,745,649	3.6%	51,067,657	(259,484)	-0.5%
17	Fringe Benefits:											
18	Health Insurance	772,088	739,826	32,262	4.4%	8,335,686	7,896,550	439,136	5.6%	8,218,000	117,686	1.4%
19	Retirement Expense	726,851	701,411	25,440	3.6%	8,052,679	7,691,215	361,464	4.7%	7,937,000	115,679	1.5%
20	All Other Fringes	106,587	117,148	(10,561)	-9.0%	1,371,870	1,290,125	81,745	6.3%	1,350,331	21,539	1.6%
21	Total Fringe Benefits	1,605,526	1,558,385	47,141	3.0%	17,760,235	16,877,890	882,345	5.2%	17,505,331	254,904	1.5%
22	Purchased Services:	0	0			0	0					
23	Utilities	90,959	71,287	19,672	27.6%	1,144,484	1,130,221	14,263	1.3%	1,248,663	(104,179)	-8.3%
24	Out-of-District Tuition	426,834	382,740	44,094	11.5%	4,234,232	3,889,526	344,706	8.9%	4,083,716	150,516	3.7%
25	Pupil Transportation	158,753	232,764	(74,011)	-31.8%	1,070,877	1,107,623	(36,746)	-3.3%	1,163,178	(92,301)	-7.9%
26	Repairs & Maintenance	23,086	71,541	(48,455)	-67.7%	676,505	537,596	138,909	25.8%	558,696	117,809	21.1%
27	All Other Purchased Services	353,773	448,422	(94,649)	-21.1%	4,227,499	4,394,905	(167,406)	-3.8%	5,015,822	(788,323)	-15.7%
28	Total Purchased Services	1,053,405	1,206,754	(153,349)	-12.7%	11,353,597	11,059,871	293,726	2.7%	12,070,075	(716,478)	-5.9%
29	Textbooks, Materials & Supplies	141,046	194,648	(53,602)	-27.5%	2,608,192	2,886,289	(278,097)	-9.6%	3,143,477	(535,285)	-17.0%
30	Capital Outlay	17,924	382,959	(365,035)	-95.3%	3,641,866	1,787,951	1,853,915	103.7%	779,286	2,862,580	367.3%
31	Other-primarily Cty.Aud.&Treas.Fees	11,089	36,710	(25,621)	-69.8%	1,999,323	1,760,519	238,804	13.6%	1,821,410	177,913	9.8%
32	Transfers & Advances Out	95,000	90,000	5,000	5.6%	265,000	245,000	20,000	8.2%	270,000	(5,000)	-1.9%
33	**TOTAL EXPENDITURES**	**7,533,952**	**7,895,180**	**(361,228)**	**-4.6%**	**88,436,386**	**83,680,044**	**4,756,342**	**5.7%**	**86,657,236**	**1,779,150**	**2.1%**
34		0	0	0		0	0	0		0	0	
35	**Net Revenues/(Expenditures)**	(517,517)	(852,885)	335,368	-39.3%	14,422,162	12,306,726	2,115,436	17.2%	9,128,727	5,293,435	58.0%
36												
37	**Cash, Beginning of Period**	62,709,643	54,365,542	8,344,101	15.3%	47,769,964	41,205,931	6,564,033	15.9%	47,769,964	0	0.0%
38												
39	**Cash, End of Month**	**62,192,126**	**53,512,657**	**8,679,469**	**16.2%**	**62,192,126**	**53,512,657**	**8,679,469**	**16.2%**	**56,898,691**	**5,293,435**	**9.3%**
40		0	0	0		0	0	0			0	
41	**Less O/S Encumbrances**	5,993,289	8,020,739	(2,027,450)	-25.3%	5,993,289	8,020,739	(2,027,450)	-25.3%	8,000,000	(2,006,711)	-25.1%
42	**Less Budget Reserve**	353,070	353,070	0	0.0%	353,070	353,070	0	0.0%	353,070	0	0.0%
43								0				
44	**Fund Balance, End of Month**	**$55,845,767**	**$45,138,848**	**$10,706,919**	**23.7%**	**$55,845,767**	**$45,138,848**	**$10,706,919**	**23.7%**	**$48,545,621**	**$7,300,146**	**15.0%**
45		0	0	0		0	0	0	0.0%	0	0	0.0%
46	**Total General Obligation Debt Outstanding**					$23,849,310	$15,979,309	0				

SHAKER HEIGHTS CITY SCHOOL DISTRICT
General Fund-Budget by Month
Fiscal Year Ending
June 30, 2018

FS11May18 Rev06-06-18pm
F18MvgMthlyBudget
6/6/2018

	A	B	AA	AB	AC	AD	AE	AF	AG	AH	AI	AJ	AK	AL	AM	AN	AP	AQ
1			BUDGET					BUDGET						BUDGET	BUDGET		Adopted	Var Fav/(Unfav)
2			Jul	Aug	Sep	Oct	Nov	Dec	Jan	Feb	Mar	Apr	May	Jun	Var. Deemed	Total	Budget	Deemed
3		REVENUE:	Actual	Actual	Actual	Actual	Actual	Actual	Actual	Actual	Actual	Actual	Actual	Budget	Temporary	Rev.Proj.		Permanent
4		Real Estate Taxes	$10,022,000	$20,458,671	$0	$0	$0	$0	$15,091,000	$22,406,000	$4,101,912	$0	$912,000	$0	(4,522,912)	$68,468,671	$68,813,847	($345,176)
5		Personal Property Taxes	0	0	0	0	0	23,526	0	0	0	0	0	0	0	23,526	0	23,526
6		Investment Earnings	51,588	80,777	33,865	73,711	97,791	103,092	60,074	89,690	19,913	74,766	115,007	35,558	(16,832)	819,000	629,000	190,000
7		Other Local	622,239	74,473	121,393	17,285	45,656	1,822,989	73,905	102,641	507,908	189,413	187,957	199,467	(110,491)	3,854,835	1,734,835	2,120,000
8		State Foundation	1,423,682	1,467,478	1,420,400	1,536,272	1,422,639	1,446,760	1,448,052	1,435,938	1,431,440	1,431,517	1,421,506	1,422,979	(86,822)	17,221,841	17,111,841	110,000
9		Homestead Exemption & RollBack	0	0	0	4,377,394	0	0	0	0	0	0	4,372,020	0	0	8,749,414	8,800,663	(51,249)
10		Other State	0	138,247	0	0	0	0	122,060	0	0	0	0	791,669	2,024	1,054,000	1,054,000	0
11		Federal-primarily Medicaid reimb.	0	0	50,564	0	8,141	12,847	6,563	11,575	272,269	11,997	7,945	347,550	(339,000)	390,451	439,000	(48,549)
12		Transfers & Advances In	0	0	0	0	0	0	0	0	0	0	0	0	0	0	0	0
13		**TOTAL REVENUE**	**12,119,509**	**22,219,646**	**1,626,222**	**6,004,662**	**1,574,227**	**3,409,214**	**16,801,654**	**24,045,844**	**6,333,442**	**1,707,693**	**7,016,435**	**2,797,223**	**(5,074,033)**	**100,581,738**	**98,583,186**	**1,998,552**
14																		
15		**EXPENDITURES:**																
16		Salaries & Wages	4,514,259	4,483,567	4,567,175	4,600,482	4,795,473	4,738,458	4,607,201	4,585,672	4,668,517	4,637,407	4,609,962	5,200,343	(80,516)	55,928,000	56,268,000	340,000
17		Fringe Benefits:																
18		Health Insurance	753,264	744,940	741,524	745,426	750,235	748,991	764,225	780,159	761,804	773,030	772,088	751,000	29,314	9,116,000	8,969,000	(147,000)
19		Retirement Expense	741,002	731,757	739,066	720,677	748,906	739,153	727,174	717,096	734,792	726,206	726,851	808,000	(168,680)	8,692,000	8,745,000	53,000
20		All Other Fringes	115,265	114,419	123,994	109,024	116,469	112,865	215,406	127,013	122,634	108,193	106,587	123,969	462	1,496,300	1,474,300	(22,000)
21		Total Fringe Benefits	1,609,531	1,591,116	1,604,584	1,575,127	1,615,610	1,601,009	1,706,805	1,624,268	1,619,230	1,607,429	1,605,526	1,682,969	(138,904)	19,304,300	19,188,300	(116,000)
22		Purchased Services:														15.54%	15.54%	
23		Utilities	84,945	81,095	82,151	127,473	117,871	118,833	120,099	108,763	102,295	110,003	90,959	113,939	4,176	1,262,602	1,362,602	100,000
24		Out-of-District Tuition	120,829	382,509	188,716	805,671	356,927	448,315	250,206	255,448	611,824	386,952	426,834	769,284	(100,515)	4,903,000	4,853,000	(50,000)
25		Pupil Transportation	50,363	35,446	4,761	163,506	108,706	113,150	27,810	181,233	122,733	104,414	158,753	167,822	42,303	1,281,000	1,331,000	50,000
26		Repairs & Maintenance	65,510	156,012	101,697	49,409	20,094	61,429	27,587	97,575	20,095	54,011	23,086	36,304	32,191	745,000	595,000	(150,000)
27		All Other Purchased Services	261,542	360,121	239,555	585,620	345,751	480,168	300,110	477,779	342,825	480,255	353,773	638,178	138,323	5,004,000	5,654,000	650,000
28		Total Purchased Services	583,189	1,015,183	616,880	1,731,679	949,349	1,221,895	725,812	1,120,798	1,199,772	1,135,635	1,053,405	1,725,527	116,478	13,195,602	13,795,602	600,000
29		Textbooks, Materials & Supplies	339,043	443,434	503,303	248,861	187,543	160,878	111,915	162,414	109,590	200,165	141,046	168,523	135,285	2,912,000	3,312,000	400,000
30		Capital Outlay	71,184	1,286,577	291,333	337,573	879,534	75,231	234,783	73,026	312,526	62,175	17,924	20,714	37,420	3,700,000	800,000	(2,900,000)
31		Other-primarily Cty.Aud.&Treas.Fees	74,558	618,423	31,711	12,964	9,775	298,409	20,308	16,150	856,167	49,769	11,089	31,965	12,087	2,043,375	1,853,375	(190,000)
32		Transfers & Advances Out	0	0	100,000	0	0	0	70,000	0	0	0	95,000	0	0	265,000	270,000	5,000
33		**TOTAL EXPENDITURES**	**7,191,764**	**9,438,300**	**7,714,986**	**8,506,686**	**8,437,284**	**8,095,880**	**7,476,824**	**7,582,328**	**8,765,802**	**7,692,580**	**7,533,952**	**8,830,041**	**81,850**	**97,348,277**	**95,487,277**	**(1,861,000)**
34																		
35		**Net Revenues/(Expenditures)**	4,927,745	12,781,346	(6,088,764)	(2,502,024)	(6,863,057)	(4,686,666)	9,324,830	16,463,516	(2,432,360)	(5,984,887)	(517,517)	(6,032,818)	(5,155,883)	3,233,461	3,095,909	137,552
36																		
37		**Cash, Beginning of Period**	**47,769,964**	52,697,709	65,479,055	59,390,291	56,888,267	50,025,210	45,338,544	54,663,374	71,126,890	68,694,530	62,709,643	62,192,126		47,769,964	**47,769,964**	0
38																		
39		**Cash, End of Month**	**52,697,709**	**65,479,055**	**59,390,291**	**56,888,267**	**50,025,210**	**45,338,544**	**54,663,374**	**71,126,890**	**68,694,530**	**62,709,643**	**62,192,126**	**56,159,308**	**(5,155,883)**	**51,003,425**	**50,865,873**	**137,552**
40																		
41		**Less O/S Encumbrances**	12,657,730	14,315,014	13,793,378	12,439,133	11,042,782	10,125,061	9,692,700	9,183,671	8,062,779	6,436,379	5,993,289	7,129,543	(2,099,703)	5,029,840	7,129,543	2,099,703
42		**Less Budget Reserve**	353,070	353,070	353,070	353,070	353,070	353,070	353,070	353,070	353,070	353,070	353,070	353,070	0	353,070	353,070	0
43																		
44		**Fund Balance, End of Month**	**$39,686,909**	**$50,810,971**	**$45,243,843**	**$44,096,064**	**$38,629,358**	**$34,860,413**	**$44,617,604**	**$61,590,149**	**$60,278,681**	**$55,920,194**	**$55,845,767**	**$48,676,695**	**($3,056,180)**	**$45,620,515**	**$43,383,260**	**$2,237,255**

5. FINANCIAL REPORT BY BANK

SHAKER HEIGHTS CITY SCHOOL DISTRICT
FINANCIAL REPORT BY BANK

MAY 2018

	BEGINNING OF YEAR BALANCE	RECEIPTS MTD	RECEIPTS YTD	EXPENDITURES MTD	EXPENDITURES YTD	CURRENT FUND BALANCE
HUNTINGTON	($1,302,203.86)	$9,476,659.27	$111,239,581.85	$9,238,577.26	$110,153,893.00	($216,515.01)
INVESTMENTS & OTHER DEPOSITS	59,038,566.04	(556,468.61)	53,049,137.71	0.00	0.00	112,087,703.75
Payroll Funding Transfer A/C -for 1st of next mth	2,294,375.67	158,610.07	287,691.54	0.00	0.00	2,582,067.21
GRAND TOTAL	$60,030,737.85	$9,078,800.73	$164,576,411.10	$9,238,577.26	$110,153,893.00	$114,453,255.95
	0.00	0.00	0.00	0.00	0.00	0.00

Note-HNB A/C is negative due to o/s cks that will be covered by transfers from the Inv.&OtherDeposits A/C in accordance with controlled disbursement feature of HNB A/C.

6. FINANCIAL REPORT BY FUND

Begin Balance	MTD Receipts	FYTD Receipts	MTD Expenditures	FYTD Expenditures	Current Fund Balance	Current Encumbrances	Unencumbered Fund Balance
TOTAL FOR Fund 001 - GENERAL:							
47,769,964.33	7,016,436.17	102,858,548.45	7,533,952.71	88,436,386.30	62,192,126.48	5,993,289.22	56,198,837.26
TOTAL FOR Fund 002 - BOND RETIREMENT:							
3,300,737.68	326,608.78	14,083,145.62	0.00	2,603,800.74	14,780,082.56	5,750.00	14,774,332.56
TOTAL FOR Fund 003 - PERMANENT IMPROVEMENT:							
0.00	67,277.75	652,956.72	0.00	0.00	652,956.72	0.00	652,956.72
TOTAL FOR Fund 004 - BUILDING:							
415,339.75	27,652.81	30,092,050.12	93,696.50	2,635,190.98	27,872,198.89	6,961,213.83	20,910,985.06
TOTAL FOR Fund 006 - FOOD SERVICE:							
533,211.03	171,664.46	1,602,685.24	178,431.00	1,614,182.02	521,714.25	675,977.51	154,263.26-
TOTAL FOR Fund 007 - SPECIAL TRUST:							
19,947.67	152.60	65,537.82	5,559.08	21,833.79	63,651.70	3,889.45	59,762.25
TOTAL FOR Fund 009 - UNIFORM SCHOOL SUPPLIES:							
26,173.33	4,287.64	74,760.19	468.00	87,307.75	13,625.77	3,528.37	10,097.40
TOTAL FOR Fund 011 - ROTARY-SPECIAL SERVICES:							
132,011.16	1,213.00	56,241.28	4,647.25	40,136.48	148,115.96	89,347.00	58,768.96
TOTAL FOR Fund 014 - ROTARY-INTERNAL SERVICES:							
129,632.01	4,547.00	75,846.80	35,044.20	56,234.68	149,244.13	40,051.27	109,192.86
TOTAL FOR Fund 018 - PUBLIC SCHOOL SUPPORT:							
142,685.66	46,593.02	217,276.70	22,140.22	178,305.16	181,657.20	80,661.64	100,995.56
TOTAL FOR Fund 020 - SPECIAL ENTERPRISE FUND:							
29,022.00	5,273.00	10,259.74	0.00	24,694.14	14,587.60	0.00	14,587.60
TOTAL FOR Fund 022 - DISTRICT AGENCY:							
1,711,085.00	88,795.67	888,501.93	95,315.97	986,243.47	1,613,343.46	0.00	1,613,343.46
TOTAL FOR Fund 024 - EMPLOYEE BENEFITS SELF INS.:							
4,384,571.15	965,925.39	10,377,508.29	723,711.76	9,760,232.97	5,001,846.47	0.00	5,001,846.47
TOTAL FOR Fund 027 - WORKMANS COMPENSATION-SELF IN							
500,000.00	0.00	250,565.49	220,591.30	220,591.30	529,974.19	0.00	529,974.19
TOTAL FOR Fund 200 - STUDENT MANAGED ACTIVITY:							
212,985.93	44,797.42	256,456.11	31,784.77	214,474.54	254,967.50	72,194.48	182,773.02
TOTAL FOR Fund 300 - DISTRICT MANAGED ACTIVITY:							
194,691.37	104,987.00	408,789.47	56,484.65	376,348.76	227,132.08	87,303.80	139,828.28

Begin Balance	MTD Receipts	FYTD Receipts	MTD Expenditures	FYTD Expenditures	Current Fund Balance	Current Encumbrances	Unencumbered Fund Balance
TOTAL FOR Fund 401 - AUXILIARY SERVICES:							
535,781.20	385.67	549,781.31	34,546.50	849,531.52	236,030.99	97,994.71	138,036.28
TOTAL FOR Fund 451 - DATA COMMUNICATION FUND:							
0.00	0.00	14,400.00	0.00	14,400.00	0.00	0.00	0.00
TOTAL FOR Fund 499 - MISCELLANEOUS STATE GRANT FUN							
0.00	2,065.00	22,935.00	2,065.00	22,935.00	0.00	0.00	0.00
TOTAL FOR Fund 516 - IDEA PART B GRANTS:							
1,382.58-	125,858.91	1,148,274.11	125,858.91	1,146,891.53	0.00	2,439.90	2,439.90-
TOTAL FOR Fund 551 - LIMITED ENGLISH PROFICIENCY:							
0.00	8,641.48	26,075.63	8,641.48	26,075.63	0.00	0.00	0.00
TOTAL FOR Fund 572 - TITLE I DISADVANTAGED CHILDRE							
2,693.84-	59,027.48	681,246.23	59,027.48	678,552.39	0.00	0.00	0.00
TOTAL FOR Fund 587 - IDEA PRESCHOOL-HANDICAPPED:							
0.00	1,631.30	19,980.75	1,631.30	19,980.75	0.00	0.00	0.00
TOTAL FOR Fund 590 - IMPROVING TEACHER QUALITY:							
3,025.00-	4,979.18	142,588.10	4,979.18	139,563.10	0.00	0.00	0.00
TOTAL FOR Fund 599 - MISCELLANEOUS FED. GRANT FUND							
0.00	0.00	0.00	0.00	0.00	0.00	10,000.00	10,000.00-
GRAND TOTALS:							
60,030,737.85	9,078,800.73	164,576,411.10	9,238,577.26	110,153,893.00	114,453,255.95	14,123,641.18	100,329,614.77

7. REVENUE ACCOUNT SUMMARY

Shaker Heights City Schools
Revenue Account Summary
SORTED BY FUND/RCPT
FY 18

	FYTD Receivable	FYTD Actual Receipts	MTD Actual Receipts	YTD Actual Receipts	FYTD Balance Receivable	FYTD Percent Received
FUND: 001 (GENERAL)						
*****TOTAL FOR RCPT 1111 (GEN. PROP. TAX - REAL UNRESERV):	65,985,140.04	70,025,912.94	912,000.00	40,775,958.77	4,040,772.90-	106.12
*****TOTAL FOR RCPT 1121 (BUSINESS PERSONAL PROP. TAX):	0.00	23,525.89	0.00	0.00	23,525.89-	0.00
*****TOTAL FOR RCPT 1122 (PUBLIC UTILITY PERSONAL PROP.):	2,771,898.72	2,965,669.96	0.00	1,734,952.82	193,771.24-	106.99
*****TOTAL FOR RCPT 1190 (OTHER RECEIPTS (LOCAL TAXES)):	122,972.98	112,331.75	0.00	112,331.75	10,641.23	91.35
*****TOTAL FOR RCPT 1211 (TUITION/PAT-REGULAR DAY SCHOOL):	121,990.00	165,116.00	9,440.00	94,708.00	43,126.00-	135.35
*****TOTAL FOR RCPT 1221 (TUITION/DST-REGULAR DAY SCHOOL):	285,085.92	690,733.95	61,062.28	230,785.64	405,648.03-	242.29
*****TOTAL FOR RCPT 1223 (TUITION/DST-SPECIAL EDUCATION):	574,236.74	479,240.89	23,718.29	277,475.14	94,995.85	83.46
*****TOTAL FOR RCPT 1390 (OTHER TRANSPORTATION FEES):	45,015.00	4,110.00	0.00	1,390.00-	40,905.00	9.13
*****TOTAL FOR RCPT 1410 (INTEREST IN INVESTMENTS):	628,946.43	800,273.19	115,006.75	359,449.98	171,326.76-	127.24

	FYTD Receivable	FYTD Actual Receipts	MTD Actual Receipts	YTD Actual Receipts	FYTD Balance Receivable	FYTD Percent Received
*****TOTAL FOR RCPT 1631 (DUES/FEES-ACADEMIC ORIENTED):	63,769.00	57,246.00	12,885.00	57,611.00	6,523.00	89.77
*****TOTAL FOR RCPT 1632 (DUES/FEES-LANGUAGE ORIENTED):	1,557.00	0.00	0.00	0.00	1,557.00	0.00
*****TOTAL FOR RCPT 1634 (DUES/FEES-MUSIC ORIENTED):	0.00	2,821.50	7.00	802.50	2,821.50-	0.00
*****TOTAL FOR RCPT 1730 (SALE OF TEXTBOOKS):	1,768.50	14,101.40	0.00	2,432.40	12,332.90-	797.36
*****TOTAL FOR RCPT 1810 (RENTALS):	88,781.16	81,965.22	8,828.08	45,468.48	6,815.94	92.32
*****TOTAL FOR RCPT 1839 (SERVICES PROVIDED-OTHER ENTITY):	345,956.05	318,165.33	53,084.00	176,083.77	27,790.72	91.97
*****TOTAL FOR RCPT 1860 (FINES):	15,656.31	10,692.14	5,038.67	6,422.74	4,964.17	68.29
*****TOTAL FOR RCPT 1890 (OTHER MISCELLANEOUS RECEIPTS):	225,834.83	1,829,335.73	13,894.65	59,094.88	1,603,500.90-	810.03
*****TOTAL FOR RCPT 3110 (SCHOOL FOUNDATION ALLOWANCE):	17,111,841.41	15,885,684.44	1,421,506.41	7,168,453.35	1,226,156.97	92.83
*****TOTAL FOR RCPT 3131 (10% AND 2.5% ROLLBACK):	7,361,074.65	7,354,853.00	3,688,840.44	3,688,840.44	6,221.65	99.92

	FYTD Receivable	FYTD Actual Receipts	MTD Actual Receipts	YTD Actual Receipts	FYTD Balance Receivable	FYTD Percent Received
*****TOTAL FOR RCPT 3132 (HOMESTEAD EXEMPTION):	1,439,588.92	1,394,561.15	683,179.88	683,179.88	45,027.77	96.87
*****TOTAL FOR RCPT 3190 (OTHER UNRESTRC GRANTS-IN-AID):	260,138.58	260,307.25	0.00	122,060.21	168.67-	100.06
*****TOTAL FOR RCPT 3219 (OTHER REST GRANTS-IN-AID/STATE):	785,056.18	0.00	0.00	0.00	785,056.18	0.00
*****TOTAL FOR RCPT 4120 (UNRES GRANT FED FROM STATE):	99,823.58	71,597.68	7,944.72	49,751.74	28,225.90	71.72
*****TOTAL FOR RCPT 4139 (UNRES FROM FED/OTHER INTERMED.):	330,213.00	310,303.04	0.00	260,597.04	19,909.96	93.97
*****TOTAL FOR FUND 001 (GENERAL):	98,666,345.00	102,858,548.45	7,016,436.17	55,905,070.53	4,192,203.45-	104.25
FUND: 002 (BOND RETIREMENT)						
*****TOTAL FOR RCPT 1111 (GEN. PROP. TAX - REAL UNRESERV):	2,642,104.48	3,676,310.86	141,000.00	2,661,166.90	1,034,206.38-	139.14
*****TOTAL FOR RCPT 1121 (BUSINESS PERSONAL PROP. TAX):	0.00	423.24	0.00	0.00	423.24-	0.00
*****TOTAL FOR RCPT 1122 (PUBLIC UTILITY PERSONAL PROP.):	0.00	77,001.55	0.00	54,859.78	77,001.55-	0.00

	FYTD Receivable	FYTD Actual Receipts	MTD Actual Receipts	YTD Actual Receipts	FYTD Balance Receivable	FYTD Percent Received
*****TOTAL FOR RCPT 1890 (OTHER MISCELLANEOUS RECEIPTS):	59,000.00	0.00	0.00	0.00	59,000.00	0.00
*****TOTAL FOR RCPT 1911 (PREM ON SALE OF BONDS & NOTES):	0.00	1,578,240.90	0.00	1,493,595.90	1,578,240.90-	0.00
*****TOTAL FOR RCPT 1912 (PREM ON SALE REFUNDING BONDS):	0.00	2,299.00	0.00	2,299.00	2,299.00-	0.00
*****TOTAL FOR RCPT 1922 (SALE OF REFUNDING BONDS):	0.00	8,395,000.00	0.00	8,395,000.00	8,395,000.00-	0.00
*****TOTAL FOR RCPT 3131 (10% AND 2.5% ROLLBACK):	0.00	285,155.48	142,561.60	142,561.60	285,155.48-	0.00
*****TOTAL FOR RCPT 3132 (HOMESTEAD EXEMPTION):	0.00	68,714.59	43,047.18	43,047.18	68,714.59-	0.00
*****TOTAL FOR FUND 002 (BOND RETIREMENT):	2,701,104.48	14,083,145.62	326,608.78	12,792,530.36	11,382,041.14-	521.38
FUND: 003 (PERMANENT IMPROVEMENT)						
*****TOTAL FOR RCPT 1111 (GEN. PROP. TAX - REAL UNRESERV):	0.00	631,856.64	58,000.00	631,856.64	631,856.64-	0.00
*****TOTAL FOR RCPT 1122 (PUBLIC UTILITY PERSONAL PROP.):	0.00	11,822.33	0.00	11,822.33	11,822.33-	0.00

	FYTD Receivable	FYTD Actual Receipts	MTD Actual Receipts	YTD Actual Receipts	FYTD Balance Receivable	FYTD Percent Received
*****TOTAL FOR RCPT 3132 (HOMESTEAD EXEMPTION):	0.00	9,277.75	9,277.75	9,277.75	9,277.75-	0.00
*****TOTAL FOR FUND 003 (PERMANENT IMPROVEMENT):	0.00	652,956.72	67,277.75	652,956.72	652,956.72-	0.00
FUND: 004 (BUILDING)						
*****TOTAL FOR RCPT 1410 (INTEREST IN INVESTMENTS):	0.00	15,367.18	22,437.31	7,598.04	15,367.18-	0.00
*****TOTAL FOR RCPT 1820 (CONTRIB & DONATION - PRIVATE):	0.00	16,603.00	243.00	16,603.00	16,603.00-	0.00
*****TOTAL FOR RCPT 1890 (OTHER MISCELLANEOUS RECEIPTS):	4,674,418.00	53,610.08	4,972.50	25,115.73	4,620,807.92	1.15
*****TOTAL FOR RCPT 1921 (SALE OF BONDS):	0.00	30,000,000.00	0.00	20,100,000.00	30,000,000.00-	0.00
*****TOTAL FOR RCPT 1934 (INSURANCE PROCEEDS):	0.00	6,469.86	0.00	3,964.86	6,469.86-	0.00
*****TOTAL FOR FUND 004 (BUILDING):	4,674,418.00	30,092,050.12	27,652.81	20,153,281.63	25,417,632.12-	643.76
FUND: 006 (FOOD SERVICE)						
*****TOTAL FOR RCPT 1410 (INTEREST IN INVESTMENTS):	4,988.54	7,506.22	844.89	4,123.48	2,517.68-	150.47

	FYTD Receivable	FYTD Actual Receipts	MTD Actual Receipts	YTD Actual Receipts	FYTD Balance Receivable	FYTD Percent Received
*****TOTAL FOR RCPT 1511 (SALES OF BREAKFASTS TO STUD):	38,469.63	53,148.00	7,383.80	30,074.80	14,678.37-	138.16
*****TOTAL FOR RCPT 1512 (SALE OF TYPE A LUNCH TO STUD):	333,276.87	337,501.15	42,830.15	183,399.80	4,224.28-	101.27
*****TOTAL FOR RCPT 1513 (SALES OF ALA CARTE TO STUD):	513,041.77	423,637.73	47,142.09	222,971.73	89,404.04	82.57
*****TOTAL FOR RCPT 1514 (SALES OF MILK TO STUDENTS):	22,325.04	15,834.00	2,002.50	8,333.50	6,491.04	70.92
*****TOTAL FOR RCPT 1523 (SALES OF ALA CARTE TO ADULTS):	32,844.50	36,013.20	3,629.85	16,760.60	3,168.70-	109.65
*****TOTAL FOR RCPT 1559 (FOOD SERV- OTHER SPECIAL FUNC.):	4,125.25-	40,708.37-	6,655.52-	40,729.83-	36,583.12	986.81
*****TOTAL FOR RCPT 1590 (FOOD SERVICES-OTHER RECEIPTS):	4,479.10	18.74-	6.91-	31.84-	4,497.84	0.42-
*****TOTAL FOR RCPT 1890 (OTHER MISCELLANEOUS RECEIPTS):	59,455.20	56,160.53	58.50	13,254.63	3,294.67	94.46
*****TOTAL FOR RCPT 3213 (SCHOOL LUNCH):	20,380.18	14,691.30	0.00	14,691.30	5,688.88	72.09
*****TOTAL FOR RCPT 4120 (UNRES GRANT FED FROM STATE):	974,864.42	698,920.22	74,435.11	391,182.55	275,944.20	71.69

	FYTD Receivable	FYTD Actual Receipts	MTD Actual Receipts	YTD Actual Receipts	FYTD Balance Receivable	FYTD Percent Received
*****TOTAL FOR FUND 006 (FOOD SERVICE):	2,000,000.00	1,602,685.24	171,664.46	844,030.72	397,314.76	80.13
FUND: 007 (SPECIAL TRUST)						
*****TOTAL FOR RCPT 1490 (OTHER EARNINGS ON INVESTMENT):	3.26	7.49	2.60	4.23	4.23-	229.75
*****TOTAL FOR RCPT 1621 (SALES-ACADEMIC ORIENTED):	0.00	361.15	0.00	236.15	361.15-	0.00
*****TOTAL FOR RCPT 1631 (DUES/FEES-ACADEMIC ORIENTED):	0.00	3,200.00	0.00	0.00	3,200.00-	0.00
*****TOTAL FOR RCPT 1820 (CONTRIB & DONATION - PRIVATE):	65,144.18	61,969.18	150.00	150.00	3,175.00	95.13
*****TOTAL FOR RCPT 2200 (RESTRICTED GRANTS-IN-AID):	17,880.53	0.00	0.00	0.00	17,880.53	0.00
*****TOTAL FOR FUND 007 (SPECIAL TRUST):	83,027.97	65,537.82	152.60	390.38	17,490.15	78.93
FUND: 009 (UNIFORM SCHOOL SUPPLIES)						
*****TOTAL FOR RCPT 1710 (CLASSROOM SUPPLIES):	25,538.10	15,385.69	3,280.64	6,983.84	10,152.41	60.25
*****TOTAL FOR RCPT 1720 (SALE OF WORKBOOKS):	1,927.00	1,190.50	2.50	82.50	736.50	61.78

	FYTD Receivable	FYTD Actual Receipts	MTD Actual Receipts	YTD Actual Receipts	FYTD Balance Receivable	FYTD Percent Received
*****TOTAL FOR RCPT 1740 (CLASS FEES):	100,035.20	57,195.00	760.00	3,225.00	42,840.20	57.17
*****TOTAL FOR RCPT 1790 (OTHER CLASSRM MATERIALS & FEES):	2,499.68	989.00	244.50	671.50	1,510.68	39.57
*****TOTAL FOR RCPT 1890 (OTHER MISCELLANEOUS RECEIPTS):	0.02	0.00	0.00	0.00	0.02	0.00
*****TOTAL FOR FUND 009 (UNIFORM SCHOOL SUPPLIES):	130,000.00	74,760.19	4,287.64	10,962.84	55,239.81	57.51
FUND: 011 (ROTARY-SPECIAL SERVICES)						
*****TOTAL FOR RCPT 1559 (FOOD SERV- OTHER SPECIAL FUNC.):	0.00	370.00	0.00	0.00	370.00-	0.00
*****TOTAL FOR RCPT 1631 (DUES/FEES-ACADEMIC ORIENTED):	118,340.85	38,515.52	1,013.00	3,477.00	79,825.33	32.55
*****TOTAL FOR RCPT 1634 (DUES/FEES-MUSIC ORIENTED):	16,569.13	17,331.00	200.00	2,315.00	761.87-	104.60
*****TOTAL FOR RCPT 1810 (RENTALS):	30.44	0.00	0.00	0.00	30.44	0.00
*****TOTAL FOR RCPT 1890 (OTHER MISCELLANEOUS RECEIPTS):	5,059.58	24.76	0.00	0.00	5,034.82	0.49

	FYTD Receivable	FYTD Actual Receipts	MTD Actual Receipts	YTD Actual Receipts	FYTD Balance Receivable	FYTD Percent Received
*****TOTAL FOR FUND 011 (ROTARY-SPECIAL SERVICES):	140,000.00	56,241.28	1,213.00	5,792.00	83,758.72	40.17
FUND: 014 (ROTARY-INTERNAL SERVICES)						
*****TOTAL FOR RCPT 1390 (OTHER TRANSPORTATION FEES):	3,748.16	2,782.50	0.00	866.25	965.66	74.24
*****TOTAL FOR RCPT 1626 (SALES-SCHOOL & PUBLIC SERVICE):	6,326.37	4,233.00	120.00	582.00	2,093.37	66.91
*****TOTAL FOR RCPT 1631 (DUES/FEES-ACADEMIC ORIENTED):	20,742.62	13,076.00	227.00	7,473.00	7,666.62	63.04
*****TOTAL FOR RCPT 1632 (DUES/FEES-LANGUAGE ORIENTED):	63,628.62	49,796.30	3,300.00	39,896.30	13,832.32	78.26
*****TOTAL FOR RCPT 1634 (DUES/FEES-MUSIC ORIENTED):	8.24	1,316.00	0.00	1,316.00	1,307.76-	0.00
*****TOTAL FOR RCPT 1635 (DUES/FEES-SPORT ORIENTED):	1,507.21	1,543.00	0.00	286.00	35.79-	102.37
*****TOTAL FOR RCPT 1820 (CONTRIB & DONATION - PRIVATE):	3,843.80	3,000.00	900.00	1,200.00	843.80	78.05
*****TOTAL FOR RCPT 1830 (SERVICE PROVIDED OTHR ENTITIES):	194.98	100.00	0.00	75.00	94.98	51.29

	FYTD Receivable	FYTD Actual Receipts	MTD Actual Receipts	YTD Actual Receipts	FYTD Balance Receivable	FYTD Percent Received
*****TOTAL FOR FUND 014 (ROTARY-INTERNAL SERVICES):	100,000.00	75,846.80	4,547.00	51,694.55	24,153.20	75.85
FUND: 018 (PUBLIC SCHOOL SUPPORT)						
*****TOTAL FOR RCPT 1410 (INTEREST IN INVESTMENTS):	1,066.21	1,554.54	199.85	807.19	488.33-	145.80
*****TOTAL FOR RCPT 1614 (ADMISSIONS-MUSIC ORIENTED):	12,405.66	0.00	0.00	0.00	12,405.66	0.00
*****TOTAL FOR RCPT 1616 (ADMISSIONS-SCHOOL/PUBLIC SERV.):	14,393.23	10,205.00	625.00	10,205.00	4,188.23	70.90
*****TOTAL FOR RCPT 1621 (SALES-ACADEMIC ORIENTED):	0.00	1,083.30	0.00	1,083.30	1,083.30-	0.00
*****TOTAL FOR RCPT 1624 (SALES-MUSIC ORIENTED):	1,046.46	12,316.86	3,548.00	4,219.20	11,270.40-	0.00
*****TOTAL FOR RCPT 1626 (SALES-SCHOOL & PUBLIC SERVICE):	20,757.96	18,617.35	3,761.00	16,306.67	2,140.61	89.69
*****TOTAL FOR RCPT 1631 (DUES/FEES-ACADEMIC ORIENTED):	49,544.51	98,861.15	26,792.50	71,890.65	49,316.64-	199.54
*****TOTAL FOR RCPT 1632 (DUES/FEES-LANGUAGE ORIENTED):	73.36	0.00	0.00	0.00	73.36	0.00

	FYTD Receivable	FYTD Actual Receipts	MTD Actual Receipts	YTD Actual Receipts	FYTD Balance Receivable	FYTD Percent Received
*****TOTAL FOR RCPT 1634 (DUES/FEES-MUSIC ORIENTED):	30,290.35	1,127.00	325.00	340.00	29,163.35	3.72
*****TOTAL FOR RCPT 1636 (DUES/FEES-SCHOOL/PUBLIC SERV.):	911.76	1,320.00	0.00	1,270.00	408.24-	144.77
*****TOTAL FOR RCPT 1690 (OTHER EXTRACURRICULAR ACTIVITY):	423.39	548.25	0.00	548.25	124.86-	129.49
*****TOTAL FOR RCPT 1740 (CLASS FEES):	65,795.06	53,623.18	9,225.61	14,839.61	12,171.88	81.50
*****TOTAL FOR RCPT 1820 (CONTRIB & DONATION - PRIVATE):	22,958.41	13,504.44	1,907.98	12,237.40	9,453.97	58.82
*****TOTAL FOR RCPT 1850 (COMMISSIONS):	6,802.37	1,253.92	71.98	106.29	5,548.45	18.43
*****TOTAL FOR RCPT 1860 (FINES):	0.00	10.00	0.00	10.00	10.00-	0.00
*****TOTAL FOR RCPT 1890 (OTHER MISCELLANEOUS RECEIPTS):	23,531.27	3,251.71	136.10	513.91	20,279.56	13.82
*****TOTAL FOR FUND 018 (PUBLIC SCHOOL SUPPORT):	250,000.00	217,276.70	46,593.02	134,377.47	32,723.30	86.91

FUND: 020 (SPECIAL ENTERPRISE FUND)

	FYTD Receivable	FYTD Actual Receipts	MTD Actual Receipts	YTD Actual Receipts	FYTD Balance Receivable	FYTD Percent Received
*****TOTAL FOR RCPT 1833 (CUSTOMER SERVICES):	0.00	12.47-	20.23	243.81-	12.47	0.00
*****TOTAL FOR RCPT 1890 (OTHER MISCELLANEOUS RECEIPTS):	6,470.00	5,272.21	252.77	959.90	1,197.79	81.49
*****TOTAL FOR RCPT 5100 (TRANSFERS-IN):	13,530.00	5,000.00	5,000.00	5,000.00	8,530.00	36.95
*****TOTAL FOR FUND 020 (SPECIAL ENTERPRISE FUND):	20,000.00	10,259.74	5,273.00	5,716.09	9,740.26	51.30
FUND: 022 (DISTRICT AGENCY)						
*****TOTAL FOR RCPT 1832 (SERVICE PROVIDED OTHER SCHOOLS):	0.00	402,728.29	50,000.00	341,649.33	402,728.29-	0.00
*****TOTAL FOR RCPT 1839 (SERVICES PROVIDED-OTHER ENTITY):	300,431.44	463,327.75	43,969.79	219,617.13	162,896.31-	154.22
*****TOTAL FOR RCPT 1890 (OTHER MISCELLANEOUS RECEIPTS):	50,431.44-	22,445.89	5,174.12-	9,169.03	72,877.33-	44.51-
*****TOTAL FOR FUND 022 (DISTRICT AGENCY):	250,000.00	888,501.93	88,795.67	570,435.49	638,501.93-	355.40
FUND: 024 (EMPLOYEE BENEFITS SELF INS.)						
*****TOTAL FOR RCPT 1839 (SERVICES PROVIDED-OTHER ENTITY):	12,500,000.00	10,377,508.29	965,925.39	4,818,719.93	2,122,491.71	83.02

	FYTD Receivable	FYTD Actual Receipts	MTD Actual Receipts	YTD Actual Receipts	FYTD Balance Receivable	FYTD Percent Received
*****TOTAL FOR RCPT 1890 (OTHER MISCELLANEOUS RECEIPTS):	0.00	0.00	0.00	0.00	0.00	0.00
*****TOTAL FOR FUND 024 (EMPLOYEE BENEFITS SELF INS.):	12,500,000.00	10,377,508.29	965,925.39	4,818,719.93	2,122,491.71	83.02
FUND: 027 (WORKMANS COMPENSATION-SELF INS)						
*****TOTAL FOR RCPT 1839 (SERVICES PROVIDED-OTHER ENTITY):	300,000.00	250,565.49	0.00	0.00	49,434.51	83.52
*****TOTAL FOR FUND 027 (WORKMANS COMPENSATION-SELF INS):	300,000.00	250,565.49	0.00	0.00	49,434.51	83.52
FUND: 200 (STUDENT MANAGED ACTIVITY)						
*****TOTAL FOR RCPT 1616 (ADMISSIONS-SCHOOL/PUBLIC SERV.):	0.00	15,335.00	818.00	1,803.00	15,335.00-	0.00
*****TOTAL FOR RCPT 1621 (SALES-ACADEMIC ORIENTED):	15,719.40	23,043.67	707.00	7,514.05	7,324.27-	146.59
*****TOTAL FOR RCPT 1622 (SALES-LANGUAGE ORIENTED):	6,466.98	18,823.31	1,921.50	9,148.36	12,356.33-	291.07
*****TOTAL FOR RCPT 1624 (SALES-MUSIC ORIENTED):	9,861.57	8,090.00	153.00	8,090.00	1,771.57	82.04
*****TOTAL FOR RCPT 1625 (SALES-SPORTS ORIENTED):	18,893.12	14,222.00	82.00	102.00	4,671.12	75.28

	FYTD Receivable	FYTD Actual Receipts	MTD Actual Receipts	YTD Actual Receipts	FYTD Balance Receivable	FYTD Percent Received
*****TOTAL FOR RCPT 1626 (SALES-SCHOOL & PUBLIC SERVICE):	118,070.03	65,867.48	33,679.50	45,834.15	52,202.55	55.79
*****TOTAL FOR RCPT 1630 (DUES AND FEES):	142.60	0.00	0.00	0.00	142.60	0.00
*****TOTAL FOR RCPT 1631 (DUES/FEES-ACADEMIC ORIENTED):	96,411.24	38,648.95	0.00	22,400.00	57,762.29	40.09
*****TOTAL FOR RCPT 1632 (DUES/FEES-LANGUAGE ORIENTED):	6,307.25	2,590.00	1,885.00	2,074.00	3,717.25	41.06
*****TOTAL FOR RCPT 1634 (DUES/FEES-MUSIC ORIENTED):	32,310.45	16,096.00	251.00	678.00	16,214.45	49.82
*****TOTAL FOR RCPT 1635 (DUES/FEES-SPORT ORIENTED):	57,525.76	36,748.65	1,544.42	11,070.42	20,777.11	63.88
*****TOTAL FOR RCPT 1636 (DUES/FEES-SCHOOL/PUBLIC SERV.):	2,308.54	1,380.00	0.00	0.00	928.54	59.78
*****TOTAL FOR RCPT 1640 (BOOKSTORE SALES):	7,951.22	7,230.40	255.00	1,367.50	720.82	90.93
*****TOTAL FOR RCPT 1690 (OTHER EXTRACURRICULAR ACTIVITY):	836.06	0.00	0.00	0.00	836.06	0.00
*****TOTAL FOR RCPT 1820 (CONTRIB & DONATION - PRIVATE):	26,641.58	8,380.65	3,501.00	4,406.01	18,260.93	31.46

	FYTD Receivable	FYTD Actual Receipts	MTD Actual Receipts	YTD Actual Receipts	FYTD Balance Receivable	FYTD Percent Received
*****TOTAL FOR RCPT 1850 (COMMISSIONS):	213.62	0.00	0.00	0.00	213.62	0.00
*****TOTAL FOR RCPT 1890 (OTHER MISCELLANEOUS RECEIPTS):	340.58	0.00	0.00	0.00	340.58	0.00
*****TOTAL FOR FUND 200 (STUDENT MANAGED ACTIVITY):	400,000.00	256,456.11	44,797.42	114,487.49	143,543.89	64.11
FUND: 300 (DISTRICT MANAGED ACTIVITY)						
*****TOTAL FOR RCPT 1615 (ADMISSIONS-SPORTS ORIENTED):	10,418.30	12,452.00	804.00	3,186.00	2,033.70-	119.52
*****TOTAL FOR RCPT 1625 (SALES-SPORTS ORIENTED):	127,747.62	72,378.19	5,363.00	27,648.34	55,369.43	56.66
*****TOTAL FOR RCPT 1635 (DUES/FEES-SPORT ORIENTED):	54,140.25	60,939.84	8,820.00	43,644.70	6,799.59-	112.56
*****TOTAL FOR RCPT 1820 (CONTRIB & DONATION - PRIVATE):	107.50	3,019.44	0.00	1,811.94	2,911.94-	0.00
*****TOTAL FOR RCPT 1850 (COMMISSIONS):	361.40	0.00	0.00	0.00	361.40	0.00
*****TOTAL FOR RCPT 1860 (FINES):	53.75	0.00	0.00	0.00	53.75	0.00

	FYTD Receivable	FYTD Actual Receipts	MTD Actual Receipts	YTD Actual Receipts	FYTD Balance Receivable	FYTD Percent Received
*****TOTAL FOR RCPT 1890 (OTHER MISCELLANEOUS RECEIPTS):	4,546.18	0.00	0.00	0.00	4,546.18	0.00
*****TOTAL FOR RCPT 5100 (TRANSFERS-IN):	252,625.00	260,000.00	90,000.00	160,000.00	7,375.00-	102.92
*****TOTAL FOR FUND 300 (DISTRICT MANAGED ACTIVITY):	450,000.00	408,789.47	104,987.00	236,290.98	41,210.53	90.84
FUND: 401 (AUXILIARY SERVICES)						
*****TOTAL FOR RCPT 1410 (INTEREST IN INVESTMENTS):	10.67	2,216.29	385.67	1,636.84	2,205.62-	0.00
*****TOTAL FOR RCPT 1890 (OTHER MISCELLANEOUS RECEIPTS):	20,066.50	0.00	0.00	0.00	20,066.50	0.00
*****TOTAL FOR RCPT 3219 (OTHER REST GRANTS-IN-AID/STATE):	536,325.37	547,565.02	0.00	269,613.25	11,239.65-	102.10
*****TOTAL FOR FUND 401 (AUXILIARY SERVICES):	556,402.54	549,781.31	385.67	271,250.09	6,621.23	98.81
FUND: 451 (DATA COMMUNICATION FUND)						
*****TOTAL FOR RCPT 3219 (OTHER REST GRANTS-IN-AID/STATE):	14,400.00	14,400.00	0.00	7,200.00	0.00	100.00
*****TOTAL FOR FUND 451 (DATA COMMUNICATION FUND):	14,400.00	14,400.00	0.00	7,200.00	0.00	100.00
FUND: 499 (MISCELLANEOUS STATE GRANT FUND)						

	FYTD Receivable	FYTD Actual Receipts	MTD Actual Receipts	YTD Actual Receipts	FYTD Balance Receivable	FYTD Percent Received
*****TOTAL FOR RCPT 3219 (OTHER REST GRANTS-IN-AID/STATE):	50,000.00	22,935.00	2,065.00	18,191.61	27,065.00	45.87
*****TOTAL FOR FUND 499 (MISCELLANEOUS STATE GRANT FUND):	50,000.00	22,935.00	2,065.00	18,191.61	27,065.00	45.87
FUND: 516 (IDEA PART B GRANTS)						
*****TOTAL FOR RCPT 4220 (REST GRANT FED FROM STATE):	1,335,873.69	1,148,274.11	125,858.91	777,178.82	187,599.58	85.96
*****TOTAL FOR FUND 516 (IDEA PART B GRANTS):	1,335,873.69	1,148,274.11	125,858.91	777,178.82	187,599.58	85.96
FUND: 551 (LIMITED ENGLISH PROFICIENCY)						
*****TOTAL FOR RCPT 4220 (REST GRANT FED FROM STATE):	39,682.82	26,075.63	8,641.48	23,961.20	13,607.19	65.71
*****TOTAL FOR FUND 551 (LIMITED ENGLISH PROFICIENCY):	39,682.82	26,075.63	8,641.48	23,961.20	13,607.19	65.71
FUND: 572 (TITLE I DISADVANTAGED CHILDREN)						
*****TOTAL FOR RCPT 4220 (REST GRANT FED FROM STATE):	839,257.59	681,246.23	59,027.48	381,950.82	158,011.36	81.17
*****TOTAL FOR FUND 572 (TITLE I DISADVANTAGED CHILDREN):	839,257.59	681,246.23	59,027.48	381,950.82	158,011.36	81.17
FUND: 587 (IDEA PRESCHOOL-HANDICAPPED)						

	FYTD Receivable	FYTD Actual Receipts	MTD Actual Receipts	YTD Actual Receipts	FYTD Balance Receivable	FYTD Percent Received
*****TOTAL FOR RCPT 4220 (REST GRANT FED FROM STATE):	20,471.31	19,980.75	1,631.30	12,889.18	490.56	97.60
*****TOTAL FOR FUND 587 (IDEA PRESCHOOL-HANDICAPPED):	20,471.31	19,980.75	1,631.30	12,889.18	490.56	97.60
FUND: 590 (IMPROVING TEACHER QUALITY)						
*****TOTAL FOR RCPT 4220 (REST GRANT FED FROM STATE):	186,931.89	142,588.10	4,979.18	112,348.66	44,343.79	76.28
*****TOTAL FOR FUND 590 (IMPROVING TEACHER QUALITY):	186,931.89	142,588.10	4,979.18	112,348.66	44,343.79	76.28
*****GRAND TOTALS:	125,707,915.29	164,576,411.10	9,078,800.73	97,901,707.56	38,868,495.81-	130.92

8. BUDGET ACCOUNT SUMMARY

Shaker Heights City Schools
Budget Account Summary
SORTED BY FUND/OBJ 1DIG
FY 18

	FYTD Appropriated	Prior FY Carryover Encumbrances	FYTD Expendable	FYTD Actual Expenditures	MTD Actual Expenditures	Current Encumbrances	FYTD Unencumbered Balance	FYTD Percent Exp/Enc
FUND: 001 (GENERAL)								
*****TOTAL FOR OBJ 1DIG 100 (PERSONAL SERVICES - SALARIES):	56,268,000.00	1,233.35	56,269,233.35	50,808,173.57	4,609,962.48	0.00	5,461,059.78	90.29
*****TOTAL FOR OBJ 1DIG 200 (EMPLOYEES RETIRE. & INSUR. BEN):	19,188,300.00	76,573.75	19,264,873.75	17,760,233.26	1,605,525.67	160,533.97	1,344,106.52	93.02
*****TOTAL FOR OBJ 1DIG 400 (PURCHASED SERVICES):	13,795,602.00	3,941,041.56	17,736,643.56	11,353,595.96	1,053,405.41	4,722,692.68	1,660,354.92	90.64
*****TOTAL FOR OBJ 1DIG 500 (SUPPLIES AND MATERIALS):	3,312,000.00	585,042.22	3,897,042.22	2,608,191.59	141,046.08	856,132.30	432,718.33	88.90
*****TOTAL FOR OBJ 1DIG 600 (CAPITAL OUTLAY):	800,000.00	2,452,258.33	3,252,258.33	3,641,868.84	17,923.70	173,884.27	563,494.78-	117.33
*****TOTAL FOR OBJ 1DIG 800 (MISCELLANEOUS OBJECTS):	1,853,375.00	73,393.80	1,926,768.80	1,999,323.08	11,089.37	80,046.00	152,600.28-	107.92
*****TOTAL FOR OBJ 1DIG 900 (OTHER USES OF FUNDS):	270,000.00	0.00	270,000.00	265,000.00	95,000.00	0.00	5,000.00	98.15
*****TOTAL FOR FUND 001 (GENERAL):	95,487,277.00	7,129,543.01	102,616,820.01	88,436,386.30	7,533,952.71	5,993,289.22	8,187,144.49	92.02
FUND: 002 (BOND RETIREMENT)								
*****TOTAL FOR OBJ 1DIG 400 (PURCHASED SERVICES):	0.00	0.00	0.00	410,587.43	0.00	5,750.00	416,337.43-	0.00

	FYTD Appropriated	Prior FY Carryover Encumbrances	FYTD Expendable	FYTD Actual Expenditures	MTD Actual Expenditures	Current Encumbrances	FYTD Unencumbered Balance	FYTD Percent Exp/Enc
*****TOTAL FOR OBJ 1DIG 800 (MISCELLANEOUS OBJECTS):	13,000,000.00	0.00	13,000,000.00	2,193,213.31	0.00	0.00	10,806,786.69	16.87
*****TOTAL FOR FUND 002 (BOND RETIREMENT):	13,000,000.00	0.00	13,000,000.00	2,603,800.74	0.00	5,750.00	10,390,449.26	20.07
FUND: 003 (PERMANENT IMPROVEMENT)								
*****TOTAL FOR OBJ 1DIG 600 (CAPITAL OUTLAY):	500,000.00	0.00	500,000.00	0.00	0.00	0.00	500,000.00	0.00
*****TOTAL FOR FUND 003 (PERMANENT IMPROVEMENT):	500,000.00	0.00	500,000.00	0.00	0.00	0.00	500,000.00	0.00
FUND: 004 (BUILDING)								
*****TOTAL FOR OBJ 1DIG 400 (PURCHASED SERVICES):	257,500.00	0.00	257,500.00	183,368.38	12,891.50	446,642.63	372,511.01-	244.66
*****TOTAL FOR OBJ 1DIG 500 (SUPPLIES AND MATERIALS):	500,000.00	0.00	500,000.00	0.00	0.00	0.00	500,000.00	0.00
*****TOTAL FOR OBJ 1DIG 600 (CAPITAL OUTLAY):	9,242,500.00	89,757.75	9,332,257.75	2,349,772.60	80,805.00	6,514,571.20	467,913.95	94.99
*****TOTAL FOR OBJ 1DIG 800 (MISCELLANEOUS OBJECTS):	0.00	0.00	0.00	102,050.00	0.00	0.00	102,050.00-	0.00
*****TOTAL FOR FUND 004 (BUILDING):	10,000,000.00	89,757.75	10,089,757.75	2,635,190.98	93,696.50	6,961,213.83	493,352.94	95.11
FUND: 006 (FOOD SERVICE)								

	FYTD Appropriated	Prior FY Carryover Encumbrances	FYTD Expendable	FYTD Actual Expenditures	MTD Actual Expenditures	Current Encumbrances	FYTD Unencumbered Balance	FYTD Percent Exp/Enc
*****TOTAL FOR OBJ 1DIG 400 (PURCHASED SERVICES):	2,000,000.00	336,978.65	2,336,978.65	1,473,530.84	163,732.50	631,078.52	232,369.29	90.06
*****TOTAL FOR OBJ 1DIG 500 (SUPPLIES AND MATERIALS):	0.00	0.00	0.00	11,961.40	11,200.00	0.00	11,961.40-	0.00
*****TOTAL FOR OBJ 1DIG 600 (CAPITAL OUTLAY):	0.00	0.00	0.00	126,651.78	3,498.50	44,898.99	171,550.77-	0.00
*****TOTAL FOR OBJ 1DIG 800 (MISCELLANEOUS OBJECTS):	0.00	0.00	0.00	2,038.00	0.00	0.00	2,038.00-	0.00
*****TOTAL FOR FUND 006 (FOOD SERVICE):	2,000,000.00	336,978.65	2,336,978.65	1,614,182.02	178,431.00	675,977.51	46,819.12	98.00
FUND: 007 (SPECIAL TRUST)								
*****TOTAL FOR OBJ 1DIG 100 (PERSONAL SERVICES - SALARIES):	3,429.92	0.00	3,429.92	0.00	0.00	0.00	3,429.92	0.00
*****TOTAL FOR OBJ 1DIG 200 (EMPLOYEES RETIRE. & INSUR. BEN):	0.00	0.00	0.00	37.62	0.00	634.97	672.59-	0.00
*****TOTAL FOR OBJ 1DIG 400 (PURCHASED SERVICES):	77,145.90	2,975.64	80,121.54	20,706.51	5,559.08	3,254.48	56,160.55	29.91
*****TOTAL FOR OBJ 1DIG 500 (SUPPLIES AND MATERIALS):	14,084.95	0.00	14,084.95	1,089.66	0.00	0.00	12,995.29	7.74

	FYTD Appropriated	Prior FY Carryover Encumbrances	FYTD Expendable	FYTD Actual Expenditures	MTD Actual Expenditures	Current Encumbrances	FYTD Unencumbered Balance	FYTD Percent Exp/Enc
*****TOTAL FOR OBJ 1DIG 800 (MISCELLANEOUS OBJECTS):	5,339.23	0.00	5,339.23	0.00	0.00	0.00	5,339.23	0.00
*****TOTAL FOR FUND 007 (SPECIAL TRUST):	100,000.00	2,975.64	102,975.64	21,833.79	5,559.08	3,889.45	77,252.40	24.98
FUND: 009 (UNIFORM SCHOOL SUPPLIES)								
*****TOTAL FOR OBJ 1DIG 500 (SUPPLIES AND MATERIALS):	100,000.00	4,487.78	104,487.78	87,307.75	468.00	3,528.37	13,651.66	86.93
*****TOTAL FOR FUND 009 (UNIFORM SCHOOL SUPPLIES):	100,000.00	4,487.78	104,487.78	87,307.75	468.00	3,528.37	13,651.66	86.93
FUND: 011 (ROTARY-SPECIAL SERVICES)								
*****TOTAL FOR OBJ 1DIG 400 (PURCHASED SERVICES):	0.00	0.00	0.00	4,200.00	2,100.00	0.00	4,200.00-	0.00
*****TOTAL FOR OBJ 1DIG 500 (SUPPLIES AND MATERIALS):	150,000.00	99.00	150,099.00	4,164.48	2,547.25	88,565.00	57,369.52	61.78
*****TOTAL FOR OBJ 1DIG 800 (MISCELLANEOUS OBJECTS):	0.00	782.00	782.00	31,772.00	0.00	782.00	31,772.00-	0.00
*****TOTAL FOR FUND 011 (ROTARY-SPECIAL SERVICES):	150,000.00	881.00	150,881.00	40,136.48	4,647.25	89,347.00	21,397.52	85.82
FUND: 014 (ROTARY-INTERNAL SERVICES)								

	FYTD Appropriated	Prior FY Carryover Encumbrances	FYTD Expendable	FYTD Actual Expenditures	MTD Actual Expenditures	Current Encumbrances	FYTD Unencumbered Balance	FYTD Percent Exp/Enc
*****TOTAL FOR OBJ 1DIG 200 (EMPLOYEES RETIRE. & INSUR. BEN):	0.00	0.00	0.00	651.00	0.00	0.00	651.00-	0.00
*****TOTAL FOR OBJ 1DIG 400 (PURCHASED SERVICES):	0.00	322.00	322.00	21,362.56	3,451.50	30,051.27	51,091.83-	0.00
*****TOTAL FOR OBJ 1DIG 500 (SUPPLIES AND MATERIALS):	125,000.00	0.00	125,000.00	319.67	0.00	0.00	124,680.33	0.26
*****TOTAL FOR OBJ 1DIG 800 (MISCELLANEOUS OBJECTS):	0.00	0.00	0.00	33,901.45	31,592.70	10,000.00	43,901.45-	0.00
*****TOTAL FOR FUND 014 (ROTARY-INTERNAL SERVICES):	125,000.00	322.00	125,322.00	56,234.68	35,044.20	40,051.27	29,036.05	76.83
FUND: 018 (PUBLIC SCHOOL SUPPORT)								
*****TOTAL FOR OBJ 1DIG 200 (EMPLOYEES RETIRE. & INSUR. BEN):	0.00	0.00	0.00	1,013.49	223.89	0.00	1,013.49-	0.00
*****TOTAL FOR OBJ 1DIG 400 (PURCHASED SERVICES):	0.00	23,596.89	23,596.89	104,239.99	5,785.70	62,463.84	143,106.94-	706.47
*****TOTAL FOR OBJ 1DIG 500 (SUPPLIES AND MATERIALS):	325,000.00	5,491.73	330,491.73	66,437.05	16,130.63	17,048.05	247,006.63	25.26
*****TOTAL FOR OBJ 1DIG 800 (MISCELLANEOUS OBJECTS):	0.00	1,050.00	1,050.00	6,614.63	0.00	1,149.75	6,714.38-	739.46

	FYTD Appropriated	Prior FY Carryover Encumbrances	FYTD Expendable	FYTD Actual Expenditures	MTD Actual Expenditures	Current Encumbrances	FYTD Unencumbered Balance	FYTD Percent Exp/Enc
*****TOTAL FOR FUND 018 (PUBLIC SCHOOL SUPPORT):	325,000.00	30,138.62	355,138.62	178,305.16	22,140.22	80,661.64	96,171.82	72.92
FUND: 020 (SPECIAL ENTERPRISE FUND)								
*****TOTAL FOR OBJ 1DIG 500 (SUPPLIES AND MATERIALS):	25,000.00	0.00	25,000.00	24,694.14	0.00	0.00	305.86	98.78
*****TOTAL FOR FUND 020 (SPECIAL ENTERPRISE FUND):	25,000.00	0.00	25,000.00	24,694.14	0.00	0.00	305.86	98.78
FUND: 022 (DISTRICT AGENCY)								
*****TOTAL FOR OBJ 1DIG 100 (PERSONAL SERVICES - SALARIES):	0.00	0.00	0.00	340,820.01	40,663.82	0.00	340,820.01-	0.00
*****TOTAL FOR OBJ 1DIG 200 (EMPLOYEES RETIRE. & INSUR. BEN):	800,000.00	0.00	800,000.00	448,410.13	34,106.34	0.00	351,589.87	56.05
*****TOTAL FOR OBJ 1DIG 500 (SUPPLIES AND MATERIALS):	0.00	0.00	0.00	254.32	0.00	0.00	254.32-	0.00
*****TOTAL FOR OBJ 1DIG 600 (CAPITAL OUTLAY):	0.00	0.00	0.00	790.00	0.00	0.00	790.00-	0.00
*****TOTAL FOR OBJ 1DIG 800 (MISCELLANEOUS OBJECTS):	0.00	0.00	0.00	195,969.01	20,545.81	0.00	195,969.01-	0.00
*****TOTAL FOR FUND 022 (DISTRICT AGENCY):	800,000.00	0.00	800,000.00	986,243.47	95,315.97	0.00	186,243.47-	123.28
FUND: 024 (EMPLOYEE BENEFITS SELF INS.)								

FYTD Appropriated	Prior FY Carryover Encumbrances	FYTD Expendable	FYTD Actual Expenditures	MTD Actual Expenditures	Current Encumbrances	FYTD Unencumbered Balance	FYTD Percent Exp/Enc
*****TOTAL FOR OBJ 1DIG 200 (EMPLOYEES RETIRE. & INSUR. BEN):							
12,000,000.00	0.00	12,000,000.00	58,679.40	5,326.10	0.00	11,941,320.60	0.49
*****TOTAL FOR OBJ 1DIG 400 (PURCHASED SERVICES):							
0.00	0.00	0.00	1,075,221.75	75,154.02	0.00	1,075,221.75-	0.00
*****TOTAL FOR OBJ 1DIG 800 (MISCELLANEOUS OBJECTS):							
0.00	0.00	0.00	8,626,331.82	643,231.64	0.00	8,626,331.82-	0.00
*****TOTAL FOR FUND 024 (EMPLOYEE BENEFITS SELF INS.):							
12,000,000.00	0.00	12,000,000.00	9,760,232.97	723,711.76	0.00	2,239,767.03	81.34
FUND: 027 (WORKMANS COMPENSATION-SELF INS)							
*****TOTAL FOR OBJ 1DIG 200 (EMPLOYEES RETIRE. & INSUR. BEN):							
325,000.00	0.00	325,000.00	220,591.30	220,591.30	0.00	104,408.70	67.87
*****TOTAL FOR FUND 027 (WORKMANS COMPENSATION-SELF INS):							
325,000.00	0.00	325,000.00	220,591.30	220,591.30	0.00	104,408.70	67.87
FUND: 200 (STUDENT MANAGED ACTIVITY)							
*****TOTAL FOR OBJ 1DIG 100 (PERSONAL SERVICES - SALARIES):							
0.00	0.00	0.00	240.00	0.00	0.00	240.00-	0.00
*****TOTAL FOR OBJ 1DIG 200 (EMPLOYEES RETIRE. & INSUR. BEN):							
0.00	0.00	0.00	543.11	0.00	0.00	543.11-	0.00
*****TOTAL FOR OBJ 1DIG 400 (PURCHASED SERVICES):							
0.00	16,165.47	16,165.47	118,058.63	23,429.51	37,785.22	139,678.38-	964.05

	FYTD Appropriated	Prior FY Carryover Encumbrances	FYTD Expendable	FYTD Actual Expenditures	MTD Actual Expenditures	Current Encumbrances	FYTD Unencumbered Balance	FYTD Percent Exp/Enc
*****TOTAL FOR OBJ 1DIG 500 (SUPPLIES AND MATERIALS):	350,000.00	6,908.71	356,908.71	67,871.06	6,805.26	5,650.26	283,387.39	20.60
*****TOTAL FOR OBJ 1DIG 800 (MISCELLANEOUS OBJECTS):	0.00	0.00	0.00	27,761.74	1,550.00	28,759.00	56,520.74-	0.00
*****TOTAL FOR FUND 200 (STUDENT MANAGED ACTIVITY):	350,000.00	23,074.18	373,074.18	214,474.54	31,784.77	72,194.48	86,405.16	76.84
FUND: 300 (DISTRICT MANAGED ACTIVITY)								
*****TOTAL FOR OBJ 1DIG 100 (PERSONAL SERVICES - SALARIES):	0.00	0.00	0.00	19,115.41	910.00	0.00	19,115.41-	0.00
*****TOTAL FOR OBJ 1DIG 200 (EMPLOYEES RETIRE. & INSUR. BEN):	0.00	0.00	0.00	5,686.22	431.71	0.00	5,686.22-	0.00
*****TOTAL FOR OBJ 1DIG 400 (PURCHASED SERVICES):	500,000.00	13,355.90	513,355.90	71,890.36	6,415.00	23,481.22	417,984.32	18.58
*****TOTAL FOR OBJ 1DIG 500 (SUPPLIES AND MATERIALS):	0.00	26,285.82	26,285.82	170,295.41	38,898.76	29,748.39	173,757.98-	761.03
*****TOTAL FOR OBJ 1DIG 600 (CAPITAL OUTLAY):	0.00	18,189.75	18,189.75	58,247.13	4,836.18	26,326.55	66,383.93-	464.95
*****TOTAL FOR OBJ 1DIG 800 (MISCELLANEOUS OBJECTS):	0.00	2,572.14	2,572.14	51,114.23	4,993.00	7,747.64	56,289.73-	0.00

	FYTD Appropriated	Prior FY Carryover Encumbrances	FYTD Expendable	FYTD Actual Expenditures	MTD Actual Expenditures	Current Encumbrances	FYTD Unencumbered Balance	FYTD Percent Exp/Enc
*****TOTAL FOR FUND 300 (DISTRICT MANAGED ACTIVITY):	500,000.00	60,403.61	560,403.61	376,348.76	56,484.65	87,303.80	96,751.05	82.74
FUND: 401 (AUXILIARY SERVICES)								
*****TOTAL FOR OBJ 1DIG 100 (PERSONAL SERVICES - SALARIES):	556,888.50	0.00	556,888.50	259,174.31	16,423.66	0.00	297,714.19	46.54
*****TOTAL FOR OBJ 1DIG 200 (EMPLOYEES RETIRE. & INSUR. BEN):	167,413.08	0.00	167,413.08	93,852.63	5,963.28	0.00	73,560.45	56.06
*****TOTAL FOR OBJ 1DIG 400 (PURCHASED SERVICES):	6,934.53-	7,551.41	616.88	138,062.37	8,825.00	26,866.34	164,311.83-	0.00
*****TOTAL FOR OBJ 1DIG 500 (SUPPLIES AND MATERIALS):	50,120.23	139,293.30	189,413.53	158,431.22	3,334.56	59,441.31	28,459.00-	115.02
*****TOTAL FOR OBJ 1DIG 600 (CAPITAL OUTLAY):	60,082.29-	235,540.47	175,458.18	200,010.99	0.00	11,687.06	36,239.87-	120.65
*****TOTAL FOR FUND 401 (AUXILIARY SERVICES):	707,404.99	382,385.18	1,089,790.17	849,531.52	34,546.50	97,994.71	142,263.94	86.95
FUND: 451 (DATA COMMUNICATION FUND)								
*****TOTAL FOR OBJ 1DIG 400 (PURCHASED SERVICES):	14,400.00	0.00	14,400.00	14,400.00	0.00	0.00	0.00	100.00
*****TOTAL FOR FUND 451 (DATA COMMUNICATION FUND):	14,400.00	0.00	14,400.00	14,400.00	0.00	0.00	0.00	100.00
FUND: 499 (MISCELLANEOUS STATE GRANT FUND)								

	FYTD Appropriated	Prior FY Carryover Encumbrances	FYTD Expendable	FYTD Actual Expenditures	MTD Actual Expenditures	Current Encumbrances	FYTD Unencumbered Balance	FYTD Percent Exp/Enc
*****TOTAL FOR OBJ 1DIG 100 (PERSONAL SERVICES - SALARIES):	21,682.50	0.00	21,682.50	18,150.00	2,065.00	0.00	3,532.50	83.71
*****TOTAL FOR OBJ 1DIG 200 (EMPLOYEES RETIRE. & INSUR. BEN):	3,915.00	0.00	3,915.00	4,785.00	0.00	0.00	870.00-	122.22
*****TOTAL FOR FUND 499 (MISCELLANEOUS STATE GRANT FUND):	25,597.50	0.00	25,597.50	22,935.00	2,065.00	0.00	2,662.50	89.60
FUND: 516 (IDEA PART B GRANTS)								
*****TOTAL FOR OBJ 1DIG 100 (PERSONAL SERVICES - SALARIES):	922,616.20	0.00	922,616.20	751,574.56	79,594.94	0.00	171,041.64	81.46
*****TOTAL FOR OBJ 1DIG 200 (EMPLOYEES RETIRE. & INSUR. BEN):	350,128.94	0.00	350,128.94	390,623.31	46,263.97	0.00	40,494.37-	111.57
*****TOTAL FOR OBJ 1DIG 400 (PURCHASED SERVICES):	13,586.72	1,000.00	14,586.72	1,651.34	0.00	898.40	12,036.98	17.48
*****TOTAL FOR OBJ 1DIG 500 (SUPPLIES AND MATERIALS):	40,458.29	282.59	40,740.88	3,042.32	0.00	762.50	36,936.06	9.34
*****TOTAL FOR OBJ 1DIG 600 (CAPITAL OUTLAY):	4,918.58	1,499.79	6,418.37	0.00	0.00	779.00	5,639.37	12.14
*****TOTAL FOR FUND 516 (IDEA PART B GRANTS):	1,331,708.73	2,782.38	1,334,491.11	1,146,891.53	125,858.91	2,439.90	185,159.68	86.13
FUND: 551 (LIMITED ENGLISH PROFICIENCY)								

	FYTD Appropriated	Prior FY Carryover Encumbrances	FYTD Expendable	FYTD Actual Expenditures	MTD Actual Expenditures	Current Encumbrances	FYTD Unencumbered Balance	FYTD Percent Exp/Enc
*****TOTAL FOR OBJ 1DIG 100 (PERSONAL SERVICES - SALARIES):	29,202.41	0.00	29,202.41	22,599.20	7,568.20	0.00	6,603.21	77.39
*****TOTAL FOR OBJ 1DIG 200 (EMPLOYEES RETIRE. & INSUR. BEN):	10,180.41	0.00	10,180.41	3,476.43	1,073.28	0.00	6,703.98	34.15
*****TOTAL FOR OBJ 1DIG 400 (PURCHASED SERVICES):	300.00	0.00	300.00	0.00	0.00	0.00	300.00	0.00
*****TOTAL FOR FUND 551 (LIMITED ENGLISH PROFICIENCY):	39,682.82	0.00	39,682.82	26,075.63	8,641.48	0.00	13,607.19	65.71
FUND: 572 (TITLE I DISADVANTAGED CHILDREN)								
*****TOTAL FOR OBJ 1DIG 100 (PERSONAL SERVICES - SALARIES):	618,252.96	0.00	618,252.96	448,624.28	39,437.70	0.00	169,628.68	72.56
*****TOTAL FOR OBJ 1DIG 200 (EMPLOYEES RETIRE. & INSUR. BEN):	223,446.72	0.00	223,446.72	201,430.66	19,589.78	0.00	22,016.06	90.15
*****TOTAL FOR OBJ 1DIG 400 (PURCHASED SERVICES):	7,037.00	0.00	7,037.00	0.00	0.00	0.00	7,037.00	0.00
*****TOTAL FOR OBJ 1DIG 500 (SUPPLIES AND MATERIALS):	30,403.58	186.42	30,590.00	28,497.45	0.00	0.00	2,092.55	93.16
*****TOTAL FOR FUND 572 (TITLE I DISADVANTAGED CHILDREN):	879,140.26	186.42	879,326.68	678,552.39	59,027.48	0.00	200,774.29	77.17
FUND: 587 (IDEA PRESCHOOL-HANDICAPPED)								

	FYTD Appropriated	Prior FY Carryover Encumbrances	FYTD Expendable	FYTD Actual Expenditures	MTD Actual Expenditures	Current Encumbrances	FYTD Unencumbered Balance	FYTD Percent Exp/Enc
*****TOTAL FOR OBJ 1DIG 100 (PERSONAL SERVICES - SALARIES):	18,211.45	0.00	18,211.45	16,692.29	1,631.30	0.00	1,519.16	91.66
*****TOTAL FOR OBJ 1DIG 200 (EMPLOYEES RETIRE. & INSUR. BEN):	2,604.30	0.00	2,604.30	3,288.46	0.00	0.00	684.16-	126.27
*****TOTAL FOR FUND 587 (IDEA PRESCHOOL-HANDICAPPED):	20,815.75	0.00	20,815.75	19,980.75	1,631.30	0.00	835.00	95.99
FUND: 590 (IMPROVING TEACHER QUALITY)								
*****TOTAL FOR OBJ 1DIG 400 (PURCHASED SERVICES):	181,458.45	2,448.44	183,906.89	139,563.10	4,979.18	0.00	44,343.79	75.89
*****TOTAL FOR FUND 590 (IMPROVING TEACHER QUALITY):	181,458.45	2,448.44	183,906.89	139,563.10	4,979.18	0.00	44,343.79	75.89
FUND: 599 (MISCELLANEOUS FED. GRANT FUND)								
*****TOTAL FOR OBJ 1DIG 400 (PURCHASED SERVICES):	18,874.56	0.00	18,874.56	0.00	0.00	10,000.00	8,874.56	52.98
*****TOTAL FOR FUND 599 (MISCELLANEOUS FED. GRANT FUND):	18,874.56	0.00	18,874.56	0.00	0.00	10,000.00	8,874.56	52.98
*****GRAND TOTALS:	139,006,360.06	8,066,364.66	147,072,724.72	110,153,893.00	9,238,577.26	14,123,641.18	22,795,190.54	84.50

9. SUMMARY CHECK REGISTER – ALL CHECKS

CHECK	DATE	NUMBER	VENDOR	NAME	AMOUNT	O-STS	C	REC/VD
149827	05/08/18	1111	ANTHEM LIFE		5,326.10	W	R	05/31/18
149828	05/08/18	1114	Anthem Optional Life Insuran		3,583.36	W	R	05/31/18
149829	05/09/18	128352	Shaker Heights High School P		11,834.88	B	R	05/31/18
149830	05/09/18	897169	TAYLOR, ANNETTE		360.00	B	R	05/31/18
149831	05/09/18	897170	BARTIMOLE, TODD		80.95	B	B	
149832	05/09/18	897171	ASHE, MAKEBA		17.00	B	B	
149833	05/09/18	897172	SCOTT, ANTHONY		15.00	B	B	
149834	05/09/18	897173	PALEY, ROCHELLE		14.95	B	R	05/31/18
149835	05/09/18	897174	HAWK, CAROLYN		12.00	B	B	
149836	05/09/18	897137	WHALEY, DYANN		17.00	B	R	05/31/18
149837	05/09/18	891168	MONTEGRO, LIZ		8.00	B	R	05/31/18
149838	05/09/18	896115	BAILIT, DOUGLAS SUNA		12.00	B	R	05/31/18
149839	05/10/18	1128	ARRINGTON, DARCEL		110.00	W	R	05/31/18
149840	05/10/18	127020	BARKER, REGINALD		40.00	W	W	
149841	05/10/18	126152	BRADD, ANDREA		1,918.08	W	R	05/31/18
149842	05/10/18	891732	BROWN, FRANK S.		55.00	W	R	05/31/18
149843	05/10/18	894209	BRYANT, KEESHA		16.64	W	R	05/31/18
149844	05/10/18	1655	DAVIS, SARAH		84.37	W	W	
149845	05/10/18	125975	DAWKINS, CAROL		40.00	W	R	05/31/18
149846	05/10/18	897129	DOUGLAS, THERESA		10.40	W	W	
149847	05/10/18	891731	EDWARDS, ALFRED		50.00	W	R	05/31/18
149848	05/10/18	896044	FISH, SARAH		71.48	W	W	
149849	05/10/18	895574	FLETCHER, ADAM		220.00	W	R	05/31/18
149850	05/10/18	1909	FREEMAN, LAURIE		5.20	W	R	05/31/18
149851	05/10/18	1959	GESING, TIMOTHY A.		150.40	W	R	05/31/18
149852	05/10/18	1981	GLASIER, ANDREW		139.91	W	R	05/31/18
149853	05/10/18	894560	HARING, MERYL		55.46	W	W	
149854	05/10/18	2253	ILLUMINATING CO.		40,270.33	W	R	05/31/18
149855	05/10/18	127510	JELEN, DONNA		130.77	W	R	05/31/18
149856	05/10/18	894367	KEENER, LAUREN		100.00	W	R	05/31/18
149857	05/10/18	124120	LEVER, JENNIFER		98.40	W	R	05/31/18
149858	05/10/18	127704	MANUEL, RENEE		14.40	W	R	05/31/18
149859	05/10/18	896808	MUGRIDGE, EDWIN		143.56	W	R	05/31/18
149860	05/10/18	128317	MURPHY, NORA		101.58	W	R	05/31/18
149861	05/10/18	894246	PARKS, MAGGIE		157.39	W	R	05/31/18
149862	05/10/18	2999	PASKEWITZ, LENA		75.00	W	W	
149863	05/10/18	895906	POLK, BOB		60.00	W	R	05/31/18
149864	05/10/18	3078	PONCE DE LEON, KIMBERLY		27.00	W	R	05/31/18
149865	05/10/18	896781	RATENO, CHRISTOPHER		216.00	W	R	05/31/18
149866	05/10/18	3171	RATHBONE, JOEL J.		50.00	W	R	05/31/18
149867	05/10/18	894133	SHAW, ELIZABETH		163.60	W	R	05/31/18
149868	05/10/18	3714	VAIL, JENNIFER		115.00	W	R	05/31/18
149869	05/10/18	895573	WADSWORTH, AMY		335.96	W	R	05/31/18
149870	05/10/18	892410	WEBSTER, MARK		110.00	W	R	05/31/18
149871	05/10/18	891575	WILKES, JESSICA		83.53	W	R	05/31/18
149872	05/10/18	1066	WOODARD, JILL		149.15	W	R	05/31/18
149873	05/10/18	895978	ZAHLER, MATT		60.00	W	R	05/31/18
149874	05/11/18	1024	ACADEMY MUSIC		1,733.15	W	W	
149875	05/11/18	127986	AVI FOODSYSTEMS, INC		159,620.00	W	R	05/31/18
149876	05/11/18	1193	BARNES AND NOBLE INC.		2,512.19	W	R	05/31/18
149877	05/11/18	3709	BLICK ART MATERIALS		219.73	W	R	05/31/18
149878	05/11/18	128253	BRECKS PLUMBING SERVICES		500.00	W	R	05/31/18
149879	05/11/18	124706	BRINDZA MCINTYRE & SEED, LLP		50.90	W	R	05/31/18
149880	05/11/18	896461	CERNI MOTORS		246.98	W	R	05/31/18
149881	05/11/18	1747	NAPA AUTO PARTS		73.78	W	R	05/31/18
149882	05/11/18	1309	CHARLES P. BRAMAN & CO., INC		8,925.00	W	R	05/31/18

CHECK	DATE	NUMBER	VENDOR - NAME	AMOUNT	O-STS-C	REC/VD
149883	05/11/18	894192	CITY OF CLEVELAND HEIGHTS	1,170.00	W R	05/31/18
149884	05/11/18	891686	CITY OF SHAKER HEIGHTS	275.00	W R	05/31/18
149885	05/11/18	126827	DELL FINANCIAL SERVICES	85.79	W R	05/31/18
149886	05/11/18	1775	EDUCATIONAL SERVICE CENTER	115,855.00	W R	05/31/18
149887	05/11/18	897063	ESTATE OF ROBIN SNYDER	7,643.08	W W	
149888	05/11/18	1878	FLINN SCIENTIFIC, INC.	46.04	W R	05/31/18
149889	05/11/18	892999	FOLLETT LIBRARY RESOURCES	2,450.92	W R	05/31/18
149890	05/11/18	1932	GALE GROUP	592.00	W R	05/31/18
149891	05/11/18	892303	GEAUGA COUNTY EDUCATIONAL	1,015.00	W R	05/31/18
149892	05/11/18	1974	GINO'S AWARDS INC	824.00	W R	05/31/18
149893	05/11/18	896866	GUICE, NORMA	120.00	W R	05/31/18
149894	05/11/18	896505	H-I TRANSLATING & INTERPRETI	306.00	W R	05/31/18
149895	05/11/18	125581	HANS FREIGHTLINER	470.00	W R	05/31/18
149896	05/11/18	2260	INDEPENDENCE BUSINESS SUPPLY	630.75	W R	05/31/18
149897	05/11/18	893562	RUSH TRUCK CENTER OF	310.65	W R	05/31/18
149898	05/11/18	3026	J.W. PEPPER & SON, INC.	84.62	W R	05/31/18
149899	05/11/18	895159	K12 SCHOOL CONSULTANTS, LLC	68.00	W R	05/31/18
149900	05/11/18	897056	LAKELAND MANAGMENT SYSTEMS I	80,940.00	W R	05/31/18
149901	05/11/18	897159	LEARNING FORWARD OHIO	70.00	W R	05/31/18
149902	05/11/18	2624	MAYFIELD CITY SCHOOL DISTRIC	96,780.64	W R	05/31/18
149903	05/11/18	2774	MYERS EQUIPMENT CORP	246.69	W R	05/31/18
149904	05/11/18	2820	NATIONAL SAFETY COUNCIL	450.00	W R	05/31/18
149905	05/11/18	891651	NATIONAL STUDENT CLEARINGHOU	425.00	W R	05/31/18
149906	05/11/18	893563	NFHS	650.00	W R	05/31/18
149907	05/11/18	2898	OHIO ASSOCIATION OF EMIS	335.00	W W	
149908	05/11/18	893556	OHIO SCHOOL BOARDS ASSOC.	3,700.00	W R	05/31/18
149909	05/11/18	2949	OPENonline	30.00	W R	05/31/18
149910	05/11/18	895771	PIXELATE PHOTOGRAPHY & DESIG	370.00	W R	05/31/18
149911	05/11/18	895396	PORTER HONNET, ELLEN	1,356.99	W R	05/31/18
149912	05/11/18	126683	PRECIOUS CARGO TRANSPOR-	730.00	W R	05/31/18
149913	05/11/18	128440	PROE, JENNIFER	125.00	W R	05/31/18
149914	05/11/18	897135	PS SUPERIOR INC	637.50	W R	05/31/18
149915	05/11/18	3135	PSI	1,875.00	W R	05/31/18
149916	05/11/18	891908	REA & ASSOCIATES INC	1,250.00	W R	05/31/18
149917	05/11/18	893599	Rinderknecht, Luke	5,475.00	W R	05/31/18
149918	05/11/18	894475	ROTARY CLUB OF SHAKER HEIGHT	164.00	W R	05/31/18
149919	05/11/18	126807	RUBE ADLER SPORTS	10,275.00	W R	05/31/18
149920	05/11/18	893036	SARAH CAIN SPANNAGEL, PH.D,	8,000.00	W R	05/31/18
149921	05/11/18	124011	SHAKER HEIGHTS BAND BOOSTERS	300.00	W R	05/31/18
149922	05/11/18	123978	SHAKER HEIGHTS HIGH SCHOOL	165.00	W R	05/31/18
149923	05/11/18	896793	SPARKLE WASH OF	476.00	W R	05/31/18
149924	05/11/18	897121	SPORTABLE SCOREBOARDS	3,304.68	W R	05/31/18
149925	05/11/18	891356	SUBURBAN SCHOOL TRANSPORTATI	30,169.00	W R	05/31/18
149926	05/11/18	128445	THE MEMORY PROJECT	225.00	W R	05/31/18
149927	05/11/18	896717	TORRANCE, RACHEL	8,635.00	W R	05/31/18
149928	05/11/18	892808	TRANSPORTATION ACCESSORIES	150.06	W R	05/31/18
149929	05/11/18	895850	ULTRACAMP	405.45	W R	05/31/18
149930	05/11/18	895928	UNITY SCHOOL BUS PARTS	159.80	W R	05/31/18
149931	05/11/18	893069	Van Auken Akins Architects L	14,406.14	W R	05/31/18
149932	05/11/18	3752	VINCENT LIGHTING SYSTEMS	291.85	W R	05/31/18
149933	05/11/18	895773	BURRELL, LEWIS III	775.00	W R	05/31/18
149934	05/11/18	891631	WILLO TRANSPORTATION	499.00	W R	05/31/18
149935	05/14/18	897179	Security Benefits	3,468.70	W W	
149936	05/15/18	126815	ARDO, ANDREW	55.00	W R	05/31/18
149937	05/15/18	1128	ARRINGTON, DARCEL	125.00	W R	05/31/18
149938	05/15/18	895781	BAINES, LATASHA	2,460.46	W R	05/31/18

CHECK	DATE	NUMBER	VENDOR	NAME	AMOUNT	O-STS	C	REC/VD
149939	05/15/18	892294		BASS III, LARRY	115.00	W	R	05/31/18
149940	05/15/18	895020		BOWMAN, GARY	60.00	W	R	05/31/18
149941	05/15/18	891732		BROWN, FRANK S.	55.00	W	R	05/31/18
149942	05/15/18	896550		CARTELLONE, JOHN	60.00	W	R	05/31/18
149943	05/15/18	125975		DAWKINS, CAROL	160.00	W	R	05/31/18
149944	05/15/18	895885		DEE, TOM	60.00	W	R	05/31/18
149945	05/15/18	1672		DELROSARIO, ROGER	115.00	W	R	05/31/18
149946	05/15/18	895950		EAST, PATRICK	60.00	W	R	05/31/18
149947	05/15/18	1949		GARRISON, DARLENE	57.00	W	R	05/31/18
149948	05/15/18	125935		GRZYBOWSKI, JEFFREY	50.00	W	R	05/31/18
149949	05/15/18	892253		HARDEN, JAMIE	38.00	W	R	05/31/18
149950	05/15/18	894725		HARRISON, TERRI	13.40	W	R	05/31/18
149951	05/15/18	895123		HOLESOVSKY, JIM	282.60	W	R	05/31/18
149952	05/15/18	2253		ILLUMINATING CO.	3,527.03	W	R	05/31/18
149953	05/15/18	891236		INGRAM, DEBRA	2,110.37	W	R	05/31/18
149954	05/15/18	895232		JONES, BROCK	65.00	W	R	05/31/18
149955	05/15/18	897182		JOSEPH, GEORGE	55.00	W	R	05/31/18
149956	05/15/18	896824		KIMMEL, ELIZABETH	106.40	W	W	
149957	05/15/18	894168		MAGURA, ANDRIY	2,039.87	W	R	05/31/18
149958	05/15/18	2568		MAKOHUS, MICHAEL	55.00	W	R	05/31/18
149959	05/15/18	2649		McINTYRE, HUBERT JR.	906.98	W	R	05/31/18
149960	05/15/18	894988		MORGAN, LAVONNE	2,028.04	W	R	05/31/18
149961	05/15/18	894746		NAGY, MIKE	60.00	W	R	05/31/18
149962	05/15/18	128511		NARINSKY, AUDREY	50.00	W	R	05/31/18
149963	05/15/18	897181		NATHAL, MIKE	55.00	W	W	
149964	05/15/18	895979		PARKER, RAY	60.00	W	R	05/31/18
149965	05/15/18	896549		PATTERSON, ALVIN	60.00	W	R	05/31/18
149966	05/15/18	896562		RUDOLPH, VINCENT	55.00	W	R	05/31/18
149967	05/15/18	895952		SALINAS, DAVID	55.00	W	W	
149968	05/15/18	3443		SMITH, OUIMET	28.00	W	R	05/31/18
149969	05/15/18	895887		STONE, MARC	60.00	W	R	05/31/18
149970	05/15/18	896836		TAYLOR, ASHLEY L.	621.94	W	R	05/31/18
149971	05/15/18	895035		THOMAS, RUSSELL	50.00	W	R	05/31/18
149972	05/15/18	125349		TONEY, JAMES	50.00	W	R	05/31/18
149973	05/17/18	895064		411 UNLIMITED LLC	23,046.01	W	R	05/31/18
149974	05/17/18	1040		ADLER TEAM SPORTS	13,036.35	W	R	05/31/18
149975	05/17/18	894091		ADVANCE DIGITAL INC	1,081.60	W	R	05/31/18
149976	05/17/18	896067		ADVANCED MECHANICAL CONTRACT	4,427.00	W	R	05/31/18
149977	05/17/18	896214		ALCO-CHEM, INC	681.50	W	R	05/31/18
149978	05/17/18	127986		AVI FOODSYSTEMS, INC	1,498.50	W	R	05/31/18
149979	05/17/18	1182		BAKER VEHICLE SYSTEM	7,447.56	W	R	05/31/18
149980	05/17/18	895202		BALLOON CREW INC.	556.88	W	R	05/31/18
149981	05/17/18	1193		BARNES AND NOBLE INC.	40.74	W	R	05/31/18
149982	05/17/18	895345		CARDINAL BUS SALES	765.08	W	R	05/31/18
149983	05/17/18	894963		CINTAS	768.45	W	R	05/31/18
149984	05/17/18	891911		CITY OF SHAKER HEIGHTS	2,047.72	W	R	05/31/18
149985	05/17/18	896548		CLEAN HARBORS ENVIRONMENTAL	2,346.80	W	R	05/31/18
149986	05/17/18	1508		CLEVELAND MUSEUM OF NATURAL	1,330.00	W	R	05/31/18
149987	05/17/18	895936		COMFORT SYSTEMS USA (OHIO) I	3,987.00	W	R	05/31/18
149988	05/17/18	894416		DAWNCHEM, INC.	84.76	W	R	05/31/18
149989	05/17/18	896256		DE LA ROSA, DIANA	360.00	W	R	05/31/18
149990	05/17/18	895867		EAST COAST CUSTARD	400.00	W	W	
149991	05/17/18	1775		EDUCATIONAL SERVICE CENTER	48,112.86	W	R	05/31/18
149992	05/17/18	1806		ENVIROCHEMICAL, INC.	4,148.29	W	R	05/31/18
149993	05/17/18	897074		EQUIUS GROUP, LLC	4,000.00	W	R	05/31/18
149994	05/17/18	891863		FASTENAL	14.59	W	R	05/31/18

CHECK	DATE	NUMBER	VENDOR	NAME	AMOUNT	O-STS	C	REC/VD
149995	05/17/18	895966		FIRST AID CORP.	201.62	W	R	05/31/18
149996	05/17/18	895891		FRANKLIN, JOHN	400.00	W	R	05/31/18
149997	05/17/18	1974		GINO'S AWARDS INC	400.50	W	R	05/31/18
149998	05/17/18	124615		HEPNER AIR FILTER SERVICE, I	914.05	W	R	05/31/18
149999	05/17/18	124698		HOGAN TRANSPORTATION	82,528.00	W	R	05/31/18
150000	05/17/18	2260		INDEPENDENCE BUSINESS SUPPLY	5,039.20	W	R	05/31/18
150001	05/17/18	893562		RUSH TRUCK CENTER OF	2,031.98	W	R	05/31/18
150002	05/17/18	897160		JOHN ADAMS HIGH SCHOOL	2,500.00	W	R	05/31/18
150003	05/17/18	126025		JOHNSTONE SUPPLY	185.36	W	R	05/31/18
150004	05/17/18	125072		JOSHEN PAPER OF CLEVELAND	1,351.95	W	R	05/31/18
150005	05/17/18	895738		KEELER & ASSOCIATES	893.00	W	R	05/31/18
150006	05/17/18	896765		KIDSLINK SCHOOL, LLC	9,733.33	W	R	05/31/18
150007	05/17/18	2450		LAKE METROPARKS	325.00	W	R	05/31/18
150008	05/17/18	2451		LAKEFRONT LINES	2,100.00	W	R	05/31/18
150009	05/17/18	2459		LANDI, SUSAN	150.00	W	W	
150010	05/17/18	895828		LAURITSEN, KIMBERLY SUE	2,100.00	W	W	
150011	05/17/18	124616		H. LEFF ELECTRIC CO.	696.00	W	R	05/31/18
150012	05/17/18	894968		LYKINS OIL CO.	19,400.58	W	R	05/31/18
150013	05/17/18	124674		MARS ELECTRIC	1,271.43	W	R	05/31/18
150014	05/17/18	895337		MCKEON EDUCATION GROUP	825.00	W	W	
150015	05/17/18	124617		MIDLAND HARDWARE	508.98	W	R	05/31/18
150016	05/17/18	2827		NATURE CENTER AT	12,943.34	W	R	05/31/18
150017	05/17/18	895214		NOTRE DAME COLLEGE	321.06	W	R	05/31/18
150018	05/17/18	124619		O.P. AQUATICS	836.70	W	R	05/31/18
150019	05/17/18	894338		OHIO ETHICS COMMISSION	90.00	W	R	05/31/18
150020	05/17/18	894319		OHIO LEADERSHIP INSTITUTE	150.00	W	W	
150021	05/17/18	893556		OHIO SCHOOL BOARDS ASSOC.	9,600.00	W	R	05/31/18
150022	05/17/18	126914		OMNI CHEER	844.67	W	R	05/31/18
150023	05/17/18	1814		CP-DBS, LLC	1,197.50	W	R	05/31/18
150024	05/17/18	896802		CITIZEN X (PENOHIO)	2,240.00	W	R	05/31/18
150025	05/17/18	124023		PIONEER MANUFACTURING CO.	2,008.94	W	R	05/31/18
150026	05/17/18	893892		PPC LUBRICANTS	1,318.60	W	R	05/31/18
150027	05/17/18	126683		PRECIOUS CARGO TRANSPOR-	2,435.00	W	R	05/31/18
150028	05/17/18	3197		RENT-A-BUS	1,700.00	W	R	05/31/18
150029	05/17/18	895347		REPUBLIC SERVICES #224	276.70	W	R	05/31/18
150030	05/17/18	896863		SAMUELS, HENRY	200.00	W	R	05/31/18
150031	05/17/18	3313		SCHINDLER ELEVATOR CORP.	1,236.59	W	R	05/31/18
150032	05/17/18	126821		SHERWIN WILLIAMS	100.54	W	R	05/31/18
150033	05/17/18	126315		AMICO LLC	394.27	W	R	05/31/18
150034	05/17/18	896793		SPARKLE WASH OF	463.00	W	R	05/31/18
150035	05/17/18	124778		SupplyWorks	927.25	W	R	05/31/18
150036	05/17/18	127079		TOTAL LINE REFRIGERATION	168.00	W	R	05/31/18
150037	05/17/18	2901		OHIO BUREAU OF CRIMINAL	1,564.00	W	R	05/31/18
150038	05/17/18	897180		OHIO EPA	200.00	W	R	05/31/18
150039	05/17/18	3660		TRUCKPRO INC	198.05	W	R	05/31/18
150040	05/17/18	895928		UNITY SCHOOL BUS PARTS	587.50	W	R	05/31/18
150041	05/17/18	895773		BURRELL, LEWIS III	300.00	W	R	05/31/18
150042	05/17/18	897103		WARKA WATER INC	150.00	W	W	
150043	05/17/18	891631		WILLO TRANSPORTATION	8,166.00	W	R	05/31/18
150044	05/17/18	124623		WOODHILL SUPPLY	268.49	W	R	05/31/18
150045	05/18/18	895913		T&J FRESH MEX, LTD	1,000.00	W	R	05/31/18
150046	05/18/18	896763		BEAUMONT, RYAN	88.56	W	R	05/31/18
150047	05/18/18	892907		BORIS, LAURA	81.08	W	R	05/31/18
150048	05/18/18	1431		CATALANO, MILLY	218.70	W	W	
150049	05/18/18	896468		FRY, PAUL	76.40	W	W	
150050	05/18/18	891215		HANNAH, AMY	57.00	W	W	

CHECK	DATE	NUMBER	VENDOR - NAME	AMOUNT	O-STS	C	REC/VD
150051	05/18/18	2162	HERBRUCK, ERIN	115.20	W	W	
150052	05/18/18	897069	HILL, SHARITA	63.30	W	R	05/31/18
150053	05/18/18	895770	KARENKE, MIKE	90.40	W	W	
150054	05/18/18	2575	MANNING, KATHRYN	259.09	W	W	
150055	05/18/18	127593	O'LEARY-STARK, MARIE	10.40	W	W	
150056	05/18/18	894820	RIZZO, JOHN	172.00	W	W	
150057	05/18/18	893894	ROOPE, KRISTEN	17.28	W	R	05/31/18
150058	05/18/18	124119	ROY, PIYA	145.93	W	R	05/31/18
150059	05/18/18	123592	SCHMIDT, JAMES	50.00	W	R	05/31/18
150060	05/18/18	892533	SLOVIKOVSKI, KAREN	163.00	W	W	
150061	05/18/18	894876	WILKINS, STEPHEN	116.00	W	W	
150062	05/18/18	125241	WILLIS, EILEEN	151.58	W	W	
150063	05/18/18	896167	ZUZIK, EVAN	973.32	W	R	05/31/18
150064	05/18/18	895320	ROTH, STEVEN & JOY	45.00	B	R	05/31/18
150065	05/18/18	897188	BATTLE, TYWANNA	25.00	B	B	
150066	05/18/18	896961	SHAKER HTS PTO-AFTER PROM	4,605.00	B	R	05/31/18
150067	05/18/18	893774	WOODBURY PTO	2,810.64	B	B	
150068	05/18/18	897187	FLOYD, KATHRYN	200.00	B	B	
150069	05/18/18	897186	ARRINGTON, TONYA	130.00	B	R	05/31/18
150070	05/18/18	891953	MODLIN, SHERYL	25.40	B	B	
150071	05/23/18	896491	LEGAL SHIELD	681.20	W	W	
150072	05/24/18	1016	AKE LABORATORY, INC.	400.40	W	W	
150073	05/24/18	896214	ALCO-CHEM, INC	895.50	W	W	
150074	05/24/18	897151	ATHA GROUP INC	1,600.00	W	W	
150075	05/24/18	897152	AVANT ASSESSMENT LLC	745.00	W	W	
150076	05/24/18	895918	BADR, HANAN	480.00	W	W	
150077	05/24/18	895977	BAILEY, BRIDGET A.	156.00	W	W	
150078	05/24/18	1193	BARNES AND NOBLE INC.	13.59	W	W	
150079	05/24/18	1212	BEACHWOOD BOARD OF EDUC.	200.00	W	W	
150080	05/24/18	3709	BLICK ART MATERIALS	192.21	W	W	
150081	05/24/18	124046	CAROLINA BIOLOGICAL SUPPLY C	67.41	W	W	
150082	05/24/18	1430	CASTLE GLASS INC	200.50	W	W	
150083	05/24/18	896595	CENTER FOR THE COLLABORATIVE	2,353.32	W	W	
150084	05/24/18	896461	CERNI MOTORS	1,614.79	W	W	
150085	05/24/18	1747	NAPA AUTO PARTS	932.49	W	R	05/31/18
150086	05/24/18	894963	CINTAS	256.15	W	R	05/31/18
150087	05/24/18	1508	CLEVELAND MUSEUM OF NATURAL	406.00	W	W	
150088	05/24/18	896786	CLEVELAND PLAY HOUSE	1,500.00	W	R	05/31/18
150089	05/24/18	123852	CONNECT	26,545.13	W	W	
150090	05/24/18	126327	COPY KING	1,000.00	W	R	05/31/18
150091	05/24/18	895671	CUYAHOGA COMMUNITY COLLEGE	1,270.05	W	R	05/31/18
150092	05/24/18	894416	DAWNCHEM, INC.	113.16	W	R	05/31/18
150093	05/24/18	896256	DE LA ROSA, DIANA	60.00	W	W	
150094	05/24/18	1739	EA GROUP	1,460.00	W	R	05/31/18
150095	05/24/18	1806	ENVIROCHEMICAL, INC.	1,355.00	W	R	05/31/18
150096	05/24/18	893359	FASTSIGNS LYNDHURST	81.00	W	R	05/31/18
150097	05/24/18	1845	FEDERAL EXPRESS CORP	587.07	W	R	05/31/18
150098	05/24/18	892999	FOLLETT LIBRARY RESOURCES	662.24	W	W	
150099	05/24/18	894145	GARDA WORLD	107.49	W	R	05/31/18
150100	05/24/18	1942	GARDINER SERVICE COMPANY	7,668.00	W	R	05/31/18
150101	05/24/18	892303	GEAUGA COUNTY EDUCATIONAL	4,290.43	W	R	05/31/18
150102	05/24/18	895112	GOODYEAR COMMERCIAL TIRE & S	731.24	W	R	05/31/18
150103	05/24/18	892841	GUARANTEED ROOFING AND	3,459.00	W	R	05/31/18
150104	05/24/18	124611	GUARDIAN ALARM CO.	135.00	W	R	05/31/18
150105	05/24/18	896866	GUICE, NORMA	60.00	W	R	05/31/18
150106	05/24/18	125581	HANS FREIGHTLINER	1,583.84	W	R	05/31/18

CHECK	DATE	NUMBER	VENDOR - NAME	AMOUNT	O-STS	C	REC/VD
150107	05/24/18	2142	HEALTHCARE PROCESS CONSULTIN	6,250.00	W	W	
150108	05/24/18	2190	HOBAN SERVICES, INC.	1,850.00	W	R	05/31/18
150109	05/24/18	896320	HUMMINGBIRD GRAPHICS LLC	1,323.00	W	W	
150110	05/24/18	2260	INDEPENDENCE BUSINESS SUPPLY	997.68	W	R	05/31/18
150111	05/24/18	125072	JOSHEN PAPER OF CLEVELAND	6,855.90	W	R	05/31/18
150112	05/24/18	127896	JOSTENS INC.	1,793.79	W	R	05/31/18
150113	05/24/18	894986	JOSTENS	4,055.42	W	W	
150114	05/24/18	896272	KAYEMBOE, CHANDRASEKARA	60.00	W	W	
150115	05/24/18	896526	KK ALLIANCE CORPORATION	358.50	W	W	
150116	05/24/18	896517	KOZAK, TERESA	360.00	W	R	05/31/18
150117	05/24/18	2451	LAKEFRONT LINES	3,140.00	W	R	05/31/18
150118	05/24/18	124616	H. LEFF ELECTRIC CO.	873.65	W	R	05/31/18
150119	05/24/18	124822	LIBERTY FORD	2,591.95	W	R	05/31/18
150120	05/24/18	893859	MATCO TOOLS	1,668.95	W	W	
150121	05/24/18	895376	MERITECH	150.00	W	R	05/31/18
150122	05/24/18	124617	MIDLAND HARDWARE	713.37	W	R	05/31/18
150123	05/24/18	893144	MUSIC IN MOTION	184.08	W	W	
150124	05/24/18	891298	NORTH COAST TUTORING SERVICE	19,855.32	W	W	
150125	05/24/18	124619	O.P. AQUATICS	617.31	W	R	05/31/18
150126	05/24/18	2976	P.M. GRAPHICS INC.	4,073.91	W	R	05/31/18
150127	05/24/18	1814	CP-DBS, LLC	13,947.00	W	R	05/31/18
150128	05/24/18	125470	PEARSON EDUCATION	434.86	W	W	
150129	05/24/18	126549	PEARSON CLINICAL ASSESSMENTS	5,303.20	W	R	05/31/18
150130	05/24/18	895771	PIXELATE PHOTOGRAPHY & DESIG	350.00	W	R	05/31/18
150131	05/24/18	126683	PRECIOUS CARGO TRANSPOR-	1,320.00	W	W	
150132	05/24/18	126170	ProEventPhoto	5,792.50	W	R	05/31/18
150133	05/24/18	896337	RE-EDUCATION SERVICES, INC.	4,096.00	W	R	05/31/18
150134	05/24/18	895895	RONALD E ALEXANDER	644.70	W	W	
150135	05/24/18	896756	SB INSULATION	4,960.00	W	R	05/31/18
150136	05/24/18	3308	SCANTRON CORPORATION	21.36	W	R	05/31/18
150137	05/24/18	897161	SENSICAL, INC.	8,045.25	W	R	05/31/18
150138	05/24/18	128352	Shaker Heights High School P	100.00	W	R	05/31/18
150139	05/24/18	126315	AMICO LLC	76.23	W	R	05/31/18
150140	05/24/18	891356	SUBURBAN SCHOOL TRANSPORTATI	27,456.00	W	R	05/31/18
150141	05/24/18	3588	TERMINAL SUPPLY CO.	229.43	W	R	05/31/18
150142	05/24/18	891147	TEXTBOOK WAREHOUSE, LLC	747.10	W	R	05/31/18
150143	05/24/18	892808	TRANSPORTATION ACCESSORIES	271.60	W	R	05/31/18
150144	05/24/18	896783	UNITED RENTALS, INC.	554.62	W	R	05/31/18
150145	05/24/18	3752	VINCENT LIGHTING SYSTEMS	248.97	W	R	05/31/18
150146	05/24/18	895773	BURRELL, LEWIS III	225.00	W	R	05/31/18
150147	05/24/18	3823	WESTERN RESERVE HISTORICAL	144.00	W	R	05/31/18
150148	05/31/18	895062	AILIFF, CASEY	215.60	W	W	
150149	05/31/18	895781	BAINES, LATASHA	2,227.71	W	W	
150150	05/31/18	127020	BARKER, REGINALD	120.00	W	W	
150151	05/31/18	127632	BERRY, GEORGE L.	165.00	W	W	
150152	05/31/18	124947	BISHKO, A. JEREMY	27.96	W	W	
150153	05/31/18	893190	BONNER, SHAUNNA	434.44	W	W	
150154	05/31/18	895020	BOWMAN, GARY	120.00	W	W	
150155	05/31/18	892186	CHMIELEWSKI, MICHAEL	55.00	W	W	
150156	05/31/18	896063	CINTRON, MIKE	55.00	W	W	
150157	05/31/18	892817	COLLINS, ROBERT J	150.00	W	W	
150158	05/31/18	125975	DAWKINS, CAROL	120.00	W	W	
150159	05/31/18	896574	DEEN, JACKIE	55.00	W	W	
150160	05/31/18	893321	DENISH, STEVEN	50.00	W	W	
150161	05/31/18	893090	DUNKER, MARC	110.00	W	W	
150162	05/31/18	894907	FOGERTY, AMY	203.00	W	W	

CHECK	DATE	NUMBER	VENDOR - NAME	AMOUNT	O-STS	C	REC/VD
150163	05/31/18	895953	FOSCHIA, ANTHONY	60.00	W	W	
150164	05/31/18	895213	FREEMAN, CARINA	143.00	W	W	
150165	05/31/18	125405	GLAZER, BRADLEY	50.00	W	W	
150166	05/31/18	895409	GOBLE, DENISE	20.80	W	W	
150167	05/31/18	895740	GREEN, TIM	55.00	W	W	
150168	05/31/18	896767	HAFFKE, LOUISE	56.60	W	W	
150169	05/31/18	897211	HASLAM, TERRY	50.00	W	W	
150170	05/31/18	897141	HILLKIRK, TIMOTHY	60.00	W	W	
150171	05/31/18	891236	INGRAM, DEBRA	1,621.32	W	W	
150172	05/31/18	894493	JACKSON, DANIEL	50.00	W	W	
150173	05/31/18	895884	JAKUBOWSKI, PAUL	120.00	W	W	
150174	05/31/18	897182	JOSEPH, GEORGE	55.00	W	W	
150175	05/31/18	891049	KING, LARRY	55.00	W	W	
150176	05/31/18	897139	KRAFT, FRANK	55.00	W	W	
150177	05/31/18	895889	KULKA, DAVID	120.00	W	W	
150178	05/31/18	125856	LEACH, MELRAN	100.00	W	W	
150179	05/31/18	126723	LI, LULING	241.37	W	W	
150180	05/31/18	895836	LI, PEGGY	183.81	W	W	
150181	05/31/18	892432	MARKO, JOSEPH	105.00	W	W	
150182	05/31/18	896232	MCCANN, JEFF	110.00	W	W	
150183	05/31/18	891582	MCDONOUGH, MICHAEL	370.00	W	W	
150184	05/31/18	897138	NAGY, ANTHONY	60.00	W	W	
150185	05/31/18	894746	NAGY, MIKE	60.00	W	W	
150186	05/31/18	897142	NELSON, DANNY	55.00	W	W	
150187	05/31/18	893254	PAINE, ADRIENNE	34.80	W	W	
150188	05/31/18	896567	RAMOS, EVELIO (BILL)	165.00	W	W	
150189	05/31/18	893761	RANSOM, JONATHAN	55.00	W	W	
150190	05/31/18	893894	ROOPE, KRISTEN	10.40	W	W	
150191	05/31/18	123931	SADOWSKY, EILEEN	181.40	W	W	
150192	05/31/18	123592	SCHMIDT, JAMES	275.00	W	W	
150193	05/31/18	892533	SLOVIKOVSKI, KAREN	86.20	W	W	
150194	05/31/18	893984	SMITH, ERIKA	50.00	W	W	
150195	05/31/18	895163	TANG, ZHENG	48.00	W	W	
150196	05/31/18	897210	TARNOWSKI, JON	55.00	W	W	
150197	05/31/18	896835	TATE, ANGELACA M.	406.80	W	W	
150198	05/31/18	896836	TAYLOR, ASHLEY L.	668.90	W	W	
150199	05/31/18	3793	WATKINS, ANTHONY	900.00	W	R	05/31/18
150200	05/31/18	896935	ZHANG, NAN	105.00	W	W	
150201	05/31/18	897195	ALI, BRIANNA	1,100.00	W	W	
150202	05/31/18	897196	AMOLSCH, MOLLY	550.00	W	W	
150203	05/31/18	897197	BAER, HAYDEN	1,100.00	W	W	
150204	05/31/18	896652	BARKSDALE JR, ERICK	550.00	W	W	
150205	05/31/18	897198	BASTON, DANIELLE	1,100.00	W	W	
150206	05/31/18	897199	BRAUN, REBECCA	1,100.00	W	W	
150207	05/31/18	896630	BUCELLO, NICHOLAS	1,100.00	W	W	
150208	05/31/18	897200	BURNHAM, AUSTIN	1,100.00	W	W	
150209	05/31/18	897201	CASENHISER, CAMERON	1,100.00	W	W	
150210	05/31/18	896632	COSIC, MARIJA	1,100.00	W	W	
150211	05/31/18	896634	DURDAK, HALLE	1,100.00	W	W	
150212	05/31/18	896635	ELSESER, SAM	1,100.00	W	W	
150213	05/31/18	895311	GARSON, NOAH	1,100.00	W	W	
150214	05/31/18	897202	GEORGE, JONATHAN	1,100.00	W	W	
150215	05/31/18	897203	HOLTHUSEN, STUART	550.00	W	W	
150216	05/31/18	897204	HUG, KATELYNN	1,100.00	W	W	
150217	05/31/18	897205	JONES, MATTHEW	1,100.00	W	W	
150218	05/31/18	897194	LAIRD, ZACHARY	550.00	W	W	

CHECK	DATE	NUMBER	VENDOR - NAME	AMOUNT	O-STS	C REC/VD
150219	05/31/18	896640	LASKY, DANIELLE	1,100.00	W	W
150220	05/31/18	896028	MAKSIMAVA, KARALINA	1,100.00	W	W
150221	05/31/18	894988	MORGAN, LAVONNE	2,033.39	W	W
150222	05/31/18	897206	ROSIAK, JASMINE	1,100.00	W	W
150223	05/31/18	897213	STEWART, HANNAH	1,100.00	W	W
150224	05/31/18	897208	VITALE, NATHAN	1,100.00	W	W
150225	05/31/18	897209	WATERS, EILISH	1,100.00	W	W
150226	05/31/18	896030	WOHLWEND, CALEB	1,100.00	W	W
150227	05/31/18	896018	WOOD, CASSANDRA	1,100.00	W	W
150228	05/31/18	1024	ACADEMY MUSIC	110.00	W	W
150229	05/31/18	894091	ADVANCE DIGITAL INC	515.84	W	W
150230	05/31/18	3806	Airgas USA, LLC	68.29	W	W
150231	05/31/18	895918	BADR, HANAN	180.00	W	W
150232	05/31/18	3709	BLICK ART MATERIALS	289.56	W	W
150233	05/31/18	896910	CARNEY, ELIZABETH	800.00	W	W
150234	05/31/18	1375	CDW GOVERNMENT, INC.	4,882.80	W	W
150235	05/31/18	894963	CINTAS	512.30	W	W
150236	05/31/18	126827	DELL FINANCIAL SERVICES	782.91	W	W
150237	05/31/18	123741	DEMCO, INC.	1,758.71	W	W
150238	05/31/18	895398	EdTechTeam, Inc.	4,000.00	W	W
150239	05/31/18	1775	EDUCATIONAL SERVICE CENTER	62,804.82	W	W
150240	05/31/18	892999	FOLLETT LIBRARY RESOURCES	1,037.60	W	W
150241	05/31/18	1942	GARDINER SERVICE COMPANY	223.00	W	W
150242	05/31/18	127909	GUTENBERG INC	680.62	W	W
150243	05/31/18	894146	J. C. SHERMAN	800.00	W	W
150244	05/31/18	3026	J.W. PEPPER & SON, INC.	41.99	W	W
150245	05/31/18	896517	KOZAK, TERESA	180.00	W	W
150246	05/31/18	2546	LUCK’S MUSIC LIBRARY	410.83	W	W
150247	05/31/18	895376	MERITECH	150.00	W	W
150248	05/31/18	895755	O’REILLY AUTO ENTERPRISES LL	16.66	W	W
150249	05/31/18	126914	OMNI CHEER	23.25	W	W
150250	05/31/18	126315	AMICO LLC	24.45	W	W
150251	05/31/18	3484	SQUIRE PATTON BOGGS, LLP	6,534.00	W	W
150252	05/31/18	896992	STEVENS, LEAH	800.00	W	W
150253	05/31/18	893905	TIERNEY BROTHERS, INC	1,886.32	W	W
150254	05/31/18	897058	OHIO DEPARTMENT OF HEALTH	80.00	W	W
150255	05/31/18	895850	ULTRACAMP	2,214.53	W	W
150256	05/31/18	123724	VARSITY SPIRIT FASHIONS	3,581.20	W	W
150257	05/31/18	896518	WANG, CAIXIANG	180.00	W	W
150258	05/31/18	893794	WAYFAIR SUPPLY	443.96	W	W
150259	05/31/18	2087	HALE FARM AND VILLAGE	480.00	W	W
150260	05/31/18	124774	WILLIAM V. MacGILL & CO.	70.50	W	W
150261	05/31/18	897217	HERRING, DAJUAN	20.00	B	B
150262	05/31/18	2078	HMA PROMOTIONS	65.00	B	B
150263	05/31/18	894695	COWAN, KIM	6.65	B	B
150264	05/31/18	897218	LENINGTON, LILY	20.00	B	B
150265	05/31/18	892874	STAGER, RICHARD AND PEGGY	8.50	B	B
150266	05/31/18	892795	Lomond PTO	1,737.60	B	B
150267	05/31/18	896328	VAHEY, LISA	125.00	B	B
150268	05/31/18	894867	SHIN, JAMES	80.95	B	B
150269	05/31/18	897219	NAPOLI, JEAN	43.15	B	B
150270	05/31/18	897220	WASHINGTON, AISHA	10.00	B	B
150271	05/31/18	897221	TORAIN, LATREESE & OMAR	10.00	B	B
150272	05/31/18	897222	BUFORD, ALAN	20.00	B	B
150273	05/31/18	897223	WALKER, VALERIA	10.00	B	B
150274	05/31/18	897224	SMITH, OUIMET & YVETTE	10.00	B	B

CHECK	DATE	NUMBER	VENDOR	NAME	AMOUNT	O-STS	C REC/VD
150275	05/31/18	897225		MILLER, INGRID	10.00	B	B
150276	05/31/18	897226		JAMES, RANIELLE	10.00	B	B
150277	05/31/18	896098		FLETCHER, PAMELA	10.00	B	B
150278	05/31/18	897227		CHAVIS-FUSSELL, AMANDA	80.00	B	B
150279	05/31/18	897228		JARRELL, LISA	80.00	B	B
150280	05/31/18	897229		GLASSER, MEIHLA	53.98	B	B
150281	05/31/18	897230		ROBERTSON, KELLY	19.00	B	B
150282	05/31/18	895626		ARONOFF, MICHAEL & JULIE	13.95	B	B
150283	05/31/18	895027		GOINS, GEORGE	9.99	B	B
150284	05/31/18	893575		UNGAR-SHAFRON, EDIE	16.00	B	B
150285	05/31/18	1710		DOMINION EAST OHIO	8,785.23	W	W
938699	05/10/18	902855		AMERICAN EXPRESS	5,055.16	M	M
938700	05/10/18	902855		AMERICAN EXPRESS	1,734.34	M	M
938701	05/10/18	902855		AMERICAN EXPRESS	550.75	M	M
938702	05/10/18	902855		AMERICAN EXPRESS	1,594.28	M	M
938703	05/10/18	902855		AMERICAN EXPRESS	674.22	M	M
938704	05/10/18	902855		AMERICAN EXPRESS	219.72	M	M
938705	05/10/18	902855		AMERICAN EXPRESS	452.26	M	M
938706	05/10/18	902855		AMERICAN EXPRESS	990.85	M	M
938707	05/10/18	902855		AMERICAN EXPRESS	103.88	M	M
938708	05/10/18	902855		AMERICAN EXPRESS	11,316.88	M	M
938709	05/10/18	902798		PNC BANK	1,661.22	M	M
938710	05/10/18	902855		AMERICAN EXPRESS	239.83	M	M
938711	05/10/18	902855		AMERICAN EXPRESS	592.21	M	M
938712	05/10/18	902855		AMERICAN EXPRESS	7,604.66	M	M
938713	05/10/18	902855		AMERICAN EXPRESS	1,267.26	M	M
938714	05/10/18	902855		AMERICAN EXPRESS	387.53	M	M
938715	05/10/18	902855		AMERICAN EXPRESS	925.21	M	M
938716	05/10/18	902855		AMERICAN EXPRESS	1,190.60	M	M
938717	05/10/18	902855		AMERICAN EXPRESS	2,041.08	M	M
938718	05/10/18	902855		AMERICAN EXPRESS	871.07	M	M
938719	05/10/18	902855		AMERICAN EXPRESS	737.30	M	M
938720	05/10/18	902855		AMERICAN EXPRESS	19.00	M	M
938721	05/10/18	902855		AMERICAN EXPRESS	48.98	M	M
938722	05/10/18	902855		AMERICAN EXPRESS	1,117.83	M	M
938723	05/10/18	902855		AMERICAN EXPRESS	2,446.80	M	M
938724	05/10/18	902855		AMERICAN EXPRESS	2,071.72	M	M
938725	05/10/18	902855		AMERICAN EXPRESS	18.33	M	M
938726	05/10/18	902855		AMERICAN EXPRESS	31.88	M	M
938727	05/10/18	902855		AMERICAN EXPRESS	882.76	M	M
938728	05/10/18	902855		AMERICAN EXPRESS	1,388.53	M	M
938729	05/09/18	905033		JOURNAL ENTRY KA	95,000.00	T	T
938730	05/10/18	902855		AMERICAN EXPRESS	924.57	M	M
938731	05/10/18	902855		AMERICAN EXPRESS	1,384.72	M	M
938732	05/10/18	902855		AMERICAN EXPRESS	513.25	M	M
938733	05/10/18	902855		AMERICAN EXPRESS	1,691.74	M	M
938734	05/10/18	902855		AMERICAN EXPRESS	89.30	M	M
938735	05/10/18	902855		AMERICAN EXPRESS	23.46	M	M
938736	05/10/18	902855		AMERICAN EXPRESS	301.89	M	M
938737	05/10/18	902855		AMERICAN EXPRESS	560.67	M	M
938738	05/16/18	900003		STATE TEACHERS RETIREMENT	518,606.98	M	M
938739	05/16/18	900004		SCHOOL EMPLOYEE RETIREMENT	235,453.43	M	M
938740	05/16/18	900903		SHCSD ANTHEM LIFE	5,168.36	M	M
938741	05/16/18	902799		HNB MEDICARE	65,821.09	M	M
938742	05/16/18	903372		SHCSD PRESCRIPTION	152,717.78	M	M
938743	05/16/18	903373		SHCSD MEDICAL	625,785.67	M	M

CHECK	DATE	NUMBER	VENDOR	NAME	AMOUNT	O-STS	C REC/VD
938744	05/16/18	903374		SHCSD DENTAL	53,614.37	M	M
938745	05/16/18	999995		BUREAU OF WORKERS'	35,943.48	M	M
938784	05/10/18	902855		AMERICAN EXPRESS	4,500.70	M	M
938785	05/10/18	902855		AMERICAN EXPRESS	280.94	M	M
938786	05/10/18	902855		AMERICAN EXPRESS	25.77	M	M
938787	05/10/18	902855		AMERICAN EXPRESS	1,008.34	M	M
938788	05/10/18	902855		AMERICAN EXPRESS	2,984.91	M	M
938789	05/10/18	902855		AMERICAN EXPRESS	28.05	M	M
938790	05/10/18	902855		AMERICAN EXPRESS	595.15	M	M
938791	05/10/18	902855		AMERICAN EXPRESS	160.19	M	M
938792	05/10/18	902855		AMERICAN EXPRESS	768.74	M	M
938793	05/10/18	902798		PNC BANK	2,724.12	M	M
938794	05/10/18	902855		AMERICAN EXPRESS	33,693.44	M	M
938795	05/10/18	902855		AMERICAN EXPRESS	1,302.42	M	M
938796	05/10/18	902855		AMERICAN EXPRESS	74.67	M	M
938797	05/10/18	902855		AMERICAN EXPRESS	3,546.55	M	M
938798	05/10/18	902855		AMERICAN EXPRESS	266.30	M	M
938799	05/10/18	902855		AMERICAN EXPRESS	554.54	M	M
938800	05/14/18	999902		VERIZON	4,669.02	M	M
938801	05/14/18	999903		AT & T	2,238.36	M	M
938802	05/14/18	999910		CITY OF CLEVELAND WATER	8,633.94	M	M
938803	05/14/18	999915		SPECTRUM (TIME WARNER CABLE)	3,400.99	M	M
938804	05/14/18	999920		NORTHEAST OHIO REGIONAL SEWE	11,490.53	M	M
938805	05/14/18	999997		AMERICAN EXRESS CO	220,591.30	M	M
938806	05/31/18	900900		OSC - NATURAL GAS	18,251.86	M	M
938807	05/24/18	902835		NeoPost Wire Transfer	11,376.28	M	M
938808	05/18/18	902838		CCT FINANCIAL	12,425.00	M	M
938809	05/16/18	897029		Costco Citi Card	580.68	W	W
938810	05/11/18	902839		ULTRACAMP MERCHANT SERVICE F	163.14	M	M
938811	05/01/18	896307		STOUT, CRAIG L.	2,750.00	W	W
938812	05/15/18	902800		HUNTINGTON BANK	1,909.49	M	M
938813	05/10/18	905036		Medical Mutual Flex Plan	55.00	M	M
938814	05/31/18	902837		PAY FOR IT	8,256.15	M	M
938815	05/31/18	902804		REDTREE INVESTMENT GROUP	4,517.46	M	M
938816	05/01/18	900003		STATE TEACHERS RETIREMENT	26,575.50	M	M
938817	05/16/18	900004		SCHOOL EMPLOYEE RETIREMENT	23,983.22	M	M
938818	05/01/18	902799		HNB MEDICARE	48,446.32	M	M
938819	05/16/18	902799		HNB MEDICARE	17,374.77	M	M
938820	05/31/18	900003		STATE TEACHERS RETIREMENT	492,031.48-	M	M
938821	05/31/18	900003		STATE TEACHERS RETIREMENT	26,575.50-	M	M
938822	05/31/18	902799		HNB MEDICARE	48,446.32-	M	M
938823	05/31/18	900004		SCHOOL EMPLOYEE RETIREMENT	211,470.21-	M	M
938824	05/31/18	900004		SCHOOL EMPLOYEE RETIREMENT	23,983.22-	M	M
938825	05/31/18	902799		HNB MEDICARE	17,374.77-	M	M
938826	05/31/18	902799		HNB MEDICARE	26,183.58-	M	M
938827	05/31/18	999996		BUREAU OF WORKERS COMP	9,759.90-	M	M
938828	05/11/18	905027		SF # 1	457,494.49	M	M
938829	05/25/18	905027		SF # 1	468,173.13	M	M
938830	05/30/18	897013		MEDICAL MUTUAL OF OHIO	565,683.77	W	W
938831	05/30/18	901110		Express Scripts	152,701.89	M	M
938835	05/15/18	999925		ALLSTATE	16,381.45	M	M
938836	05/15/18	999926		LINCOLN NATIONAL LIFE INS CO	4,037.27	M	M
938837	05/31/18	905036		Medical Mutual Flex Plan	15,956.09	M	M
940352	05/01/18	900001		PAYROLL	2,390,658.37	C	C
940353	05/02/18	900001		PAYROLL	1,000.00	C	C
940354	05/04/18	900001		PAYROLL	274.25	C	C

CHECK	DATE	NUMBER - VENDOR - NAME	AMOUNT	O-STS-C	REC/VD
940355	05/16/18	900001 PAYROLL	2,402,855.78	C	C

VOID	V	0	.00
RECONCILED	R	255	1,083,986.11
OUTSTANDING	W,C,I,T,B	212	5,700,714.41
MEMO	M	94	2,482,629.40
REFUND	B	41	22,682.59
WARRANT	W	421	1,872,229.53
PAYROLL	C	4	4,794,788.40
TRANSFERS	T	1	95,000.00
DIST/CORR	D	0	.00
INVESTMENT	I	0	.00
*** TOTAL CHECKS WRITTEN ***		561	9,267,329.92

10. BOND ISSUE EXPENDITURE SUMMARY

SHAKER HEIGHTS CITY SCHOOL DISTRICT
FUND 004
CAPITAL PROJECT EXPENDITURES

SUMMARY AS OF
May 31, 2018

CATEGORY	BEG. OF MONTH BALANCE	EXPENDITURES MTD	EXPENDITURES TO DATE
CAPITAL PROJECTS	$18,822,000.00	$0.00	$18,822,000.00
TECHNOLOGY PROJECTS	$3,178,000.00	$0.00	$3,178,000.00
PUBLIC LIBRARY PROJECT	$1,500,000.00	$0.00	$1,500,000.00
OTHER NON-BOND PROJECTS	$11,060,557.35	$0.00	$11,060,557.35
SSF FUNDED PROJECTS	$2,172,140.72	($135.00)	$2,172,005.72
BUS PURCHASES-SCC 9163	$1,000,000.00	$0.00	$1,000,000.00
H.S. TURF FIELD & TRACK-UNVOTED DEBT-SCC 9191	$850,000.00	$0.00	$850,000.00
HB264 PROJECTS-SCC's 9300-9305	$2,370,000.00	$0.00	$2,370,000.00
FY2018 BONDS-SCC 9400	$2,087,491.31	$93,831.50	$2,181,322.81
TOTAL TO DATE	**$43,040,189.38**	**$93,696.50**	**$43,133,885.88**

2004 BOND ISSUE
CAPITAL PROJECTS

PROJECT	BUILDING	Land, Building, Vehicles, F&E	CHECK DATE	SPECIAL COST CENTER	ESTIMATED COST	ACTUAL COST MTD	ACTUAL COST TO DATE	CONTRACTOR/ VENDOR
install 9 400 watt MH lights -gym	Fernway	Building	7/30/2003		$5,800.00	$5,800.00	$5,800.00	Trivisonno Electric, Inc.
install 12 400 watt MH lights -gym	Onaway	Building	7/31/2003		$6,000.00	$6,000.00	$6,000.00	Trivisonno Electric, Inc.
arch/engineering serv district paving	District	Land	8/11/2003		$13,231.35	$13,231.35	$13,231.35	URS Corporation
furnish & install bleachers	High School		8/15/2003		$14,500.00	$14,500.00	$14,500.00	R.T. Athco
install 2 - 5 ton roof air conditioners	Lomond		8/15/2003		$13,050.00	$13,050.00	$13,050.00	Hoover Heating & Air Cond.
darkroom renovation/ADA restroom	High School		8/29/2003		$19,100.00	$19,100.00	$19,100.00	Wojcik Builders, Inc.
furnish/install boiler	Boulevard		9/25/2003		$20,580.00	$20,580.00	$20,580.00	RCR Services, Inc.
existing facilities assessment	District		1/23/2004		$19,800.00	$19,800.00	$19,800.00	Collins, Gordon, Bostwick
remove/replace gym lights	Boulevard		1/29/2004		$5,800.00	$5,800.00	$5,800.00	Trivisonno Electric, Inc.
remove/install air handler	High School		5/28/2004		$7,025.00	$7,025.00	$7,025.00	Complete Mechanical
resurfacing of four tennis courts	Onaway		8/13/2004		$22,245.00	$22,245.00	$22,245.00	North Coast Paving
open trench, install conduit	Onaway		8/13/2004		$20,445.00	$20,445.00	$20,445.00	Utilities Construction Co.
rebuild existing chiller compressor	High School		9/23/2004		$45,995.00	$45,995.00	$45,995.00	McQuay International
gym roof restoration, aluminum coat	Mercer		9/30/2004		$14,956.00	$14,956.00	$14,956.00	Allied Commerical Roofing
"N" roof restoration , aluminum coat	High School		9/30/2004		$8,796.00	$8,796.00	$8,796.00	Allied Commerical Roofing
Science Lab	Woodbury		10/31/2004		$17,250.00	$17,250.00	$17,250.00	The Coniglio Company
electrical upgrades	High School		11/19/2004		$10,309.46	$10,309.46	$10,309.46	Genesis Electric
High School courtyard expenses	High School	Land	5/10/2005	9007	$108.23	$108.23	$108.23	Collins, Gordon, Bostwick Arch.
Engineering - emergency generator	High School	Building	5/31/2005	9012	$5,515.00	$5,515.00	$5,515.00	Karpinski Engineering
Engineering - emergency generator	Admin	Building	5/31/2005	9012	$4,145.00	$4,145.00	$4,145.00	Karpinski Engineering
field specifications	Middle School	Land	6/9/2005	9001	$1,250.00	$1,250.00	$1,250.00	Elliott Turfgrass Consulting
repair masonry around track walls	Onaway	Land	6/27/2005	9003	$1,700.00	$1,700.00	$1,700.00	Glo-Mar Masonry Inc.
courtyard infill	High School	Land	6/9/2005	9007	$1,880.00	$1,880.00	$1,880.00	Collins, Gordon, Bostwick Arch
furnish and install metal lockers	Fernway	F&E	6/17/2005	9007	$2,859.00	$2,859.00	$2,859.00	Waller-Duman, Inc.
paint and repair West gym ceiling	Middle School	Building	6/30/2005	9007	$6,670.00	$6,670.00	$6,670.00	1st Choice Painting & Repairs
paint and repair 8 classrooms	High School	Building	6/30/2005	9007	$3,600.00	$3,600.00	$3,600.00	Quality Care Painting (F. Lewis)
paint and repair Rm 110 & offices	High School	Building	6/30/2005	9007	$2,400.00	$2,400.00	$2,400.00	Quality Care Painting (F. Lewis)
carpeting	Maintenance	Building	6/30/2005	9007	$404.00	$404.00	$404.00	Regal Carpet Center, Inc.
furnish and install h/w for stage crtns	Lomond	F&E	6/30/2005	9007	$7,719.00	$7,719.00	$7,719.00	R Platt Window Treatments
manufacture stage curtains	Lomond	F&E	6/30/2005	9007	$5,600.00	$5,600.00	$5,600.00	R Platt Window Treatments
architectural services for ext railing	Lomond	Building	7/27/2005	9001	$2,000.00	$2,000.00	$2,000.00	Christian & Klopper, Inc.
architectural services for restroom	Boulevard	Building	7/27/2005	9001	$1,140.00	$1,140.00	$1,140.00	Christian & Klopper, Inc.
engineering serv for emergency power	District	Building	7/27/2005	9007	$4,618.00	$4,618.00	$4,618.00	Christian & Klopper, Inc.
architectural services for HS exit	High School	Building	7/27/2005	9007	$1,479.00	$1,479.00	$1,479.00	Christian & Klopper, Inc.
architectural services for choral room	Woodbury	Building	7/27/2005	9007	$1,830.00	$1,830.00	$1,830.00	Christian & Klopper, Inc.
arch serv for relocation of MH space	High School	Building	7/27/2005	9007	$2,332.00	$2,332.00	$2,332.00	Christian & Klopper, Inc.
six mobile cafeteria tables	Woodbury	F&E	7/27/2005	9007	$5,294.00	$5,294.00	$5,294.00	Waller-Duman, Inc.
window well cap	Woodbury	Building	7/29/2005	9003	$450.00	$450.00	$450.00	Pinzone II
catch basin	Mercer	Building	7/29/2005	9003	$2,400.00	$2,400.00	$2,400.00	Pinzone II
roofing repairs	Woodbury	Building	7/29/2005	9004	$7,985.00	$7,985.00	$7,985.00	Allied Commercial Roofing

CAPITAL PROJECTS

PROJECT	BUILDING	Land, Building, Vehicles, F&E	CHECK DATE	SPECIAL COST CENTER	ESTIMATED COST	ACTUAL COST MTD	ACTUAL COST TO DATE	CONTRACTOR/ VENDOR
roofing repairs	Woodbury	Building	7/29/2005	9004	$1,780.00	$1,780.00	$1,780.00	Allied Commercial Roofing
roofing repairs	Onaway	Building	7/29/2005	9004	$2,495.00	$2,495.00	$2,495.00	Allied Commercial Roofing
paint frames around doors	Middle School	Building	7/28/2005	9005	$2,250.00	$2,250.00	$2,250.00	Fred Lewis
replace exit dev & mullins	High School	Building	7/28/2005	9006	$5,344.23	$5,344.23	$5,344.23	Bass Security Services
door restoration	Mercer	Building	7/29/2005	9006	$3,200.00	$3,200.00	$3,200.00	Wojcik Builders
door restoration	High School	Building	7/29/2005	9006	$4,100.00	$4,100.00	$4,100.00	Wojcik Builders
sand & refinish Room 112	Lomond	Building	7/29/2005	9007	$940.80	$940.80	$940.80	Alex Nagy & Sons Wood Floors
paint	Mercer	Building	7/28/2005	9007	$16,620.00	$16,620.00	$16,620.00	The Coniglio Company
paint - Main Office	High School	Building	7/28/2005	9007	$7,400.00	$7,400.00	$7,400.00	Fred Lewis
paint lounges & vestibules	Woodbury	Building	7/29/2005	9007	$3,390.00	$3,390.00	$3,390.00	Fred Lewis
paint Art Room	High School	Building	7/29/2005	9007	$600.00	$600.00	$600.00	Fred Lewis
chairs	District	F&E	7/29/2005	9007	$12,690.00	$12,690.00	$12,690.00	Mentor Office Supply
furniture	High School	F&E	7/29/2005	9007	$5,524.00	$5,524.00	$5,524.00	Mentor Office Supply
repair floor and carpet	Fernway	Building	7/29/2005	9007	$4,520.00	$4,520.00	$4,520.00	Michaels Hardwood Flooring
carpet(19,21,106,214,227)	High School	F&E	7/29/2005	9007	$8,209.00	$8,209.00	$8,209.00	Regal Carpet Center, Inc.
relocate Office & Kitchen	District	Building	7/29/2005	9007	$3,898.00	$3,898.00	$3,898.00	Wojcik Builders
remove walls for Science Room	High School	Building	7/29/2005	9007	$12,440.00	$12,440.00	$12,440.00	Wojcik Builders
remove and dispose asbestos	Blvd	Building	7/29/2005	9010	$7,100.00	$7,100.00	$7,100.00	Precision Environmental
clean boiler	Admin	Building	7/29/2005	9010	$576.00	$576.00	$576.00	RCR Services
emergency power upgrade	District	Building	7/29/2005	9012	$2,789.27	$2,789.27	$2,789.27	Karpinski Engineering
sidewalk replacement	Onaway	Land	8/25/2005	9003	$11,605.50	$11,605.50	$11,605.50	Pinzone II
carpeting in classroom	Middle School	F&E	8/5/2005	9007	$1,970.00	$1,970.00	$1,970.00	Regal Carpet Center, Inc.
sand and refinish stage area	Onaway	Building	8/5/2005	9007	$4,771.00	$4,771.00	$4,771.00	Alex Nagy & Sons Wood Floors
furniture in Special Ed office	Admin	F&E	8/5/2005	9007	$3,679.00	$3,679.00	$3,679.00	Mentor Office Supply
installation of drop ceiling	High School	Building	8/5/2005	9007	$1,800.00	$1,800.00	$1,800.00	Quality Care Painting (F. Lewis)
supply and install flooring	Onaway	F&E	8/5/2005	9007	$15,933.25	$15,933.25	$15,933.25	The Floor Show, Inc.
supply and install weave carpet	Lomond	F&E	8/5/2005	9007	$6,334.20	$6,334.20	$6,334.20	The Floor Show, Inc.
supply extra carpet tile	High School	F&E	8/5/2005	9007	$2,431.00	$2,431.00	$2,431.00	The Floor Show, Inc.
supply and install weave carpet	Boulevard	F&E	8/5/2005	9007	$3,875.00	$3,875.00	$3,875.00	The Floor Show, Inc.
supply and install weave carpet	Mercer	F&E	8/5/2005	9007	$2,449.00	$2,449.00	$2,449.00	The Floor Show, Inc.
supply and install weave carpet	Woodbury	F&E	8/5/2005	9007	$2,143.00	$2,143.00	$2,143.00	The Floor Show, Inc.
paint principal's office	Boulevard	Building	8/5/2005	9007	$395.00	$395.00	$395.00	1st Choice Painting & Repairs
paint 3rd floor hallway	Woodbury	Building	8/5/2005	9007	$435.00	$435.00	$435.00	1st Choice Painting & Repairs
paint 9 rooms and stage area	Onaway	Building	8/5/2005	9007	$6,572.00	$6,572.00	$6,572.00	1st Choice Painting & Repairs
paint & repairs 1st 1/2 phone install	District	Building	8/5/2005	9007	$5,000.00	$5,000.00	$5,000.00	1st Choice Painting & Repairs
paint & repair misc classrooms, offices	Lomond	Building	8/5/2005	9007	$4,270.00	$4,270.00	$4,270.00	1st Choice Painting & Repairs
paint stairwells	Middle School	Building	8/5/2005	9007	$495.00	$495.00	$495.00	1st Choice Painting & Repairs
core 6" hole thru brick wall	Fernway	Building	8/5/2005	9003	$275.00	$275.00	$275.00	Cuyahoga Sawing & Drilling
2nd floor concrete window sills	Onaway	Building	8/12/2005	9005	$19,990.00	$19,990.00	$19,990.00	The Coniglio Company
construction of cedar doors	Onaway	Building	8/25/2005	9005	$1,075.00	$1,075.00	$1,075.00	Wojcik Builders
furnish & intall blinds in misc rooms	Middle School	F&E	8/12/2005	9007	$8,560.00	$8,560.00	$8,560.00	Art Window Shade & Drapery

CAPITAL PROJECTS

PROJECT	BUILDING	Land, Building, Vehicles, F&E	CHECK DATE	SPECIAL COST CENTER	ESTIMATED COST	ACTUAL COST MTD	ACTUAL COST TO DATE	CONTRACTOR/ VENDOR
sand and refinish bandroom floor	High School	Building	8/12/2005	9007	$4,574.00	$4,574.00	$4,574.00	Michaels Hardwood Flooring
misc painting and repairs	Onaway	Building	8/12/2005	9007	$1,553.00	$1,553.00	$1,553.00	1st Choice Painting & Repairs
supply & install carpet in classroom	Fernway	F&E	8/12/2005	9007	$2,683.00	$2,683.00	$2,683.00	The Floor Show, Inc.
supply & install carpet in office	Lomond	F&E	8/12/2005	9007	$1,597.50	$1,597.50	$1,597.50	The Floor Show, Inc.
supply & install carpet in classroom	Sussex	F&E	8/12/2005	9007	$2,042.55	$2,042.55	$2,042.55	The Floor Show, Inc.
supply & install carpet and flooring	Mercer	F&E	8/12/2005	9007	$6,940.99	$6,940.99	$6,940.99	The Floor Show, Inc.
supply & install carpet in office	Onaway	F&E	8/12/2005	9007	$3,834.00	$3,834.00	$3,834.00	The Floor Show, Inc.
carpet and tile in misc rooms, office	High School	F&E	8/12/2005	9007	$6,772.00	$6,772.00	$6,772.00	Regal Carpet Center, Inc.
12 x 20 area rugs	District	F&E	8/12/2005	9007	$4,200.00	$4,200.00	$4,200.00	Regal Carpet Center, Inc.
supply & install carpet in tchrs lounge	Boulevard	F&E	8/12/2005	9007	$930.00	$930.00	$930.00	Regal Carpet Center, Inc.
supply, install and repair misc tile	Middle School	F&E	8/12/2005	9007	$14,451.00	$14,451.00	$14,451.00	Regal Carpet Center, Inc.
paint and repair bus garage	Transportation	Building	8/12/2005	9007	$15,405.00	$15,405.00	$15,405.00	1st Choice Painting & Repairs
remove and dispose asbestos	Middle School	Building	8/25/2005	9007	$4,900.00	$4,900.00	$4,900.00	Precision Environmental
blinds and valances - main offices	Lomond	F&E	8/25/2005	9007	$5,539.00	$5,539.00	$5,539.00	R Platt Window Treatments
wooden blinds for warehouse office	Warehouse	F&E	8/25/2005	9007	$3,675.00	$3,675.00	$3,675.00	R Platt Window Treatments
paint & repairs in East gym, stairwells	Middle School	Building	8/25/2005	9007	$10,355.00	$10,355.00	$10,355.00	1st Choice Painting & Repairs
paint & repairs 1st floor hallway	Woodbury	Building	8/25/2005	9007	$435.00	$435.00	$435.00	1st Choice Painting & Repairs
paint & repairs bus garage office area	Transportation	Building	8/25/2005	9007	$210.00	$210.00	$210.00	1st Choice Painting & Repairs
install 2" water line for irrigation	Boulevard	Land	8/25/2005	9009	$8,000.00	$8,000.00	$8,000.00	McPhillips Plumbing, Heating
install cooling unit - Admin, HS, MS	Maintenance	Building	8/5/2005	9010	$12,930.00	$12,930.00	$12,930.00	Hoover Heating & Air Condtng
electrical upgrade	Fernway	Building	8/5/2005	9012	$23,500.00	$23,500.00	$23,500.00	Trivisonno Electric, Inc.
rebuild 11 courses of chimney	Boulevard	Building	8/31/2005	9003	$12,660.00	$12,660.00	$12,660.00	Glo-Mar Masonry Inc.
remove and replace 600 ft of sidewalk	Woodbury	Building	8/31/2005	9003	$13,000.00	$13,000.00	$13,000.00	Glo-Mar Masonry Inc.
slate roof repairs	High School	Building	8/31/2005	9004	$5,890.00	$5,890.00	$5,890.00	Allied Commercial Roofing
install fire guard ceiling in classroom	High School	Building	8/31/2005	9007	$1,190.00	$1,190.00	$1,190.00	Cuyahoga Ceiling
renovation of teachers lounge	Boulevard	Building	8/31/2005	9007	$12,060.00	$12,060.00	$12,060.00	Coniglio Company
front and rear stage curtains	Onaway	F&E	8/31/2005	9007	$12,821.00	$12,821.00	$12,821.00	R Platt Window Treatments
paint library, cafeteria serv area, misc	High School	Building	8/31/2005	9007	$4,400.00	$4,400.00	$4,400.00	Quality Care Painting (F. Lewis)
paint radiators in entranceway	Lomond	Building	8/31/2005	9007	$650.00	$650.00	$650.00	Quality Care Painting (F. Lewis)
two sets of office furniture	High School	F&E	8/31/2005	9007	$8,140.60	$8,140.60	$8,140.60	Mentor Office Supply
100 folding tables and 8 chair racks	Warehouse	F&E	8/31/2005	9007	$12,128.00	$12,128.00	$12,128.00	Mentor Office Supply
three sets of office furniture	Warehouse	F&E	8/31/2005	9007	$9,175.00	$9,175.00	$9,175.00	Mentor Office Supply
air conditioning unit in computer rm	Woodbury	Building	8/31/2005	9010	$5,460.00	$5,460.00	$5,460.00	Hoover Heating & Air Condtng
labor and materials for new boiler	Middle School	Building	8/31/2005	9010	$6,230.00	$6,230.00	$6,230.00	Hoover Heating & Air Condtng
16 chairs for teacher lounge	Boulevard	F&E	9/8/2005	9007	$2,064.00	$2,064.00	$2,064.00	Mentor Office Supply
2 chairs for assistant principal	High School	F&E	9/8/2005	9007	$474.00	$474.00	$474.00	Mentor Office Supply
office furn for Asst to Supt	Admin	F&E	9/8/2005	9007	$2,380.00	$2,380.00	$2,380.00	Mentor Office Supply
misc asphalt chuck hole patching	District	Land	9/8/2005	9001	$6,200.00	$6,200.00	$6,200.00	North Coast Paving
paint doors overlooking courtyard	High School	Building	9/8/2005	9007	$280.00	$280.00	$280.00	Slovenian Painting
complete retube of #3 boiler	High School	Building	9/8/2005	9010	$10,249.00	$10,249.00	$10,249.00	RCR Services
install new stair treads and risers	Lomond	Building	9/8/2005	9007	$6,675.00	$6,675.00	$6,675.00	Regal Carpet Center, Inc.

CAPITAL PROJECTS

PROJECT	BUILDING	Land, Building, Vehicles, F&E	CHECK DATE	SPECIAL COST CENTER	ESTIMATED COST	ACTUAL COST MTD	ACTUAL COST TO DATE	CONTRACTOR/ VENDOR
install new stair treads	Onaway	Building	9/8/2005	9007	$7,050.00	$7,050.00	$7,050.00	Regal Carpet Center, Inc.
misc electrical plugs and wiring	District	Building	9/8/2005	9012	$4,525.00	$4,525.00	$4,525.00	Trivisonno Electric, Inc.
construction in girls locker room	High School	Building	9/8/2005	9007	$32,207.36	$32,207.36	$32,207.36	White House Construction
25 student table arm desks	High School	F&E	9/8/2005	9007	$2,455.12	$2,455.12	$2,455.12	Waller-Duman, Inc.
50 student chairs and desks	Woodbury	F&E	9/8/2005	9007	$8,436.00	$8,436.00	$8,436.00	Waller-Duman, Inc.
pipe removal in science room	High School	Building	9/8/2005	9009	$1,000.00	$1,000.00	$1,000.00	Wojcik Builders
install art room door and repair room	Boulevard	Building	9/8/2005	9007	$6,875.00	$6,875.00	$6,875.00	Wojcik Builders
remove panel wall doors in gym	Onaway	Building	9/8/2005	9007	$1,300.00	$1,300.00	$1,300.00	Wojcik Builders
repair of exterior door	Woodbury	Building	9/8/2005	9006	$1,850.00	$1,850.00	$1,850.00	Wojcik Builders
repair of fire door	Woodbury	Building	9/8/2005	9006	$3,620.00	$3,620.00	$3,620.00	Wojcik Builders
choral room renovations	Woodbury	Building	9/8/2005	9007	$18,241.90	$18,241.90	$18,241.90	Wojcik Builders
misc painting and repairs	High School	Building	9/8/2005	9007	$1,550.00	$1,550.00	$1,550.00	Rick Stewart Painting
misc plumbing supplies and fixtures	Woodbury	F&E	9/8/2005	9009	$1,971.78	$1,971.78	$1,971.78	Woodhill Supply
security camera and monitors	Woodbury	F&E	9/8/2005	9007	$2,322.00	$2,322.00	$2,322.00	21st Century Alarm
installation of window blinds	Middle School	F&E	9/15/2005	9007	$4,160.00	$4,160.00	$4,160.00	Art Window Shade & Drapery
replace missing & damaged roof slates	Boulevard	Building	9/15/2005	9004	$2,085.00	$2,085.00	$2,085.00	Allied Commercial Roofing
replace missing & damaged roof slates	Fernway	Building	9/15/2005	9004	$395.00	$395.00	$395.00	Allied Commercial Roofing
2 pole automatic transfer switch	Maintenance	F&E	9/15/2005	9012	$3,329.00	$3,329.00	$3,329.00	Buckeye Power Sales, Inc.
2 pole automatic transfer switch	High School	F&E	9/15/2005	9012	$3,655.00	$3,655.00	$3,655.00	Buckeye Power Sales, Inc.
painting and repairs in bathrooms	Lmnd, Onaway	Building	9/15/2005	9007	$1,040.00	$1,040.00	$1,040.00	1st Choice Painting & Repairs
supply and install carpet - various	Woodbury	F&E	9/15/2005	9007	$22,847.25	$22,847.25	$22,847.25	The Floor Show, Inc.
supply and install carpet - room #3	Mercer	F&E	9/15/2005	9007	$2,887.00	$2,887.00	$2,887.00	The Floor Show, Inc.
supply and install carpet - room #108	Onaway	F&E	9/15/2005	9007	$1,858.95	$1,858.95	$1,858.95	The Floor Show, Inc.
carpet repairs and base molding	District	F&E	9/15/2005	9007	$4,872.00	$4,872.00	$4,872.00	The Floor Show, Inc.
replace 205 sq feet of sidewalk	Woodbury	Land	9/15/2005	9003	$5,650.00	$5,650.00	$5,650.00	Glo-Mar Masonry Inc.
replace light fixtures in basement hall	High School	F&E	9/15/2005	9012	$859.20	$859.20	$859.20	Hotline Electric Co., Inc.
door access control system & camera	Mercer	Building/F&E	9/15/2005	9007	$9,001.20	$9,001.20	$9,001.20	Integrated Precision Systems
door access control system & camera	Boulevard	Building/F&E	9/15/2005	9007	$8,393.16	$8,393.16	$8,393.16	Integrated Precision Systems
door access control system & camera	Onaway	Building/F&E	9/15/2005	9007	$14,097.57	$14,097.57	$14,097.57	Integrated Precision Systems
door access control system & camera	Lomond	Building/F&E	9/15/2005	9007	$12,403.36	$12,403.36	$12,403.36	Integrated Precision Systems
remove asbestos tile in 3 classrooms	Mercer	Building	9/15/2005	9007	$4,880.00	$4,880.00	$4,880.00	Precision Environmental
replace 500 sq feet of sidewalk	Onaway	Land	9/23/2005	9003	$2,500.00	$2,500.00	$2,500.00	Pinzone II
bus garage concrete replacement	Maintenance	Building	9/23/2005	9001	$6,800.00	$6,800.00	$6,800.00	Pinzone II
heavy duty washing machine	High School	F&E	9/23/2005	9007	$2,000.00	$2,000.00	$2,000.00	MJM Industrial Laundry
water service connection	High School	Land	9/23/2005	9001	$2,385.00	$2,385.00	$2,385.00	City of Cleveland - Div of Water
six window shades and installation	High School	F&E	9/30/2005	9007	$1,000.00	$1,000.00	$1,000.00	Art Window Shade & Drapery
carpeting in classroom (#125)	Middle School	F&E	9/30/2005	9007	$2,930.00	$2,930.00	$2,930.00	Regal Carpet Center, Inc.
furnish and install wood blinds	Transportation	F&E	9/30/2005	9007	$2,602.00	$2,602.00	$2,602.00	R Platt Window Treatments
painting and repairs	Onaway	Building	9/30/2005	9007	$760.00	$760.00	$760.00	1st Choice Painting & Repairs
painting and repairs	Woodbury	Building	9/30/2005	9007	$890.00	$890.00	$890.00	1st Choice Painting & Repairs
new door by parking lot	Mercer	Building	10/12/2005	9006	$5,990.00	$5,990.00	$5,990.00	Carroll Companies

CAPITAL PROJECTS

PROJECT	BUILDING	Land, Building, Vehicles, F&E	CHECK DATE	SPECIAL COST CENTER	ESTIMATED COST	ACTUAL COST MTD	ACTUAL COST TO DATE	CONTRACTOR/ VENDOR
new doors at main entrance	Middle School	Building	10/12/2005	9006	$12,850.00	$12,850.00	$12,850.00	Carroll Companies
new door at "A" wing	Middle School	Building	10/12/2005	9006	$6,740.00	$6,740.00	$6,740.00	Carroll Companies
replace South parking lot door	High School	Building	10/12/2005	9006	$5,860.00	$5,860.00	$5,860.00	Carroll Companies
replace Southeast entrance door	Boulevard	Building	10/12/2005	9006	$6,360.00	$6,360.00	$6,360.00	Carroll Companies
replace countertop in main office	High School	F&E	10/12/2005	9007	$2,000.00	$2,000.00	$2,000.00	Coniglio Company
misc caulking throughout building	Onaway	Building	10/12/2005	9007	$2,200.00	$2,200.00	$2,200.00	Coniglio Company
panel systems and keyboards	Transportation	F&E	10/12/2005	9007	$2,375.00	$2,375.00	$2,375.00	Mentor Office Supply
office furniture	Transportation	F&E	10/12/2005	9007	$4,918.00	$4,918.00	$4,918.00	Mentor Office Supply
Principal's office furniture	Boulevard	F&E	10/12/2005	9007	$6,243.00	$6,243.00	$6,243.00	Mentor Office Supply
auditorium stage project	Middle School	Building	10/12/2005	9007	$13,427.00	$13,427.00	$13,427.00	Tiffin Scenic Studios, Inc
complete retube of #2 boiler	Mercer	F&E	10/12/2005	9010	$10,249.00	$10,249.00	$10,249.00	RCR Services
Integrated Precision expense	Maintenance	F&E	10/12/2005	9007	$6,331.80	$6,331.80	$6,331.80	Integrated Precision Systems
reimb exp re: emerg power upgrade	District	F&E	10/7/2005	9012	$992.71	$992.71	$992.71	Karpinski Engineering
new floor in MH room	High School	Building	10/19/2005	9007	$962.00	$962.00	$962.00	The Floor Show, Inc.
4 chairs for main office	Fernway	F&E	10/19/2005	9007	$908.00	$908.00	$908.00	Mentor Office Supply
2 new window shades	Warehouse	F&E	10/19/2005	9007	$160.00	$160.00	$160.00	Art Window Shade & Drapery
partial pymt on aud architect design	High School	Building	10/19/2005	9007	$5,227.66	$5,227.66	$5,227.66	City Architecture, Inc.
800 amp transfer switch w/ breakers	Lomond	F&E	10/19/2005	9012	$5,522.23	$5,522.23	$5,522.23	Mars Electric
furnish & install delivery door	High School	Building	10/24/2005	9006	$4,713.00	$4,713.00	$4,713.00	White House Construction
labor and material for roof drain	High School	Building	10/24/2005	9004	$6,850.00	$6,850.00	$6,850.00	White House Construction
remove and replace art hallway floor	High School	Building	10/24/2005	9007	$8,834.00	$8,834.00	$8,834.00	White House Construction
restroom remodeling - room 134	High School	Building	10/24/2005	9007	$24,500.00	$24,500.00	$24,500.00	White House Construction
alarm services	High School	F&E	10/28/2005	9007	$24,491.00	$24,491.00	$24,491.00	21st Century Alarm
wooden blinds office & workroom	Boulevard	F&E	10/28/2005	9007	$1,385.00	$1,385.00	$1,385.00	Rochelle Platt Window
funnel ball set	District	F&E	10/28/2005	9007	$833.31	$833.31	$833.31	Gametime
mini blinds in nurse's office	Middle School	F&E	11/4/2005	9007	$590.00	$590.00	$590.00	Art Window Shade & Drapery
furniture in main office	Lomond	F&E	11/4/2005	9007	$3,895.00	$3,895.00	$3,895.00	Euclid Office Supply
panel system in workroom	Boulevard	F&E	11/4/2005	9007	$1,675.00	$1,675.00	$1,675.00	Mentor Office Supply
removal of carpet and tile in MH rm	High School	F&E	11/4/2005	9007	$2,500.00	$2,500.00	$2,500.00	Precision Environmental
tile repair & replace throughout bldg	Boulevard	Building	11/4/2005	9007	$11,725.00	$11,725.00	$11,725.00	Spectra Contract Flooring
furnish and install 26 new lockers	Lomond	F&E	11/4/2005	9007	$4,278.00	$4,278.00	$4,278.00	Waller-Duman, Inc.
install new oak door for office	Transportation	Building	11/4/2005	9007	$1,825.00	$1,825.00	$1,825.00	Wojcik Builders
freestanding water cooler	Woodbury	F&E	11/4/2005	9009	$678.45	$678.45	$678.45	Woodhill Supply
furnish & install rooftop a/c condenser	Fernway	F&E	11/4/2005	9010	$3,908.76	$3,908.76	$3,908.76	Hoover Heating & Air Condtng
furnish & install mini-split a/c unit	Onaway	F&E	11/4/2005	9010	$5,648.22	$5,648.22	$5,648.22	Hoover Heating & Air Condtng
furnish & install rooftop a/c condenser	High School	F&E	11/4/2005	9010	$4,105.46	$4,105.46	$4,105.46	Hoover Heating & Air Condtng
insulation of boiler room piping	Boulevard	F&E	11/4/2005	9010	$1,295.00	$1,295.00	$1,295.00	S.B. Insulation
architectural serv - handicap access	Woodbury	Building	11/7/2005	9007	$3,708.00	$3,708.00	$3,708.00	Christian & Klopper, Inc.
architectural serv - choral room	Woodbury	Building	11/7/2005	9007	$3,222.00	$3,222.00	$3,222.00	Christian & Klopper, Inc.
architectural serv - exterior railing	Lomond	Building	11/7/2005	9005	$1,360.00	$1,360.00	$1,360.00	Christian & Klopper, Inc.
arch serv for relocation of MH space	High School	Building	11/7/2005	9007	$2,260.00	$2,260.00	$2,260.00	Christian & Klopper, Inc.

CAPITAL PROJECTS

PROJECT	BUILDING	Land, Building, Vehicles, F&E	CHECK DATE	SPECIAL COST CENTER	ESTIMATED COST	ACTUAL COST MTD	ACTUAL COST TO DATE	CONTRACTOR/ VENDOR
replace swing door auto operator	High School	Building	11/14/2005	9005	$3,868.34	$3,868.34	$3,868.34	Bass Security Services
furnish & install hardware - rear door	Lomond	Building	11/18/2005	9006	$2,820.00	$2,820.00	$2,820.00	Gunton Corporation
fabricate & install iron handrails	Lomond	Building	11/18/2005	9005	$15,444.00	$15,444.00	$15,444.00	Pacione Ornamental Iron, LLC
furniture in main office	Lomond	F&E	11/18/2005	9007	$1,170.00	$1,170.00	$1,170.00	Euclid Office Supply
furnish & install new carpet, 2 rooms	Fernway	F&E	11/18/2005	9007	$5,309.66	$5,309.66	$5,309.66	The Floor Show, Inc.
furnish & install new carpet, 3 rooms	Boulevard	F&E	11/18/2005	9007	$8,224.73	$8,224.73	$8,224.73	The Floor Show, Inc.
3 mobile storage cabinets	Woodbury	F&E	11/23/2005	9007	$1,632.00	$1,632.00	$1,632.00	School Specialty, Inc.
labor and material - painting	Admin	Building	11/30/2005	9007	$165.00	$165.00	$165.00	Slovenian Painting
labor and material - painting	High School	Building	11/30/2005	9007	$440.00	$440.00	$440.00	Slovenian Painting
furnish and install two doors	Lomond	Building	11/23/2005	9006	$7,187.00	$7,187.00	$7,187.00	Gunton Corporation
painting and repairs - misc classrooms	Onaway	Building	12/9/2005	9007	$1,400.00	$1,400.00	$1,400.00	Quality Care Painting (F. Lewis)
painting and repairs - teachers lounge	High School	Building	12/9/2005	9007	$350.00	$350.00	$350.00	Quality Care Painting (F. Lewis)
repair fence in bus lot	Transportation	Land	12/20/2005	9005	$578.00	$578.00	$578.00	Anchor Construction Fencing
remove and install rear door	Admin	Building	1/10/2006	9006	$2,850.00	$2,850.00	$2,850.00	Carroll Companies
elevator feasibility study	Fernway	Building	1/10/2006	9006	$1,042.99	$1,042.99	$1,042.99	Collins, Gordon, Bostwick Arch
elevator feasibility study	Lomond	Building	1/10/2006	9006	$1,042.99	$1,042.99	$1,042.99	Collins, Gordon, Bostwick Arch
architectural serv re: HS courtyard	High School	Land	1/10/2006	9007	$5,080.00	$5,080.00	$5,080.00	Collins, Gordon, Bostwick Arch
35 folding tables	Middle School	F&E	1/10/2006	9007	$2,415.00	$2,415.00	$2,415.00	Mentor Office Supply
misc asphalt and paving repairs	Maintenance	Land	1/10/2006	9001	$1,995.00	$1,995.00	$1,995.00	North Coast Paving
install foundation for funnel ball	Boulevard	F&E	1/10/2006	9005	$500.00	$500.00	$500.00	Pinzone II
saw cut channels in concrete elev shaft	Boulevard	Building	1/10/2006	9003	$300.00	$300.00	$300.00	Pinzone II
16 additional security cameras	Middle School	F&E	1/10/2006	9005	$12,958.00	$12,958.00	$12,958.00	21st Century Alarm
three cafeteria tables	Onaway	F&E	1/10/2006	9007	$2,871.99	$2,871.99	$2,871.99	Waller-Duman, Inc.
five cafeteria tables	Woodbury	F&E	1/10/2006	9007	$4,786.65	$4,786.65	$4,786.65	Waller-Duman, Inc.
supply & install new carpet in clsrm	Woodbury	Building	1/10/2006	9007	$1,953.00	$1,953.00	$1,953.00	The Floor Show, Inc.
install 20 auto flush valves	High School	F&E	1/10/2006	9009	$5,350.00	$5,350.00	$5,350.00	Plumbing Connection Inc.
provide & install tile flooring, Art rm	Boulevard	Building	1/13/2006	9007	$1,434.00	$1,434.00	$1,434.00	The Floor Show, Inc.
provide & install tile in elevator areas	Boulevard	Building	1/13/2006	9007	$2,415.00	$2,415.00	$2,415.00	The Floor Show, Inc.
provide& install rubber tile on ramps	Boulevard	Building	1/13/2006	9007	$2,610.00	$2,610.00	$2,610.00	The Floor Show, Inc.
painting & repairs, doors & kickplates	Lomond	Building	1/13/2006	9007	$635.00	$635.00	$635.00	1st Choice Painting & Repairs
furnish&inst matting in recessed areas	Woodbury	F&E	1/13/2006	9007	$6,762.55	$6,762.55	$6,762.55	Sovereign Industries, Inc.
painting & repairs - miscellaneous	District	Building	1/20/2006	9007	$4,350.00	$4,350.00	$4,350.00	Quality Care Painting (F. Lewis)
furnish & install 13 ceiling outlets	High School	F&E	1/20/2006	9012	$4,750.00	$4,750.00	$4,750.00	Trivisonno Electric, Inc.
arch services for handicapped access	Woodbury	Building	1/24/2006	9007	$1,191.78	$1,191.78	$1,191.78	Christian & Klopper, Inc.
replace 8 plate glass windows	Middle School	Building	1/27/2006	9006	$4,295.00	$4,295.00	$4,295.00	Castle Glass, Inc.
install fire guard ceiling in classroom	Mercer	Building	1/31/2006	9007	$1,585.00	$1,585.00	$1,585.00	Cuyahoga Ceiling
60 padded folding chairs	District	F&E	1/31/2006	9007	$3,649.64	$3,649.64	$3,649.64	Mentor Office Supply
furnish & install natural gas boiler	Middle School	F&E	1/31/2006	9009	$10,880.42	$10,880.42	$10,880.42	Hoover Heating & Air Condtng
furnish & install a vertical lift	Woodbury	F&E	2/10/2006	9007	$13,900.00	$13,900.00	$13,900.00	Gable Elevator & Lift
labor & material to prepare for lift	Woodbury	F&E	2/10/2006	9007	$5,720.00	$5,720.00	$5,720.00	Wojcik Builders
misc painting and repairs	Onaway	Building	2/10/2006	9007	$1,030.00	$1,030.00	$1,030.00	1st Choice Painting & Repairs

CAPITAL PROJECTS

PROJECT	BUILDING	Land, Building, Vehicles, F&E	CHECK DATE	SPECIAL COST CENTER	ESTIMATED COST	ACTUAL COST MTD	ACTUAL COST TO DATE	CONTRACTOR/ VENDOR
labor and material for oak cabinets	Boulevard	F&E	2/10/2006	9007	$5,500.00	$5,500.00	$5,500.00	Stanley's Custom Millwork
labor and material for 6 doors	High School	Building	2/10/2006	9007	$16,640.00	$16,640.00	$16,640.00	Wojcik Builders
replace field entrance doors w/ add on	High School	Building	2/10/2006	9006	$5,755.00	$5,755.00	$5,755.00	Carroll Companies
replace single, hollow door	High School	Building	2/10/2006	9005	$1,380.00	$1,380.00	$1,380.00	Carroll Companies
install two sets of entrance doors	Fernway	Building	2/10/2006	9006	$12,270.00	$12,270.00	$12,270.00	Carroll Companies
furnish & install 8 auto flush valves	High School	F&E	2/15/2006	9009	$2,184.30	$2,184.30	$2,184.30	Plumbing Connection Inc.
furnish & install 400 amp panel	Woodbury	F&E	2/15/2006	9012	$2,200.00	$2,200.00	$2,200.00	Trivisonno Electric, Inc.
furnish & install 23 auto flush valves	High School	F&E	2/15/2006	9009	$5,997.40	$5,997.40	$5,997.40	Plumbing Connection Inc.
credit for chair and slide keyboard	District	F&E	2/15/2006	9007	($265.00)	($265.00)	($265.00)	Mentor Office Supply
install power extender panel	High School	F&E	2/15/2006	9012	$3,150.00	$3,150.00	$3,150.00	Hotline Electric Co., Inc.
labor and material for service work	Woodbury	F&E	2/15/2006	9007	$2,210.00	$2,210.00	$2,210.00	Siemens Building Technologies
access control system (security)	Fernway	F&E	2/21/2006	9005	$12,215.46	$12,215.46	$12,215.46	Integrated Precision Systems
access control system (security)	Middle School	F&E	2/21/2006	9005	$15,931.70	$15,931.70	$15,931.70	Integrated Precision Systems
arch services for elevator feasibility	Fernway	Building	2/28/2006	9006	$2,245.87	$2,245.87	$2,245.87	Collins, Gordon, Bostwick Arch
arch services for elevator feasibility	Lomond	Building	2/28/2006	9006	$2,245.88	$2,245.88	$2,245.88	Collins, Gordon, Bostwick Arch
mechanical survey of cafeteria tables	Elementary	F&E	2/28/2006	9007	$2,400.00	$2,400.00	$2,400.00	Waller-Duman, Inc.
anchor loose starting block	Woodbury	F&E	3/9/2006	9003	$300.00	$300.00	$300.00	Pinzone II
purchase cabinet unit heaters	Lomond	F&E	3/9/2006	9010	$1,600.00	$1,600.00	$1,600.00	Northrich Company
asbestos removal over locker rooms	Middle School	Building	3/9/2006	9010	$5,660.00	$5,660.00	$5,660.00	Precision Environmental
install 150 amp service panel	Middle School	Building	3/9/2006	9012	$1,200.00	$1,200.00	$1,200.00	Trivisonno Electric, Inc.
replace rolling grille in hallway	High School	Building	3/9/2006	9007	$2,965.00	$2,965.00	$2,965.00	J&L Door Service
install fencing posts at bus garage	Transportation	F&E	3/9/2006	9005	$2,972.00	$2,972.00	$2,972.00	Anchor Construction Fencing
remove and replace chain link fence	Lomond	F&E	3/9/2006	9005	$881.00	$881.00	$881.00	Anchor Construction Fencing
furnish and install gas fryer in kitchen	High School	F&E	3/9/2006	9007	$1,015.00	$1,015.00	$1,015.00	Dubick Fixture & Supply, Inc.
less: reimbursement for duplicate pmt	District	F&E	3/31/2006	9012	($749.27)	($749.27)	($749.27)	Karpinski Engineering
preparation of property maps	District	F&E	3/17/2006	9005	$3,514.00	$3,514.00	$3,514.00	Hovancsek & Associates, Inc.
replace 4 sprinker heads in classroom	Middle School	F&E	3/24/2006	9007	$450.00	$450.00	$450.00	Champion Fire Equipment
eight folding cafeteria tables	Woodbury	F&E	3/24/2006	9007	$7,932.04	$7,932.04	$7,932.04	Waller-Duman, Inc.
arch services for elevator feasibility	Fernway	Building	3/31/2006	9006	$918.00	$918.00	$918.00	Collins, Gordon, Bostwick Arch
arch services for elevator feasibility	Lomond	Building	3/31/2006	9006	$918.00	$918.00	$918.00	Collins, Gordon, Bostwick Arch
engineering survey for HS entrance	High School	Building	3/31/2006	9005	$1,179.00	$1,179.00	$1,179.00	Hovancsek & Associates, Inc.
engineering survey for football field	High School	Land	3/31/2006	9005	$1,342.00	$1,342.00	$1,342.00	Hovancsek & Associates, Inc.
prepare supplmntl condtns for arch	District	Building	3/31/2006	9007	$500.00	$500.00	$500.00	The Riley Law Firm
additions to burglar alarm	Boulevard	F&E	4/7/2006	9007	$418.00	$418.00	$418.00	Guardian Alarm Co.
ventilation service work	Woodbury	F&E	4/7/2006	9007	$765.00	$765.00	$765.00	Siemens Building Technologies
installation of base controller	High School	F&E	4/7/2006	9010	$22,543.00	$22,543.00	$22,543.00	Siemens Building Technologies
four portable bleachers	District	F&E	4/7/2006	9005	$13,200.00	$13,200.00	$13,200.00	R. T. Athco
engineering costs, standby generators	Admin & HS	F&E	4/20/2006	9012	$10,000.00	$10,000.00	$10,000.00	Doan/Pyramid, LLC
arch services for elevator feasibility	Fernway	Building	4/20/2006	9006	$4,456.48	$4,456.48	$4,456.48	Collins, Gordon, Bostwick Arch
arch services for elevator feasibility	Lomond	Building	4/20/2006	9006	$4,456.47	$4,456.47	$4,456.47	Collins, Gordon, Bostwick Arch
installation of flooring in music room	Middle School	Building	4/27/2006	9007	$2,890.00	$2,890.00	$2,890.00	The Floor Show, Inc.

CAPITAL PROJECTS

PROJECT	BUILDING	Land, Building, Vehicles, F&E	CHECK DATE	SPECIAL COST CENTER	ESTIMATED COST	ACTUAL COST MTD	ACTUAL COST TO DATE	CONTRACTOR/ VENDOR
two folding bench tables	Mercer	F&E	4/27/2006	9007	$2,318.00	$2,318.00	$2,318.00	Waller-Duman, Inc.
installation of electrical outlets	Mercer, MS, HS	Building	5/8/2006	9012	$900.00	$900.00	$900.00	Trivisonno Electric, Inc.
supply and install ice maker	Middle School	F&E	5/8/2006	9007	$1,830.00	$1,830.00	$1,830.00	SS Kemp & Company
six bolt-down starting platforms	Woodbury	F&E	5/8/2006	9008	$8,491.68	$8,491.68	$8,491.68	Recreonics, Inc.
three folding cafeteria tables	Mercer	F&E	5/8/2006	9007	$2,547.00	$2,547.00	$2,547.00	Waller-Duman, Inc.
thirteen folding cafeteria tables	Boulevard	F&E	5/8/2006	9007	$11,657.00	$11,657.00	$11,657.00	Waller-Duman, Inc.
service on ventilation system	Woodbury	F&E	5/8/2006	9007	$104.38	$104.38	$104.38	Siemens Building Technologies
remove and replace 25' of fencing	Fernway	Land	5/8/2006	9005	$590.31	$590.31	$590.31	Anchor Construction Fencing
remove and replace backstop fencing	Fernway	Land	5/8/2006	9005	$987.23	$987.23	$987.23	Anchor Construction Fencing
supply and install parking lot gate	Lomond	Land	5/8/2006	9005	$3,883.00	$3,883.00	$3,883.00	Pacione Ornamental Iron, LLC
remove asbestos contaminated boiler	Fernway	F&E	5/8/2006	9010	$6,700.00	$6,700.00	$6,700.00	Precision Environmental
legal review of window replcmnt items	District	Building	5/8/2006	9007	$250.00	$250.00	$250.00	The Riley Law Firm
engineering study re: ventilation	Bus Garage	Building	5/18/2006	9010	$2,500.00	$2,500.00	$2,500.00	McHenry & Associates
install 8 feet of chain link fence	Lomond	F&E	5/25/2006	9005	$696.98	$696.98	$696.98	Anchor Construction Fencing
architectural serv re: HS courtyard	High School	Land	5/25/2006	9007	$984.21	$984.21	$984.21	Collins, Gordon, Bostwick Arch
elevator feasibility study	Fernway	Building	5/25/2006	9006	$1,775.57	$1,775.57	$1,775.57	Collins, Gordon, Bostwick Arch
elevator feasibility study	Lomond	Building	5/25/2006	9006	$1,775.58	$1,775.58	$1,775.58	Collins, Gordon, Bostwick Arch
engineering fees for cafeteria renovtn	High School	Building	5/25/2006	9007	$8,000.00	$8,000.00	$8,000.00	DesignWise, Inc.
asphalt repairs to parking lot	St. Dominics	Land	5/25/2006	9005	$6,395.00	$6,395.00	$6,395.00	North Coast Paving
dedicated Micros DVR, 4 channel	Warehouse	F&E	5/25/2006	9007	$1,199.00	$1,199.00	$1,199.00	Zadar Technologies
installation of 225 KVA transformer	Lomond	F&E	6/1/2006	9012	$9,864.00	$9,864.00	$9,864.00	First Energy
carpet installation, main office & misc	High School	Building	6/7/2006	9007	$8,470.00	$8,470.00	$8,470.00	The Floor Show, Inc.
"backpack" vacuum	Middle School	F&E	6/7/2006	9007	$490.00	$490.00	$490.00	Newport Chemical & Equipment
removal & disposal of floor tile in rm	Middle School	Building	6/16/2006	9007	$4,960.00	$4,960.00	$4,960.00	Precision Environmental
repair of theatre lighting	High School	F&E	6/16/2006	9005	$597.16	$597.16	$597.16	Vincent Lighting Systems
furnish and install 25 new lockers	Lomond	F&E	6/16/2006	9007	$4,317.00	$4,317.00	$4,317.00	Waller-Duman, Inc.
installation of cooling tower motor	High School	F&E	6/16/2006	9010	$1,110.00	$1,110.00	$1,110.00	Geauga Mechanical
legal review of contract changes	District	Building	6/29/2006	9007	$632.50	$632.50	$632.50	The Riley Law Firm
interior painting and repairs	Fernway	Building	6/29/2006	9007	$2,790.00	$2,790.00	$2,790.00	1st Choice Painting & Repairs
architectural services for electrical	Woodbury	Building	6/29/2006	9012	$460.07	$460.07	$460.07	City of Shaker Heights
architectural services for electrical	Boulevard	Building	6/29/2006	9012	$736.32	$736.32	$736.32	City of Shaker Heights
four trash containers with liners	District	F&E	6/29/2006	9005	$1,740.00	$1,740.00	$1,740.00	Pompili Precast Concrete
interior painting and repairs	Onaway	Building	6/29/2006	9007	$2,950.00	$2,950.00	$2,950.00	Fred Lewis
thermostats	Administration	F&E	7/21/2006	9010	$2,248.53	$2,248.53	$2,248.53	Capp Industries
install concrete sidewalk	Middle School	Land	7/21/2006	9001	$16,564.00	$16,564.00	$16,564.00	Dicillo Landscaping
blinds in principal's office	Fernway	F&E	7/31/2006	9007	$1,850.00	$1,850.00	$1,850.00	Platt Window Treatments, LLC
sand and refinish floors rooms 201-206	Woodbury	Building	7/31/2006	9007	$17,375.00	$17,375.00	$17,375.00	Willoughby Interiors, Inc.
sand and refinish floors - music room	Woodbury	Building	7/31/2006	9007	$6,150.00	$6,150.00	$6,150.00	Willoughby Interiors, Inc.
sand and refinish floors - room 22	Boulevard	Building	7/31/2006	9007	$4,950.00	$4,950.00	$4,950.00	Willoughby Interiors, Inc.
sand and refinish floors - art room	Middle School	Building	7/31/2006	9007	$3,600.00	$3,600.00	$3,600.00	Willoughby Interiors, Inc.
construct storage room wall	High School	Building	7/31/2006	9007	$2,862.00	$2,862.00	$2,862.00	Wojcik Builders

CAPITAL PROJECTS

PROJECT	BUILDING	Land, Building, Vehicles, F&E	CHECK DATE	SPECIAL COST CENTER	ESTIMATED COST	ACTUAL COST MTD	ACTUAL COST TO DATE	CONTRACTOR/ VENDOR
floor repair - auditorium	Middle School	Building	7/31/2006	9007	$5,541.27	$5,541.27	$5,541.27	Wojcik Builders
sanitary sewer replacement	Middle School	F&E	7/31/2006	9009	$23,900.00	$23,900.00	$23,900.00	Pierce Mechanical
install 800 amp and transfer switch	Lomond	F&E	7/31/2006	9012	$20,150.00	$20,150.00	$20,150.00	Trivisonno Electric, Inc.
restroom remodeling - set up bid	Boulevard	Building	7/31/2006	9001	$860.00	$860.00	$860.00	Christian & Klopper, Inc.
line stripe painting	Admin	Land	7/31/2006	9001	$325.00	$325.00	$325.00	Industrial Surface Sealer, Inc
design fees, restroom	Boulevard	Building	7/31/2006	9005	$12,400.00	$12,400.00	$12,400.00	Christian & Klopper, Inc.
architectural fees - restroom remodel	Boulevard	Building	7/31/2006	9007	$7,447.23	$7,447.23	$7,447.23	Christian & Klopper, Inc.
architectural fees - restroom remodel	Boulevard	Building	7/31/2006	9009	$15,000.00	$15,000.00	$15,000.00	Christian & Klopper, Inc.
paint and repair classrooms	Woodbury	Building	7/31/2006	9007	$2,591.00	$2,591.00	$2,591.00	1st Choice Painting & Repairs
relamination of window areas	High School	Building	8/3/2006	9007	$5,500.00	$5,500.00	$5,500.00	The Cabinet Center
library circulation desk and shelving	Lomond	F&E	8/3/2006	9007	$6,749.00	$6,749.00	$6,749.00	Brad Butler & Associates
library circulation desk and shelving	Mercer	F&E	8/3/2006	9007	$5,581.00	$5,581.00	$5,581.00	Brad Butler & Associates
library circulation desk and shelving	Onaway	F&E	8/3/2006	9007	$11,201.00	$11,201.00	$11,201.00	Brad Butler & Associates
furnish & install 2 mini-split a/c units	Middle School	F&E	8/10/2006	9010	$9,980.00	$9,980.00	$9,980.00	Hoover Heating & Air Condtng
restripe parking lot & playground	Lomond	Land	8/10/2006	9001	$1,560.00	$1,560.00	$1,560.00	Industrial Surface Sealer, Inc
storm sewer repairs	Wdbry & Mrcr	Land	8/10/2006	9009	$3,800.00	$3,800.00	$3,800.00	Pinzone II
removal & disposal of floor tile in rms	Middle School	Building	8/10/2006	9007	$17,550.00	$17,550.00	$17,550.00	Precision Environmental
removal & disposal of floor tile in rms	Mercer	Building	8/10/2006	9007	$11,850.00	$11,850.00	$11,850.00	Precision Environmental
installation of 24 electrical outlets	Mercer	F&E	8/14/2006	9012	$4,800.00	$4,800.00	$4,800.00	Trivisonno Electric, Inc.
partial exp paid by Sh Schools Fndtn	Mercer	F&E	8/26/2006	9012	($2,800.00)	($2,800.00)	($2,800.00)	partial exp to Shaker Sch Foundtn
furnish & install rooftop a/c condenser	Middle School	F&E	8/14/2006	9010	$9,350.46	$9,350.46	$9,350.46	Hoover Heating & Air Condtng
install drainage under gym floor	Boulevard	Building	8/14/2006	9009	$20,950.00	$20,950.00	$20,950.00	Glo-Mar Masonry Inc.
installation of 200 amp line	High School	F&E	8/17/2006	9012	$4,300.00	$4,300.00	$4,300.00	Trivisonno Electric, Inc.
construct shelves	Onaway	F&E	8/25/2006	9007	$4,000.00	$4,000.00	$4,000.00	Pinzone II
library circulation desk and shelving	Boulevard	F&E	8/25/2006	9007	$4,686.03	$4,686.03	$4,686.03	Brad Butler & Associates
spray playground chips	District	Land	8/25/2006	9005	$3,390.00	$3,390.00	$3,390.00	Ready To Haul, LLC
purchase and install carpet -office	Fernway	F&E	8/25/2006	9007	$2,565.00	$2,565.00	$2,565.00	The Floor Show, Inc.
purchase and install carpet-library	Boulevard	F&E	8/25/2006	9007	$8,387.00	$8,387.00	$8,387.00	The Floor Show, Inc.
purchase and install carpet-library	Onaway	F&E	8/25/2006	9007	$6,177.00	$6,177.00	$6,177.00	The Floor Show, Inc.
purchase and bind carpet	High School	F&E	8/25/2006	9007	$4,900.00	$4,900.00	$4,900.00	The Floor Show, Inc.
purchase and install boiler	Fernway	F&E	8/25/2006	9010	$23,296.00	$23,296.00	$23,296.00	RCR Services
office furniture	Warehouse	F&E	8/31/2006	9007	$2,105.95	$2,105.95	$2,105.95	Demco Media
supply and install flooring	Middle School	F&E	9/8/2006	9007	$3,250.00	$3,250.00	$3,250.00	The Floor Show, Inc.
supply and install flooring	Onaway	F&E	9/8/2006	9007	$6,348.00	$6,348.00	$6,348.00	The Floor Show, Inc.
air conditioning service	District	F&E	9/8/2006	9010	$3,850.00	$3,850.00	$3,850.00	Hoover Heating & Air Condtng
contractor services/Art room	High School	Building	9/8/2006	9007	$16,629.00	$16,629.00	$16,629.00	Wojcik Builders
painting and repairs	Woodbury	Building	9/8/2006	9007	$180.00	$180.00	$180.00	1st Choice Painting & Repairs
painting lockers in and out	Fernway	Building	9/8/2006	9007	$500.00	$500.00	$500.00	Northcoast Office Furniture
painting lockers in and out	Lomond	Building	9/8/2006	9007	$4,578.00	$4,578.00	$4,578.00	Northcoast Office Furniture
new curb and island removal	Bus Garage	Land	9/8/2006	9001	$11,385.00	$11,385.00	$11,385.00	North Coast Paving
replace sidewalks	Onaway	Land	9/8/2006	9001	$12,825.00	$12,825.00	$12,825.00	Pinzone II

CAPITAL PROJECTS

PROJECT	BUILDING	Land, Building, Vehicles, F&E	CHECK DATE	SPECIAL COST CENTER	ESTIMATED COST	ACTUAL COST MTD	ACTUAL COST TO DATE	CONTRACTOR/ VENDOR
vault waterproofing	Lomond	Building	9/8/2006	9004	$18,268.00	$18,268.00	$18,268.00	MA Building & Maintenance
scrub/recoat upper/lower gym floor	Woodbury	F&E	9/15/2006	9007	$2,050.00	$2,050.00	$2,050.00	DA Robers & Assoc., Inc.
repair roof	High School	Building	9/15/2006	9004	$23,475.00	$23,475.00	$23,475.00	Allied Commercial Roofing
repair roof	Boulevard	Building	9/15/2006	9004	$7,920.00	$7,920.00	$7,920.00	Allied Commercial Roofing
soffit and facia repair	Onaway	Building	9/15/2006	9005	$11,700.00	$11,700.00	$11,700.00	Coniglio Company
strip and refinish wainscoting	Middle School	Building	9/15/2006	9007	$11,800.00	$11,800.00	$11,800.00	Coniglio Company
supply/install carpet-guidance office	High School	F&E	9/15/2006	9007	$4,882.00	$4,882.00	$4,882.00	The Floor Show, Inc.
sand/refinish room 347	Woodbury	F&E	9/15/2006	9007	$1,650.00	$1,650.00	$1,650.00	Willoughby Interiors, Inc.
new stair treads	Admin	F&E	9/15/2006	9007	$1,495.00	$1,495.00	$1,495.00	Regal Carpet Center, Inc.
oven and 2 heated cabinets	Middle School	F&E	9/22/2006	9007	$22,249.00	$22,249.00	$22,249.00	Dubick Fixture & Supply, Inc.
door replacement/weatherproofing	Lomond	Building	9/22/2006	9005	$2,230.00	$2,230.00	$2,230.00	Pacione Ornamental Iron, LLC
miscellaneous professional services	District	F&E	9/22/2006	9007	$8,923.00	$8,923.00	$8,923.00	Christian & Klopper, Inc.
desks, chairs, & tables	High School	F&E	9/22/2006	9007	$15,076.07	$15,076.07	$15,076.07	Waller-Duman, Inc.
cabinet construction	Boulevard	F&E	9/22/2006	9007	$9,055.00	$9,055.00	$9,055.00	Stanley's Custom Millwork
door adjustments and wiring	Warehouse	Building	9/27/2006	9006	$825.00	$825.00	$825.00	Alert Door & Operator Company
replace damaged sidewalks	Woodbury	Land	10/9/2006	9001	$17,925.00	$17,925.00	$17,925.00	Cemex Construction
sound-deadening flooring in aud	Woodbury	Building	10/9/2006	9007	$13,256.00	$13,256.00	$13,256.00	Floor Show
repaint and seal South gym floor	High School	Building	10/9/2006	9007	$12,990.00	$12,990.00	$12,990.00	Frank Novak & Sons, Inc.
adjustable conference room table	Middle School	F&E	10/9/2006	9007	$3,174.40	$3,174.40	$3,174.40	K-Log, Inc.
replace gate valves main water supply	High School	Building	10/9/2006	9009	$7,180.00	$7,180.00	$7,180.00	Pierce Mechanical
arch services re: special needs space	Fernway	Building	10/9/2006	9007	$1,970.00	$1,970.00	$1,970.00	Collins, Gordon, Bostwick Arch
electric motors for bsktball backbds	Woodbury	F&E	10/16/2006	9007	$2,100.00	$2,100.00	$2,100.00	R. T. Athco
roof restoration	Mercer	Building	10/16/2006	9004	$22,676.00	$22,676.00	$22,676.00	Terik Roofing Inc.
complete renovation of kitchenette	Bus Garage	Building	10/16/2006	9007	$8,900.00	$8,900.00	$8,900.00	Coniglio Company
project mgmt services for roof repairs	District	Building	10/24/2006	9004	$6,750.00	$6,750.00	$6,750.00	Kenderson, Inc.
installation of four security cameras	High School	F&E	10/31/2006	9007	$2,455.00	$2,455.00	$2,455.00	21st Century Alarm
installation of two security cameras	High School	F&E	11/17/2006	9005	$2,979.00	$2,979.00	$2,979.00	21st Century Alarm
labor and material for landscaping	Fernway	Land	11/17/2006	9001	$4,277.00	$4,277.00	$4,277.00	Dipadova Landscaping Inc.
landscape architect's fee	Fernway	Land	11/17/2006	9001	$300.00	$300.00	$300.00	McKnight & Associates
furnish and install hot water boiler	Admin	F&E	11/17/2006	9010	$18,695.00	$18,695.00	$18,695.00	RCR Services
misc asphalt patching in parking lots	District	Land	11/30/2006	9001	$2,850.00	$2,850.00	$2,850.00	North Coast Paving
remove asphalt, apply topsoil in Ctyd	Middle School	Land	11/30/2006	9001	$21,570.00	$21,570.00	$21,570.00	Pinzone II
furnish and install fire alarm devices	Boulevard	F&E	12/20/2006	9007	$8,824.38	$8,824.38	$8,824.38	Paladin Protective Systems, Inc
75 student chairs	District	F&E	12/20/2006	9007	$4,064.78	$4,064.78	$4,064.78	Waller-Duman, Inc.
75 student chairs	Onaway	F&E	1/12/2007	9007	$3,906.12	$3,906.12	$3,906.12	Waller-Duman, Inc.
furnish & install double-hung windows	Admin	Building	1/23/2007	9005	$11,476.00	$11,476.00	$11,476.00	Pella Window and Door Co.
furnish & install new lockers	Woodbury	F&E	1/23/2007	9007	$20,995.12	$20,995.12	$20,995.12	Waller-Duman, Inc.
75 student chairs	District	F&E	1/23/2007	9007	$3,631.30	$3,631.30	$3,631.30	Waller-Duman, Inc.
100 student lift-lid desks	Fernway/Mercer	F&E	1/23/2007	9007	$11,514.93	$11,514.93	$11,514.93	Waller-Duman, Inc.
five mobile cafeteria tables	Mercer	F&E	1/23/2007	9007	$5,492.70	$5,492.70	$5,492.70	Waller-Duman, Inc.
investigate & test concrete bleachers	High School	Building	2/9/2007	9003	$11,500.00	$11,500.00	$11,500.00	Barber and Hoffman, Inc.

CAPITAL PROJECTS

PROJECT	BUILDING	Land, Building, Vehicles, F&E	CHECK DATE	SPECIAL COST CENTER	ESTIMATED COST	ACTUAL COST MTD	ACTUAL COST TO DATE	CONTRACTOR/ VENDOR
restripe visitor parking lot	Middle School	Land	2/9/2007	9001	$200.00	$200.00	$200.00	Industrial Surface Sealer, Inc
restripe South parking lot	High School	Land	2/9/2007	9001	$742.00	$742.00	$742.00	Industrial Surface Sealer, Inc
furnish and install cast iron boiler	Woodbury	F&E	2/9/2007	9010	$14,950.00	$14,950.00	$14,950.00	RCR Services
men's room renovation at bus garage	Maintenance	Building	2/9/2007	9009	$19,106.20	$19,106.20	$19,106.20	Tenant Construction
rigging and safety upgrade/repair	Middle School	Building	3/16/2007	9007	$24,507.00	$24,507.00	$24,507.00	Tiffin Scenic Studios, Inc
two cafeteria tables	Mercer	F&E	3/16/2007	9007	$2,190.66	$2,190.66	$2,190.66	Waller-Duman, Inc.
installation of winches for basketball	High School	F&E	3/16/2007	9007	$500.00	$500.00	$500.00	R. T. Athco
replacement of booster pump	Middle School	F&E	3/16/2007	9008	$967.38	$967.38	$967.38	Herb's Pumps
computer workstation & misc prod	Boulevard	F&E	3/23/2007	9007	$5,495.34	$5,495.34	$5,495.34	Demco, Inc.
purch & install Weil McLain boiler	Lomond	F&E	3/30/2007	9010	$24,840.00	$24,840.00	$24,840.00	RCR Services
stacking chairs (15) for library	Onaway	F&E	3/30/2007	9007	$808.76	$808.76	$808.76	Waller-Duman, Inc.
student planner tables (4)	High School	F&E	3/30/2007	9007	$1,312.40	$1,312.40	$1,312.40	Waller-Duman, Inc.
painting and repairs to teachers lounge	High School	Building	4/20/2007	9007	$3,200.00	$3,200.00	$3,200.00	Quality Care Painting (F. Lewis)
removal and disposal of pool boiler	Woodbury	Building	4/27/2007	9008	$7,400.00	$7,400.00	$7,400.00	Precision Environmental
supply & install new carpet in office	Lomond	Building	5/11/2007	9007	$740.00	$740.00	$740.00	Floor Show
misc painting and repairs	Onaway	Building	5/11/2007	9007	$950.00	$950.00	$950.00	1st Choice Painting & Repairs
painting and repairs in music room	Middle School	Building	5/11/2007	9007	$180.00	$180.00	$180.00	1st Choice Painting & Repairs
concrete step repairs	Woodbury	Building	5/11/2007	9003	$4,750.00	$4,750.00	$4,750.00	HMH Restoration, Ltd.
partial pymt for carpet not installed	High School	F&E	5/24/2007	9007	$7,500.00	$7,500.00	$7,500.00	Regal Carpet Center, Inc.
27 armless shell chairs	Fernway	F&E	6/19/2007	9007	$4,568.00	$4,568.00	$4,568.00	The Cuyahoga Companies, Inc
painting and repairs	Warehouse	Building	6/19/2007	9007	$180.00	$180.00	$180.00	1st Choice Painting & Repairs
painting and repairs	Middle School	Building	6/19/2007	9007	$630.00	$630.00	$630.00	1st Choice Painting & Repairs
remove/replace gym floor	Boulevard	Building	8/10/2007	9007	$22,600.00	$22,600.00	$22,600.00	Wood Floor Unlimited
painting and repairs	Middle School	Building	8/10/2007	9007	$75.00	$75.00	$75.00	1st Choice Painting & Repairs
painting and repairs	Woodbury	Building	8/17/2007	9007	$8,330.00	$8,330.00	$8,330.00	1st Choice Painting & Repairs
repair and install carpet	Boulevard	F&E	8/24/2007	9007	$3,638.00	$3,638.00	$3,638.00	Regal Carpet Center, Inc.
clock repair	Woodbury	Building	8/31/2007	9005	$19,748.00	$19,748.00	$19,748.00	The Verdin Company
resurface running track	High School	Building	8/31/2007	9001	$24,850.00	$24,850.00	$24,850.00	Athletic Surface Technology
concrete step repairs	Woodbury	Building	8/31/2007	9003	$6,350.00	$6,350.00	$6,350.00	HMH Restoration, Ltd.
repair and install carpet - music room	Woodbury	F&E	9/12/2007	9007	$8,409.00	$8,409.00	$8,409.00	Floor Show
computer work stations	Lomond	F&E	9/12/2007	9007	$3,887.63	$3,887.63	$3,887.63	Demco, Inc.
refrigerator	Middle School	F&E	9/12/2007	9007	$13,303.00	$13,303.00	$13,303.00	Dubick Fixture & Supply, Inc.
walk-in freezer	High School	F&E	9/12/2007	9007	$15,685.00	$15,685.00	$15,685.00	Dubick Fixture & Supply, Inc.
remodel stage A & B dressing rooms	High School	Building	9/14/2007	9007	$15,737.00	$15,737.00	$15,737.00	Wojcik Builders
install new carpet	Lomond	F&E	9/14/2007	9007	$12,613.00	$12,613.00	$12,613.00	Regal Carpet Center, Inc.
sand, seal and paint gym floor	Boulevard	F&E	9/14/2007	9007	$17,140.00	$17,140.00	$17,140.00	Ohio Floor Company
gas convection oven	High School	F&E	9/21/2007	9007	$10,375.00	$10,375.00	$10,375.00	Dubick Fixture & Supply, Inc.
line extension charge	High School	F&E	9/28/2007	9007	$12,142.00	$12,142.00	$12,142.00	Illuminating Co.
100 student stacking chairs	High School	F&E	10/8/2007	9007	$5,330.56	$5,330.56	$5,330.56	Waller-Duman, Inc.
100 student chairs	High School	F&E	10/8/2007	9007	$6,885.00	$6,885.00	$6,885.00	Wenger Corporation
Environmental Abatement	District	Building	10/11/2007	9007	$17,131.63	$17,131.63	$17,131.63	GCS Industrial Services Ltd

CAPITAL PROJECTS

PROJECT	BUILDING	Land, Building, Vehicles, F&E	CHECK DATE	SPECIAL COST CENTER	ESTIMATED COST	ACTUAL COST MTD	ACTUAL COST TO DATE	CONTRACTOR/ VENDOR
software, touch screen, scanner	High School	Building	10/22/2007	9007	$3,660.00	$3,660.00	$3,660.00	Esber Cash Register
45 tablets and chairs	Middle School	F&E	11/16/2007	9005	$6,447.00	$6,447.00	$6,447.00	Wenger Corporation
carpet installation	High School	Building	11/30/2007	9007	$7,678.00	$7,678.00	$7,678.00	Floor Show
hot food serving counter	Woodbury	F&E	12/14/2007	9007	$19,393.00	$19,393.00	$19,393.00	Trimark SS Kemp
refrigerators	Elementary	F&E	12/28/2007	9007	$15,675.00	$15,675.00	$15,675.00	Dubick Fixture & Supply, Inc.
Gymnasium repair	Boulevard	Building	1/16/2008	9007	$8,296.00	$8,296.00	$8,296.00	Elegant Interiors and Design
remove floor tile	Onaway	Building	1/16/2008	9007	$11,850.00	$11,850.00	$11,850.00	Precision Environmental
remove contaminated materials	High School	Building	1/16/2008	9010	$6,200.00	$6,200.00	$6,200.00	Precision Environmental
plain dealer ad window replacement	Mercer	Building	2/23/2008	9006	$978.06	$978.06	$978.06	The Plain Dealer
Electronic Blueprints	Middle School	Building	2/29/2008	9007	$54.49	$54.49	$54.49	eBlueprints
vending machine	District	F&E	2/22/2008	9007	$3,245.00	$3,245.00	$3,245.00	VE Global Solutions, LLC
Demco Refund	District	F&E	4/23/2008	9007	($489.99)	($489.99)	($489.99)	DEMCO
Repair concrete around stairwell	Fernway	Building	7/31/2008	9007	$1,600.00	$1,600.00	$1,600.00	Larry Slapnicker Construction
Construction services	High School	Building	7/31/2008	9001	$44,160.00	$44,160.00	$44,160.00	Automatic Mechanical
lockers	Middle School	F&E	8/8/2008	9007	$76,804.20	$76,804.20	$76,804.20	Waller-Duman, Inc.
install bottom tennis court rail	District	F&E	8/15/2008	9005	$2,350.00	$2,350.00	$2,350.00	Anchor Construction Fencing
cooler and freezer	District	F&E	8/29/2008	9007	$2,440.00	$2,440.00	$2,440.00	Dubick Fixture & Supply, Inc.
stripping and finishing restroom doors	Woodbury	Building	8/29/2008	9007	$2,750.00	$2,750.00	$2,750.00	Dependable Painting Co.
install overhead door	District	Building	9/11/2008	9005	$12,670.00	$12,670.00	$12,670.00	Wojcik Builders
refinish wood paneling and door	Middle School	Building	9/11/2008	9007	$3,725.00	$3,725.00	$3,725.00	Dependable Painting Co.
locker materials	Middle School	F&E	9/24/2008	9007	$8,533.80	$8,533.80	$8,533.80	Waller-Duman, Inc.
removing and replacing boiler pad	Lomond	F&E	9/11/2008	9010	$1,800.00	$1,800.00	$1,800.00	Larry Slapnicker Construction
boiler retube labor and material	Woodbury	F&E	9/24/2008	9010	$10,884.00	$10,884.00	$10,884.00	RCR Services
fascia/soffit repair	Woodbury	F&E	10/24/2008	9007	$17,536.00	$17,536.00	$17,536.00	Regency Construction
Lightpole and flagpole modifications	Middle School	F&E	10/17/2008	9005	$15,900.00	$15,900.00	$15,900.00	Regency Construction
advertising	District	F&E	10/31/2008	9007	$279.44	$279.44	$279.44	The Plain Dealer
Convection Oven	Middle School	F&E	11/26/2008	9007	$6,610.00	$6,610.00	$6,610.00	Dubick Fixture & Supply, Inc.
Upgrade Storage	High School	F&E	12/9/2008	9007	$4,190.40	$4,190.40	$4,190.40	Integrated Precision Systems
Install Cameras in gym, locker room	High School	F&E	12/19/2008	9007	$12,705.00	$12,705.00	$12,705.00	21st Century Alarm
boiler retube labor and material	Middle School	F&E	12/9/2008	9010	$10,884.00	$10,884.00	$10,884.00	RCR Services
Install new boiler	Lomond	F&E	1/9/2009	9010	$24,300.00	$24,300.00	$24,300.00	RCR Services
Consulting Services	District	F&E	2/25/2009	9007	$18,108.00	$18,108.00	$18,108.00	Christian & Klopper, Inc.
Architectural Services	Middle School	F&E	6/12/2009	9007	$11,079.00	$11,079.00	$11,079.00	Christian & Klopper, Inc.
Roof Repair	Woodbury	Building	7/31/2009	9004	$48,012.30	$48,012.30	$48,012.30	Facility Products and Services
Roof Repair	Woodbury	Building	10/30/2009	9004	$5,334.70	$5,334.70	$5,334.70	Facility Products and Services
MS Locker Painting Ad	Middle School	F&E	5/31/2010	9007	$878.24	$878.24	$878.24	Sun/PD/Cleve.com
Locker Repainting	Middle School	F&E	8/13/2010	9007	$34,315.00	$34,315.00	$34,315.00	American Office Service
Locker Repair	High School	F&E	8/5/2010	9007	$7,820.00	$7,820.00	$7,820.00	Rayhaven Equipment
MS Locker Painting	Middle School	F&E	9/30/2010	9007	$630.20	$630.20	$630.20	American Office Service
Plain Dealer Ad	Middle School	Building	4/20/2011	9004	$513.97	$513.97	$513.97	Northeast Ohio Marketing
Administrative Bldg Fire Alarm								

CAPITAL PROJECTS

PROJECT	BUILDING	Land, Building, Vehicles, F&E	CHECK DATE	SPECIAL COST CENTER	ESTIMATED COST	ACTUAL COST MTD	ACTUAL COST TO DATE	CONTRACTOR/ VENDOR
contractor	Admin		9/19/2003		$22,500.00	$22,500.00	$22,500.00	Hilliard Electric
High School Roof Repair								
Roof Repair PVC Mat'l and Labor	High School	Building	7/20/2010	9004	$136,776.39	$136,776.39	$136,776.39	Terik Roofing
Roof Repair PVC Mat'l and Labor	High School	Building	8/13/2010	9004	$100,273.79	$100,273.79	$100,273.79	Terik Roofing
Roof Repair PVC Mat'l and Labor	High School	Building	9/20/2010	9004	$97,763.82	$97,763.82	$97,763.82	Terik Roofing
Middle School Roof Replacement								
roof replacement	Middle School		7/28/2003		$91,033.00	$82,951.00	$82,951.00	Building Technicians Corp.
			11/14/2003			$8,082.00	$8,082.00	
Middle School Roof Replacement								
labor and material	Middle School	Building	7/31/2008	9004	$116,127.00	$116,127.00	$116,127.00	Building Technicians Corp.
Survey and inspection	Middle School	Building	8/29/2008	9004	$4,410.00	$4,410.00	$4,410.00	Kenderson, Inc
roofing work	Middle School	Building	9/24/2008	9004	$46,355.40	$46,355.40	$46,355.40	Building Technicians Corp.
roofing work	Middle School	Building	10/14/2008	9004	$8,490.00	$8,490.00	$8,490.00	Building Technicians Corp.
roofing work	Middle School	Building	10/15/2008	9004	$4,410.00	$4,410.00	$4,410.00	Kenderson, Inc
roofing work	Middle School	Building	11/19/2008	9004	$18,053.60	$18,053.60	$18,053.60	Building Technicians Corp.
Lomond Roof Replacement								
roof replacement	Lomond		9/30/2003		$118,164.00	$105,326.30	$105,326.30	Building Technicians Corp.
			11/14/2003			$12,837.70	$12,837.70	
High School Electrical Upgrade								
engineering services study phase	High School		9/30/2003		$4,800.00	$4,000.00	$4,000.00	Bacik Karpinski Associates
			10/31/2003			$800.00	$800.00	
			1/9/2004			$2,000.00	$2,000.00	
			4/16/2004			$560.00	$560.00	
construction administration	High School		12/8/2003		$11,200.00	$6,010.30	$6,010.30	Bacik Karpinski Associates
			2/9/2004			$680.79	$680.79	
			3/12/2004			$1,120.00	$1,120.00	
			5/21/2004			$500.00	$500.00	
electrical work	High School		3/30/2004		$124,520.00	$79,548.66	$79,548.66	Genesis Electric
			5/14/2004			$13,389.89	$13,389.89	
High School Small Auditorium								
HVAC Services			11/7/2003		$73,339.00	$73,339.00	$73,339.00	Mid Continent Construction
Woodbury Play Area								
excavating, curbs, landscaping			7/30/2004		$50,500.00	$28,320.00	$28,320.00	Perfecturf, Inc.
			9/9/2004			$20,160.00	$20,160.00	
less LOLA Contribution			11/30/2004				($28,480.00)	Less LOLA Contribution
Boulevard ADA Elevator Addition								

CAPITAL PROJECTS

PROJECT	BUILDING	Land, Building, Vehicles, F&E	CHECK DATE	SPECIAL COST CENTER	ESTIMATED COST	ACTUAL COST MTD	ACTUAL COST TO DATE	CONTRACTOR/ VENDOR
architectural services	Boulevard	Building	6/9/2004		$4,600.00	$471.77	$471.77	Collins Gordon Bostwick
architectural services	Boulevard	Building	7/27/2004			$920.00	$920.00	
architectural services	Boulevard	Building	8/27/2004			$1,150.00	$1,150.00	
Boulevard elevator project	Boulevard	Building	5/10/2005	9002	$447.39	$447.39	$447.39	Collins, Gordon, Bostwick Arch.
architectural design and documents	Boulevard	Building	6/9/2005	9002	$14,762.50	$14,762.50	$14,762.50	Collins Gordon Bostwick
architectural design and documents	Boulevard	Building	6/9/2005	9002	$7,087.50	$7,087.50	$7,087.50	Collins Gordon Bostwick
architect's reimbursable expenses	Boulevard	Building	6/27/2005	9002	$4,304.68	$4,304.68	$4,304.68	Collins Gordon Bostwick
construction fee - 20%	Boulevard	Building	7/28/2005	9002	$1,880.00	$1,880.00	$1,880.00	Collins Gordon Bostwick
elevator	Boulevard	Building	7/28/2005	9002	$10,632.00	$10,632.00	$10,632.00	Otis Elevator
elevator addition	Boulevard	Building	8/5/2005	9002	$19,385.32	$19,385.32	$19,385.32	White House Construction
architectural services & reimb exp	Boulevard	Building	8/31/2005	9002	$2,546.88	$2,546.88	$2,546.88	Collins Gordon Bostwick
partial payment for construction	Boulevard	Building	9/8/2005	9002	$35,214.61	$35,214.61	$35,214.61	White House Construction
partial payment for construction	Boulevard	Building	9/23/2005	9002	$49,627.29	$49,627.29	$49,627.29	White House Construction
architectural services & reimb exp	Boulevard	Building	9/23/2005	9002	$1,880.00	$1,880.00	$1,880.00	Collins Gordon Bostwick
furnish & install elevator (partial)	Boulevard	Building	10/7/2005	9002	$24,664.00	$24,664.00	$24,664.00	Otis Elevator
architectural services & reimb exp	Boulevard	Building	11/4/2005	9002	$1,410.00	$1,410.00	$1,410.00	Collins Gordon Bostwick
partial payment for construction	Boulevard	Building	11/4/2005	9002	$14,789.00	$14,789.00	$14,789.00	Otis Elevator
architectural services re: construction	Boulevard	Building	1/10/2006	9002	$1,880.00	$1,880.00	$1,880.00	Collins Gordon Bostwick
partial payment for construction	Boulevard	Building	1/10/2006	9002	$80,900.04	$80,900.04	$80,900.04	White House Construction
correct elevator violations	Boulevard	Building	2/15/2006	9002	$620.00	$620.00	$620.00	Hotline Electric Company
final payment for construction	Boulevard	Building	4/7/2006	9002	$8,660.00	$8,660.00	$8,660.00	White House Construction
final payment for construction	Boulevard	Building	5/8/2006	9007	$9,565.00	$9,565.00	$9,565.00	Otis Elevator
Lomond ADA Elevator Addition								
architectural services	Lomond	Building	6/29/2006	9006	$5,550.00	$5,550.00	$5,550.00	Collins, Gordon, Bostwick
architectural services	Lomond	Building	10/9/2006	9007	$357.50	$357.50	$357.50	Collins, Gordon, Bostwick
architectural services	Lomond	Building	11/30/2006	9007	$3,900.00	$3,900.00	$3,900.00	Collins, Gordon, Bostwick
Fernway ADA Elevator Addition								
architectural services	Fernway	Building	10/9/2006	9007	$12,475.70	$12,475.70	$12,475.70	Collins, Gordon, Bostwick
Ballfield Renovations - 2005/2006								
I. Boulevard:								
soccer field survey	Boulevard	Land	5/10/2005	9001	$1,850.00	$1,850.00	$1,850.00	S Hovancsek & Associates
field specifications & CAD drawings	Boulevard	Land	6/9/2005	9001	$1,404.00	$1,404.00	$1,404.00	Elliott Turfgrass Consulting
grass fields at Blvd School	Boulevard	Land	7/29/2005	9001	$2,000.00	$2,000.00	$2,000.00	Elliott Turfgrass Consulting
10% retainer for field renovations	Boulevard	Land	1/13/2006	9001	$17,587.00	$17,587.00	$17,587.00	Emch Brothers Inc.
II. Middle School:								
upfront specs for school fields	Middle School	Land	7/27/2005	9001	$2,000.00	$2,000.00	$2,000.00	Christian & Klopper, Inc.
field renovations	Middle School	Land	8/5/2005	9001	$172,530.00	$172,530.00	$172,530.00	Emch Brothers Inc.

CAPITAL PROJECTS

PROJECT	BUILDING	Land, Building, Vehicles, F&E	CHECK DATE	SPECIAL COST CENTER	ESTIMATED COST	ACTUAL COST MTD	ACTUAL COST TO DATE	CONTRACTOR/ VENDOR
field site visits and phone calls	Middle School	Land	8/18/2005	9001	$2,000.00	$2,000.00	$2,000.00	Elliott Turfgrass Consulting
field renovations	Middle School	Land	8/31/2005	9001	$25,450.00	$25,450.00	$25,450.00	Emch Brothers Inc.
renovation to field	Middle School	Land	9/8/2005	9007	$31,070.00	$31,070.00	$31,070.00	Emch Brothers Inc.
10% retainer for field renovations	Middle School	Land	1/13/2006	9001	$7,863.50	$7,863.50	$7,863.50	Emch Brothers Inc.
III. High School:								
athletic field surveys	High School	Land	7/29/2005	9001	$2,400.00	$2,400.00	$2,400.00	Stephen Hovancsek
field design, specs for baseball fields	High School	Land	9/15/2005	9001	$5,500.00	$5,500.00	$5,500.00	Elliott Turfgrass Consulting
continued improvements on ballfields	**HS & Lomond**	Land	10/28/2005	9001	$160,162.20	$160,162.20	$160,162.20	Emch Brothers Inc.
architectural serv - ballfield renovtns	High School	Land	11/7/2005	9001	$4,328.99	$4,328.99	$4,328.99	Christian & Klopper, Inc.
baseball field - phase I (partial)	High School	Land	11/18/2005	9001	$44,204.40	$44,204.40	$44,204.40	Emch Brothers Inc.
baseball outfield - phase II (partial)	High School	Land	1/13/2006	9001	$58,794.00	$58,794.00	$58,794.00	Emch Brothers Inc.
install irrigation tap & water meter pit	High School	Land	1/24/2006	9009	$21,575.00	$21,575.00	$21,575.00	Utilities Construction Co.
cut down and remove tree by field	High School	Land	1/27/2006	9001	$1,220.00	$1,220.00	$1,220.00	Black Bear Tree Service
baseball field - phase I (final)	High School	Land	5/31/2006	9001	$28,792.36	$28,792.36	$28,792.36	Emch Brothers Inc.
baseball field repair	High School	Land	10/9/2006	9005	$3,475.00	$3,475.00	$3,475.00	Elliott Turfgrass Consulting
IV. Lomond:								
athletic field surveys	Lomond	Land	7/29/2005	9001	$2,100.00	$2,100.00	$2,100.00	Stephen Hovancsek
field design, specs for baseball fields	Lomond	Land	9/15/2005	9001	$5,000.00	$5,000.00	$5,000.00	Elliott Turfgrass Consulting
baseball fields - phase II (partial)	Lomond	Land	11/18/2005	9001	$73,678.50	$73,678.50	$73,678.50	Emch Brothers Inc.
permanent player benches (8)	Lomond	Land	1/20/2006	9005	$5,531.41	$5,531.41	$5,531.41	Waller-Duman, Inc.
baseball fields renovation (partial)	Lomond	Land	1/13/2006	9001	$15,186.00	$15,186.00	$15,186.00	Emch Brothers Inc.
baseball fields - phase II (partial)	Lomond	Land	5/31/2006	9001	$66,131.00	$66,131.00	$66,131.00	Emch Brothers Inc.
baseball fields - phase II FINAL	Lomond	Land	9/22/2006	9005	$23,754.00	$23,754.00	$23,754.00	Emch Brothers Inc.
Window Replacements								
I. Fernway:								
window replacement project	Fernway	Building	10/24/2005	9006	$6,270.83	$6,270.83	$6,270.83	Collins, Gordon, Bostwick Arch
arch reimbursables - replace windows	Fernway	Building	11/18/2005	9006	$1,100.00	$1,100.00	$1,100.00	Collins, Gordon, Bostwick Arch
window replacement project	Fernway	Building	1/10/2006	9006	$12,884.91	$12,884.91	$12,884.91	Collins, Gordon, Bostwick Arch
architectural services - partial	Fernway	Building	2/10/2006	9006	$1,254.16	$1,254.16	$1,254.16	Collins, Gordon, Bostwick Arch
architectural services - partial	Fernway	Building	2/28/2006	9006	$1,003.34	$1,003.34	$1,003.34	Collins, Gordon, Bostwick Arch
contractor's work - partial	Fernway	Building	3/24/2006	9006	$7,256.70	$7,256.70	$7,256.70	Kiczek Builders
architectural services - partial	Fernway	Building	3/31/2006	9006	$258.25	$258.25	$258.25	Collins, Gordon, Bostwick Arch
contractor's work - partial	Fernway	Building	5/25/2006	9006	$92,462.30	$92,462.30	$92,462.30	Kiczek Builders
contractor's work - partial	Fernway	Building	6/21/2006	9006	$14,804.26	$14,804.26	$14,804.26	Kiczek Builders
window replacement project	Fernway	Building	7/21/2006	9006	$186,412.13	$186,412.13	$186,412.13	Kiczek Builders
architectural services - partial	Fernway	Building	8/3/2006	9006	$572.79	$572.79	$572.79	Collins, Gordon, Bostwick Arch
architectural services - partial	Fernway	Building	8/25/2006	9006	$1,505.00	$1,505.00	$1,505.00	Collins, Gordon, Bostwick Arch
contractor's work - partial	Fernway	Building	9/8/2006	9006	$83,128.69	$83,128.69	$83,128.69	Kiczek Builders

CAPITAL PROJECTS

PROJECT	BUILDING	Land, Building, Vehicles, F&E	CHECK DATE	SPECIAL COST CENTER	ESTIMATED COST	ACTUAL COST MTD	ACTUAL COST TO DATE	CONTRACTOR/ VENDOR
contractor's work - partial	Fernway	Building	9/15/2006	9006	$45,865.04	$45,865.04	$45,865.04	Kiczek Builders
architectural services - partial	Fernway	Building	10/9/2006	9006	$1,226.53	$1,226.53	$1,226.53	Collins, Gordon, Bostwick Arch
architectural services - partial	Fernway	Building	11/30/2006	9006	$250.83	$250.83	$250.83	Collins, Gordon, Bostwick Arch
contractor's work - partial	Fernway	Building	12/29/2006	9006	$9,731.93	$9,731.93	$9,731.93	Kiczek Builders
final retainage to contractor	Fernway	Building	3/23/2007	9006	$2,000.00	$2,000.00	$2,000.00	Kiczek Builders
II. Lomond:								
window replacement project	Lomond	Building	10/24/2005	9006	$6,270.83	$6,270.83	$6,270.83	Collins, Gordon, Bostwick Arch
architect's reimbursables	Lomond	Building	11/18/2005	9006	$1,100.00	$1,100.00	$1,100.00	Collins, Gordon, Bostwick Arch
window replacement project	Lomond	Building	1/10/2006	9006	$12,884.91	$12,884.91	$12,884.91	Collins, Gordon, Bostwick Arch
architectural services - partial	Lomond	Building	2/10/2006	9006	$1,254.16	$1,254.16	$1,254.16	Collins, Gordon, Bostwick Arch
architectural services - partial	Lomond	Building	2/28/2006	9006	$1,003.34	$1,003.34	$1,003.34	Collins, Gordon, Bostwick Arch
contractor's work - partial	Lomond	Building	3/24/2006	9006	$8,687.70	$8,687.70	$8,687.70	Kiczek Builders
architectural services - partial	Lomond	Building	3/31/2006	9006	$258.25	$258.25	$258.25	Collins, Gordon, Bostwick Arch
architectural services - partial	Lomond	Building	5/25/2006	9006	$2,257.50	$2,257.50	$2,257.50	Collins, Gordon, Bostwick Arch
contractor's work - partial	Lomond	Building	5/25/2006	9006	$355,885.53	$355,885.53	$355,885.53	Kiczek Builders
contractor's work - partial	Lomond	Building	6/21/2006	9006	$86,777.49	$86,777.49	$86,777.49	Kiczek Builders
architect's reimbursables	Lomond	Building	8/3/2006	9006	$71.13	$71.13	$71.13	Collins, Gordon, Bostwick Arch
architectural services - partial	Lomond	Building	8/25/2006	9006	$250.83	$250.83	$250.83	Collins, Gordon, Bostwick Arch
architectural services - partial	Lomond	Building	10/9/2006	9006	$1,226.52	$1,226.52	$1,226.52	Collins, Gordon, Bostwick Arch
contractor's work - partial	Lomond	Building	12/29/2006	9006	$9,731.93	$9,731.93	$9,731.93	Kiczek Builders
final retainage to contractor	Lomond	Building	3/23/2007	9006	$1,000.00	$1,000.00	$1,000.00	Kiczek Builders
III. Onaway:								
window replacement project	Onaway	Building	10/24/2005	9006	$6,270.83	$6,270.83	$6,270.83	Collins, Gordon, Bostwick Arch
architect's reimbursable expenses	Onaway	Building	11/18/2005	9006	$1,100.00	$1,100.00	$1,100.00	Collins, Gordon, Bostwick Arch
window replacement project	Onaway	Building	1/10/2006	9006	$12,884.91	$12,884.91	$12,884.91	Collins, Gordon, Bostwick Arch
architectural services - partial	Onaway	Building	2/10/2006	9006	$1,254.16	$1,254.16	$1,254.16	Collins, Gordon, Bostwick Arch
architectural services - partial	Onaway	Building	2/28/2006	9006	$1,003.34	$1,003.34	$1,003.34	Collins, Gordon, Bostwick Arch
architect's reimbursable expenses	Onaway	Building	3/9/2006	9006	$64.27	$64.27	$64.27	Collins, Gordon, Bostwick Arch
contractor's work - partial	Onaway	Building	3/24/2006	9006	$9,009.90	$9,009.90	$9,009.90	Kiczek Builders
architect's reimbursable expenses	Onaway	Building	3/31/2006	9006	$258.25	$258.25	$258.25	Collins, Gordon, Bostwick Arch
contractor's work - partial	Onaway	Building	5/25/2006	9006	$98,153.10	$98,153.10	$98,153.10	Kiczek Builders
contractor's work - partial	Onaway	Building	6/21/2006	9006	$2,380.74	$2,380.74	$2,380.74	Kiczek Builders
window replacement project	Onaway	Building	7/21/2006	9006	$186,412.14	$186,412.14	$186,412.14	Kiczek Builders
architectural services - partial	Onaway	Building	8/3/2006	9006	$572.79	$572.79	$572.79	Collins, Gordon, Bostwick Arch
architectural services - partial	Onaway	Building	8/25/2006	9006	$752.50	$752.50	$752.50	Collins, Gordon, Bostwick Arch
contractor's work - partial	Onaway	Building	9/8/2006	9006	$83,128.70	$83,128.70	$83,128.70	Kiczek Builders
contractor's work - partial	Onaway	Building	9/15/2006	9006	$55,000.00	$55,000.00	$55,000.00	Kiczek Builders
architectural services - partial	Onaway	Building	10/9/2006	9006	$1,226.53	$1,226.53	$1,226.53	Collins, Gordon, Bostwick Arch
architectural services - partial	Onaway	Building	11/30/2006	9006	$250.83	$250.83	$250.83	Collins, Gordon, Bostwick Arch

CAPITAL PROJECTS

PROJECT	BUILDING	Land, Building, Vehicles, F&E	CHECK DATE	SPECIAL COST CENTER	ESTIMATED COST	ACTUAL COST MTD	ACTUAL COST TO DATE	CONTRACTOR/ VENDOR
contractor's work - partial	Onaway	Building	12/29/2006	9006	$9,731.93	$9,731.93	$9,731.93	Kiczek Builders
final retainage to contractor	Onaway	Building	3/23/2007	9006	$2,000.00	$2,000.00	$2,000.00	Kiczek Builders
IV. Boulevard:								
architectural services - partial	Boulevard	Building	8/31/2006	9006	$630.00	$630.00	$630.00	Collins, Gordon, Bostwick Arch
architectural services - partial	Boulevard	Building	10/9/2006	9006	$862.95	$862.95	$862.95	Collins, Gordon, Bostwick Arch
architectural services - partial	Boulevard	Building	11/30/2006	9006	$10,698.30	$10,698.30	$10,698.30	Collins, Gordon, Bostwick Arch
architectural services - partial	Boulevard	Building	11/30/2006	9006	$12,152.94	$12,152.94	$12,152.94	Collins, Gordon, Bostwick Arch
architectural services - partial	Boulevard	Building	12/29/2006	9006	$1,338.29	$1,338.29	$1,338.29	Collins, Gordon, Bostwick Arch
architectural services - partial	Boulevard	Building	4/13/2007	9006	$1,750.00	$1,750.00	$1,750.00	Bostwick Design Partnership
window replacement project	Boulevard	Building	6/13/2007	9006	$123,924.00	$123,924.00	$123,924.00	Jance & Company
architectural services - partial	Boulevard	Building	6/19/2007	9006	$700.00	$700.00	$700.00	Bostwick Design Partnership
window replacement project	Boulevard	Building	6/19/2007	9006	$156,515.00	$156,515.00	$156,515.00	Jance & Company
basic service fees - period ending 6/07	Boulevard	Building	8/10/2007	9006	$2,877.23	$2,877.23	$2,877.23	Bostwick Design Partnership
shop draw processing	Boulevard	Building	8/24/2007	9006	$350.00	$350.00	$350.00	Bostwick Design Partnership
shop draw processing	Boulevard	Building	9/28/2007	9006	$1,413.00	$1,413.00	$1,413.00	Bostwick Design Partnership
shop draw processing	Boulevard	Building	10/22/2007	9006	$375.55	$375.55	$375.55	Bostwick Design Partnership
V. High School:								
architectural services - partial	High School	Building	8/31/2006	9006	$2,430.00	$2,430.00	$2,430.00	Collins, Gordon, Bostwick Arch
architectural services - partial	High School	Building	10/9/2006	9006	$3,261.40	$3,261.40	$3,261.40	Collins, Gordon, Bostwick Arch
architectural services - partial	High School	Building	11/30/2006	9006	$37,247.55	$37,247.55	$37,247.55	Collins, Gordon, Bostwick Arch
architectural services - partial	High School	Building	11/30/2006	9006	$40,603.80	$40,603.80	$40,603.80	Collins, Gordon, Bostwick Arch
architectural services - partial	High School	Building	12/29/2006	9006	$4,054.05	$4,054.05	$4,054.05	Collins, Gordon, Bostwick Arch
window replacement project	High School	Building	6/13/2007	9006	$187,444.00	$187,444.00	$187,444.00	Jance & Company
window replacement project	High School	Building	6/19/2007	9006	$318,724.00	$318,724.00	$318,724.00	Jance & Company
window replacement project	High School	Building	6/19/2007	9006	$8,100.00	$8,100.00	$8,100.00	Bostwick Design Partnership
basic service fees - period ending 6/07	High School	Building	8/24/2007	9006	$13,514.60	$13,514.60	$13,514.60	Bostwick Design Partnership
window replacement project	High School	Building	8/31/2007	9006	$310,131.00	$310,131.00	$310,131.00	Jance & Company
window replacement project	High School	Building	9/28/2007	9006	$164,465.00	$164,465.00	$164,465.00	Jance & Company
window replacement project	High School	Building	1/31/2008	9006	$100,890.00	$100,890.00	$100,890.00	Jance & Company
window shades	High School	Building	2/29/2008	9007	$5,604.00	$5,604.00	$5,604.00	Designer Accents & Interiors
window replacement project	High School	Building	4/9/2008	9006	$60,901.00	$60,901.00	$60,901.00	Jance & Company
window replacement project	High School	Building	9/24/2008	9006	$7,500.00	$7,500.00	$7,500.00	Jance & Company
VI. Mercer:								
Performance payment/Building Permit	Mercer	Building	3/20/2008	9006	$11,238.30	$11,238.30	$11,238.30	Kiczek Brothers
Window installation	Mercer	Building	7/18/2008	9006	$325,660.10	$325,660.10	$325,660.10	Kiczek Brothers
Window installation	Mercer	Building	8/8/2008	9006	$81,183.56	$81,183.56	$81,183.56	Kiczek Brothers
Window installation	Mercer	Building	9/24/2008	9006	$68,289.03	$68,289.03	$68,289.03	Kiczek Brothers
Window installation	Mercer	Building	4/24/2009	9006	$7,501.93	$7,501.93	$7,501.93	Kiczek Brothers

CAPITAL PROJECTS

PROJECT	BUILDING	Land, Building, Vehicles, F&E	CHECK DATE	SPECIAL COST CENTER	ESTIMATED COST	ACTUAL COST MTD	ACTUAL COST TO DATE	CONTRACTOR/ VENDOR
VII. Middle School:								
Legal Fees	Middle School	Building	5/24/2008	9006	$1,067.86	$1,067.86	$1,067.86	Sun/PD/Cleve.com
Window installation	Middle School	Building	10/31/2008	9006	$105,969.60	$105,969.60	$105,969.60	Jamieson Ricca Company
Window installation	Middle School	Building	12/23/2008	9006	$13,467.40	$13,467.40	$13,467.40	Jamieson Ricca Company
Girls Varsity Locker Room Renovation								
architectural serv - girls locker room	High School	Building	7/27/2005	9007	$20,040.43	$20,040.43	$20,040.43	Christian & Klopper, Inc.
partial pymt locker room construction	High School	Building	8/5/2005	9007	$15,414.60	$15,414.60	$15,414.60	White House Construction
construction in girls locker room	High School	Building	9/23/2005	9007	$49,791.55	$49,791.55	$49,791.55	White House Construction
partial pymt locker room construction	High School	Building	10/28/2005	9007	$70,915.24	$70,915.24	$70,915.24	White House Construction
architectural serv - girls locker room	High School	Building	11/7/2005	9007	$6,611.37	$6,611.37	$6,611.37	Christian & Klopper, Inc.
partial pymnt on locker rm constructn	High School	Building	11/23/2005	9007	$31,582.00	$31,582.00	$31,582.00	White House Construction
architectural serv - girls locker room	High School	Building	1/24/2006	9007	$2,385.75	$2,385.75	$2,385.75	Christian & Klopper, Inc.
partial pymnt on locker rm constructn	High School	Building	1/24/2006	9007	$11,903.33	$11,903.33	$11,903.33	White House Construction
partial pymnt on locker rm constructn	High School	Building	3/31/2006	9007	$8,748.00	$8,748.00	$8,748.00	White House Construction
Middle School Girls Locker Room & ADA Improvements								
architectural services & reimbursables	Middle School	Building	5/8/2006	9007	$32,019.44	$32,019.44	$32,019.44	Christian & Klopper, Inc.
architectural services for electrical	Middle School	Building	6/29/2006	9012	$678.38	$678.38	$678.38	City of Shaker Heights
install rubber tile on 3 ramps	Middle School	Building	7/21/2006	9007	$8,165.00	$8,165.00	$8,165.00	Calvetta Bros. Floor Show
contractor services	Middle School	Building	7/21/2006	9007	$48,681.90	$48,681.90	$48,681.90	Wojcik Builders, Inc.
construction and reimbursables	Middle School	Building	7/31/2006	9007	$2,609.92	$2,609.92	$2,609.92	Christian & Klopper, Inc.
contractor services	Middle School	Building	8/25/2006	9007	$83,723.40	$83,723.40	$83,723.40	Wojcik Builders, Inc.
contractor services	Middle School	Building	9/8/2006	9007	$102,997.70	$102,997.70	$102,997.70	Wojcik Builders, Inc.
contractor services	Middle School	Building	9/27/2006	9007	$7,155.00	$7,155.00	$7,155.00	Wojcik Builders, Inc.
contractor services - final retainage	Middle School	Building	10/16/2006	9007	$795.00	$795.00	$795.00	Wojcik Builders, Inc.
architectural services & reimbursables	Middle School	Building	11/8/2006	9007	$6,100.63	$6,100.63	$6,100.63	Christian & Klopper, Inc.
final payment for contractor services	Middle School	Building	11/17/2006	9007	$26,157.00	$26,157.00	$26,157.00	Wojcik Builders, Inc.
High School Large Auditorium Renovation								
schematic design for auditorium	High School	Building	9/15/2005	9007	$6,449.18	$6,449.18	$6,449.18	City Architecture, Inc.
architectural serv - auditorium	High School	Building	11/14/2005	9007	$1,830.36	$1,830.36	$1,830.36	City Architecture, Inc.
architectural serv - auditorium	High School	Building	1/10/2006	9007	$3,216.60	$3,216.60	$3,216.60	City Architecture, Inc.
architect's reimbursable expenses	High School	Building	3/9/2006	9007	$380.56	$380.56	$380.56	City Architecture, Inc.
schematic design for auditorium	High School	Building	7/31/2006	9007	$2,865.30	$2,865.30	$2,865.30	City Architecture, Inc.
design development for auditorium	High School	Building	9/27/2006	9007	$2,895.33	$2,895.33	$2,895.33	City Architecture, Inc.
design development for auditorium	High School	Building	11/8/2006	9007	$6,308.98	$6,308.98	$6,308.98	City Architecture, Inc.
design development for auditorium	High School	Building	12/11/2006	9007	$7,681.25	$7,681.25	$7,681.25	City Architecture, Inc.
arch serv re: construction documents	High School	Building	3/23/2007	9007	$2,637.00	$2,637.00	$2,637.00	City Architecture, Inc.

CAPITAL PROJECTS

PROJECT	BUILDING	Land, Building, Vehicles, F&E	CHECK DATE	SPECIAL COST CENTER	ESTIMATED COST	ACTUAL COST MTD	ACTUAL COST TO DATE	CONTRACTOR/ VENDOR
architect's reimbursable expenses	High School	Building	3/23/2007	9007	$189.20	$189.20	$189.20	City Architecture, Inc.
schematic design for auditorium	High School	Building	3/23/2007	9007	$10,043.08	$10,043.08	$10,043.08	City Architecture, Inc.
arch serv re: construction documents	High School	Building	3/30/2007	9007	$13,185.00	$13,185.00	$13,185.00	City Architecture, Inc.
architect's reimbursable expenses	High School	Building	3/30/2007	9007	$491.34	$491.34	$491.34	City Architecture, Inc.
arch serv re: construction documents	High School	Building	4/13/2007	9007	$63,363.06	$63,363.06	$63,363.06	City Architecture, Inc.
arch serv re: constrctn doc & bidding	High School	Building	5/4/2007	9007	$20,418.53	$20,418.53	$20,418.53	City Architecture, Inc.
architect's reimbursable expenses	High School	Building	6/19/2007	9007	$427.16	$427.16	$427.16	City Architecture, Inc.
arch serv re: pre-construction mtg	High School	Building	7/27/2007	9007	$5,342.00	$5,342.00	$5,342.00	City Architecture, Inc.
pre-construction expenses	High School	Building	7/27/2007	9007	$17,500.00	$17,500.00	$17,500.00	Regency Construction Services
construction expenses	High School	Building	7/27/2007	9007	$17,500.00	$17,500.00	$17,500.00	Regency Construction Services
electrical expenses	High School	Building	7/31/2007	9007	$18,900.00	$18,900.00	$18,900.00	Doan/Pyramid, LLC
contactor expenses	High School	Building	7/31/2007	9007	$55,170.00	$55,170.00	$55,170.00	Fiorelli Construction
arch serv re: construction admin	High School	Building	8/10/2007	9007	$1,690.79	$1,690.79	$1,690.79	City Architecture, Inc.
construct. admin & reimbursable exp	High School	Building	9/12/2007	9007	$11,160.66	$11,160.66	$11,160.66	City Architecture, Inc.
HVAC	High School	Building	9/27/2007	9007	$106,230.28	$106,230.28	$106,230.28	PK Mechanical Inc
construction expenses	High School	Building	9/28/2007	9007	$149,930.20	$149,930.20	$149,930.20	Fiorelli Construction
electrical expenses	High School	Building	9/28/2007	9007	$93,600.00	$93,600.00	$93,600.00	Doan/Pyramid, LLC
construction expenses	High School	Building	10/8/2007	9007	$21,116.81	$21,116.81	$21,116.81	Regency Construction Services
construct. admin & reimbursable exp	High School	Building	10/11/2007	9007	$4,931.82	$4,931.82	$4,931.82	City Architecture, Inc.
construction expenses	High School	Building	10/11/2007	9007	$141,312.00	$141,312.00	$141,312.00	Fiorelli Construction
construction expenses	High School	Building	10/26/2007	9007	$18,262.00	$18,262.00	$18,262.00	Regency Construction Services
auditorium seating upholstery	High School	Building	11/12/2007	9007	$145,694.92	$145,694.92	$145,694.92	Baker Road Upholstery
construct. admin & reimbursable exp	High School	Building	11/12/2007	9007	$16,353.88	$16,353.88	$16,353.88	City Architecture, Inc.
electrical expenses	High School	Building	11/12/2007	9007	$70,200.00	$70,200.00	$70,200.00	Doan/Pyramid, LLC
construction expenses	High School	Building	11/12/2007	9007	$30,327.80	$30,327.80	$30,327.80	Fiorelli Construction
electrical expenses	High School	Building	11/30/2007	9007	$218,700.00	$218,700.00	$218,700.00	Doan/Pyramid, LLC
HVAC	High School	Building	12/10/2007	9007	$120,420.00	$120,420.00	$120,420.00	PK Mechanical Inc
construct. admin & reimbursable exp	High School	Building	12/11/2007	9007	$5,547.64	$5,547.64	$5,547.64	City Architecture, Inc.
carpet installation	High School	Building	12/14/2007	9007	$3,850.00	$3,850.00	$3,850.00	Regal Carpet Center, Inc.
lighting equipment	High School	Building	12/20/2007	9007	$8,840.00	$8,840.00	$8,840.00	Vincent Lighting Systems
lighting equipment	High School	Building	12/20/2007	9007	$37,000.00	$37,000.00	$37,000.00	Vincent Lighting Systems
lighting equipment	High School	Building	12/20/2007	9007	$20,880.00	$20,880.00	$20,880.00	Vincent Lighting Systems
lighting equipment	High School	Building	12/20/2007	9007	$1,720.00	$1,720.00	$1,720.00	Vincent Lighting Systems
lighting equipment	High School	Building	12/20/2007	9007	$5,340.00	$5,340.00	$5,340.00	Vincent Lighting Systems
lighting equipment	High School	Building	12/20/2007	9007	$360.00	$360.00	$360.00	Vincent Lighting Systems
lighting equipment	High School	Building	12/20/2007	9007	$26,000.00	$26,000.00	$26,000.00	Vincent Lighting Systems
lighting equipment	High School	Building	12/20/2007	9007	$6,304.00	$6,304.00	$6,304.00	Vincent Lighting Systems
lighting equipment	High School	Building	12/20/2007	9007	$280.00	$280.00	$280.00	Vincent Lighting Systems
lighting equipment	High School	Building	12/20/2007	9007	$9,360.00	$9,360.00	$9,360.00	Vincent Lighting Systems
lighting equipment	High School	Building	12/20/2007	9007	$2,840.00	$2,840.00	$2,840.00	Vincent Lighting Systems

CAPITAL PROJECTS

PROJECT	BUILDING	Land, Building, Vehicles, F&E	CHECK DATE	SPECIAL COST CENTER	ESTIMATED COST	ACTUAL COST MTD	ACTUAL COST TO DATE	CONTRACTOR/ VENDOR
lighting equipment	High School	Building	12/20/2007	9007	$1,360.00	$1,360.00	$1,360.00	Vincent Lighting Systems
lighting equipment	High School	Building	12/20/2007	9007	($104.00)	($104.00)	($104.00)	Vincent Lighting Systems
electrical expenses	High School	Building	12/21/2007	9012	$134,900.00	$134,900.00	$134,900.00	Jim's Electrical Inc
electrical expenses	High School	Building	12/21/2007	9012	$51,490.00	$51,490.00	$51,490.00	Jim's Electrical Inc
electrical expenses	High School	Building	1/31/2008	9007	$44,955.00	$44,955.00	$44,955.00	Doan/Pyramid, LLC
construction expenses	High School	Building	1/31/2008	9007	$13,590.10	$13,590.10	$13,590.10	Fiorelli Construction
construction expenses	High School	Building	1/31/2008	9007	$124,200.00	$124,200.00	$124,200.00	PK Mechanical Inc
construction expenses	High School	Building	1/31/2008	9007	$88,635.35	$88,635.35	$88,635.35	Tiffin Scenic Studios
construction expenses	High School	Building	2/29/2008	9007	$89,487.90	$89,487.90	$89,487.90	PK Mechanical Inc
electrical expenses	High School	Building	2/29/2008	9007	$7,027.00	$7,027.00	$7,027.00	Doan/Pyramid, LLC
auditorium seating upholstery	High School	Building	2/29/2008	9007	$84,670.08	$84,670.08	$84,670.08	Baker Road Upholstery
less Shaker Schools Foundation share	High School	Building	2/29/2008	9007	($800,000.00)	($800,000.00)	($800,000.00)	Shaker Schools Foundation
construction expenses	High School	Building	3/18/2008	9007	$88,322.85	$88,322.85	$88,322.85	Fiorelli Construction
auditorium seats installation	High School	Building	3/14/2008	9007	$4,005.00	$4,005.00	$4,005.00	Baker Road Upholstery
sound equipment	High School	Building	4/9/2008	9007	$228,197.05	$228,197.05	$228,197.05	Stanley Access Technologies
construction expenses	High School	Building	4/21/2008	9007	$25,430.50	$25,430.50	$25,430.50	Fiorelli Construction
construction expenses	High School	Building	4/22/2008	9007	$8,100.00	$8,100.00	$8,100.00	PK Mechanical Inc
retainer	High School	Building	5/8/2008	9007	$44,654.10	$44,654.10	$44,654.10	PK Mechanical Inc
auditorium stage project	High School	Building	5/8/2008	9007	$10,705.42	$10,705.42	$10,705.42	Tiffin Scenic Studios
Portable stage platforms	High School	Building	5/8/2008	9007	$40,787.00	$40,787.00	$40,787.00	Wenger Corporation
architecture services	High School	Building	5/13/2008	9007	$604.06	$604.06	$604.06	City Architecture, Inc.
electrical expenses	High School	Building	5/13/2008	9007	$94,297.00	$94,297.00	$94,297.00	Doan/Pyramid, LLC
less Shaker Schools Foundation share	High School	Building	7/31/2008	9007	($70,000.00)	($70,000.00)	($70,000.00)	Shaker Schools Foundation
Abatement/Renovation	High School	Building	8/29/2008	9007	$5,601.83	$5,601.83	$5,601.83	GCS Industrial Services Ltd
audio systems	High School	F&E	10/31/2008	9007	$7,750.00	$7,750.00	$7,750.00	Stanley Access Technologies
retainer	High School	Building	10/14/2008	9007	$4,668.72	$4,668.72	$4,668.72	PK Mechanical Inc
architecture services	High School	Building	11/20/2008	9007	$20,183.28	$20,183.28	$20,183.28	City Architecture, Inc.
sound equipment	High School	F&E	11/19/2008	9007	$7,750.00	$7,750.00	$7,750.00	Stanley Access Technologies
sound equipment	High School	F&E	5/8/2009	9007	$17,101.95	$17,101.95	$17,101.95	Stanley Access Technologies
less Shaker Schools Foundation share	High School	Building	6/30/2010	9007	($100,000.00)	($100,000.00)	($100,000.00)	Shaker Schools Foundation
less Shaker Schools Foundation share	High School	Building	3/31/2012	9007	($68,125.30)	($68,125.30)	($68,125.30)	SSF (10/31/2009)
High School Science Lab Renovation								
pre-construction architect services	High School	Building	3/17/2006	9007	$28,600.00	$28,600.00	$28,600.00	Christian & Klopper, Inc.
architect's reimbursable expenses	High School	Building	3/17/2006	9007	$1,148.42	$1,148.42	$1,148.42	Christian & Klopper, Inc.
architect's reimbursable expenses	High School	Building	6/29/2006	9007	$2,785.43	$2,785.43	$2,785.43	Christian & Klopper, Inc.
contractor expenses	High School	Building	8/31/2006	9007	$95,743.53	$95,743.53	$95,743.53	Fiorilli Construction
contractor expenses	High School	Building	9/22/2006	9007	$5,139.38	$5,139.38	$5,139.38	Christian & Klopper, Inc.
contractor expenses	High School	Building	11/8/2006	9007	$14,131.79	$14,131.79	$14,131.79	Fiorilli Construction
final payment to contractor	High School	Building	11/8/2006	9007	$12,208.37	$12,208.37	$12,208.37	Fiorilli Construction

CAPITAL PROJECTS

PROJECT	BUILDING	Land, Building, Vehicles, F&E	CHECK DATE	SPECIAL COST CENTER	ESTIMATED COST	ACTUAL COST MTD	ACTUAL COST TO DATE	CONTRACTOR/ VENDOR
arch services for construction phase	High School	Building	2/9/2007	9007	$343.80	$343.80	$343.80	Christian & Klopper, Inc.
High School Visiting Team Bleachers								
architectural serv for visitor bleachers	High School	F&E	7/27/2005	9005	$2,574.00	$2,574.00	$2,574.00	Christian & Klopper, Inc.
architectural services & reimbursables	High School	F&E	5/8/2006	9005	$17,982.34	$17,982.34	$17,982.34	Christian & Klopper, Inc.
partial payment to contractor	High School	F&E	6/21/2006	9005	$33,480.00	$33,480.00	$33,480.00	Seitz Builders
architectural services for electrical	High School	F&E	6/29/2006	9012	$565.88	$565.88	$565.88	City of Shaker Heights
architectural services & reimbursables	High School	F&E	6/29/2006	9005	$1,043.66	$1,043.66	$1,043.66	Christian & Klopper, Inc.
contractor services	High School	F&E	7/21/2006	9005	$43,560.00	$43,560.00	$43,560.00	Seitz Builders
contractor services	High School	F&E	8/25/2006	9005	$136,800.00	$136,800.00	$136,800.00	Seitz Builders
contractor services	High School	F&E	9/15/2006	9005	$28,260.00	$28,260.00	$28,260.00	Seitz Builders
final payment to contractor	High School	F&E	11/8/2006	9005	$26,900.00	$26,900.00	$26,900.00	Seitz Builders
architectural services & reimbursables	High School	F&E	11/8/2006	9005	$3,455.71	$3,455.71	$3,455.71	Christian & Klopper, Inc.
arch services for construction phase	High School	F&E	2/9/2007	9005	$695.81	$695.81	$695.81	Christian & Klopper, Inc.
High School ADA Access								
architectural services re: HS egress	High School	Building	6/29/2006	9007	$26,353.88	$26,353.88	$26,353.88	Christian & Klopper, Inc.
contractor's services re: HS egress	High School	Building	7/21/2006	9007	$47,812.40	$47,812.40	$47,812.40	Apex Construction
contractor's services re: HS egress	High School	Building	8/25/2006	9007	$85,792.60	$85,792.60	$85,792.60	Apex Construction
contractor's services re: HS egress	High School	Building	9/8/2006	9007	$8,647.00	$8,647.00	$8,647.00	Wojcik Builders
contractor's services re: HS egress	High School	Building	9/22/2006	9007	$51,393.62	$51,393.62	$51,393.62	Apex Construction
architectural services re: HS egress	High School	Building	11/8/2006	9007	$10,631.50	$10,631.50	$10,631.50	Christian & Klopper, Inc.
access control system for door	High School	Building	11/17/2006	9005	$11,983.17	$11,983.17	$11,983.17	Integrated Precision Systems
final arch services re: HS egress	High School	Building	2/9/2007	9007	$1,385.00	$1,385.00	$1,385.00	Christian & Klopper, Inc.
contractor's serv re: handicap access	High School	Building	4/27/2007	9007	$34,801.05	$34,801.05	$34,801.05	Apex Construction
Generator Project								
pre-construction architectural services	High School	F&E	1/24/2006	9007	$11,731.75	$11,731.75	$11,731.75	Christian & Klopper, Inc.
plan review by City	HS & Woodbury	F&E	1/18/2006	9012	$1,000.00	$1,000.00	$1,000.00	City of Shaker Heights
construction phase architect services	High School	F&E	3/17/2006	9007	$1,916.00	$1,916.00	$1,916.00	Christian & Klopper, Inc.
architect's reimbursable expenses	High School	F&E	3/17/2006	9007	$257.86	$257.86	$257.86	Christian & Klopper, Inc.
partial payment to contractor	HS & Woodbury	F&E	4/20/2006	9005	$70,447.05	$70,447.05	$70,447.05	Ullman Electric
engnrng costs for standby generator	HS & Admin	F&E	5/8/2006	9012	$3,000.00	$3,000.00	$3,000.00	Doan/Pyramid, LLC
construction phase architect services	High School	F&E	5/8/2006	9007	$862.83	$862.83	$862.83	Christian & Klopper, Inc.
partial payment to contractor	HS & Woodbury	F&E	5/18/2006	9005	$116,164.80	$116,164.80	$116,164.80	Ullman Electric
partial refund of plan review cost	HS & Woodbury	F&E	5/19/2006	9012	($539.93)	($539.93)	($539.93)	City of Shaker Heights
partial payment to contractor	HS & Woodbury	F&E	6/29/2006	9005	$38,580.30	$38,580.30	$38,580.30	Ullman Electric
construction phase architect services	High School	F&E	6/29/2006	9007	$1,039.33	$1,039.33	$1,039.33	Christian & Klopper, Inc.
partial payment to contractor	HS & Woodbury	F&E	8/31/2006	9005	$86,513.85	$86,513.85	$86,513.85	Ullman Electric
emergency backup power	HS	F&E	9/22/2006	9007	$1,194.00	$1,194.00	$1,194.00	Christian & Klopper, Inc.
final pymt design service for standby	HS & Admin	F&E	12/20/2006	9012	$2,095.00	$2,095.00	$2,095.00	Doan/Pyramid, LLC

CAPITAL PROJECTS

PROJECT	BUILDING	Land, Building, Vehicles, F&E	CHECK DATE	SPECIAL COST CENTER	ESTIMATED COST	ACTUAL COST MTD	ACTUAL COST TO DATE	CONTRACTOR/ VENDOR
partial engineering costs for standby	HS & Admin	F&E	12/20/2006	9012	$12,000.00	$12,000.00	$12,000.00	Doan/Pyramid, LLC
arch services for construction phase	High School	F&E	2/9/2007	9007	$2,854.00	$2,854.00	$2,854.00	Christian & Klopper, Inc.
partial payment to contractor	HS & Woodbury	F&E	3/30/2007	9005	$44,492.00	$44,492.00	$44,492.00	Ullman Electric
construction phase architect services	High School	F&E	1/16/2008	9001	$3,598.28	$3,598.28	$3,598.28	Christian & Klopper, Inc.
Boulevard Restroom Upgrades								
partial payment to contractor	Boulevard	Building	8/3/2006	9007	$54,936.00	$54,936.00	$54,936.00	Tenant Construction
partial payment to contractor	Boulevard	Building	8/25/2006	9007	$87,027.75	$87,027.75	$87,027.75	Tenant Construction
partial payment to contractor	Boulevard	Building	9/15/2006	9007	$49,139.55	$49,139.55	$49,139.55	Tenant Construction
partial payment to contractor	Boulevard	Building	10/23/2006	9007	$2,846.70	$2,846.70	$2,846.70	Tenant Construction
architectural services	Boulevard	Building	11/8/2006	9007	$8,708.95	$8,708.95	$8,708.95	Christian & Klopper, Inc.
final payment to contractor	Boulevard	Building	11/30/2006	9007	$21,550.00	$21,550.00	$21,550.00	Tenant Construction
arch services for construction phase	Boulevard	Building	2/15/2007	9007	$709.78	$709.78	$709.78	Christian & Klopper, Inc.
High School Cafeteria Renovation								
cafeteria remodeling design phase	High School	Building	9/15/2006	9007	$7,200.00	$7,200.00	$7,200.00	DesignWise, Inc.
cafeteria addition feasibility study	High School	Building	2/9/2007	9001	$18,000.00	$18,000.00	$18,000.00	Christian & Klopper, Inc.
subsurface investgtn for café addition	High School	Building	2/22/2007	9001	$4,192.76	$4,192.76	$4,192.76	David V. Lewin Corporation
topographical survey	High School	Building	3/9/2007	9001	$2,900.00	$2,900.00	$2,900.00	Donald G. Bohning & Assoc.
café. addition feasibility study (final)	High School	Building	3/23/2007	9001	$16,000.00	$16,000.00	$16,000.00	Christian & Klopper, Inc.
11 copies of electronic blueprints	High School	Building	4/27/2007	9007	$246.48	$246.48	$246.48	eBlueprint
partial architectural services	High School	Building	4/27/2007	9007	$133,567.82	$133,567.82	$133,567.82	Christian & Klopper, Inc.
partial architectural services	High School	Building	5/11/2007	9007	$21,763.27	$21,763.27	$21,763.27	Christian & Klopper, Inc.
pre-construction services	High School	Building	5/31/2007	9007	$17,500.00	$17,500.00	$17,500.00	Regency Construction
electronic blueprints	High School	Building	6/19/2007	9007	$3,255.73	$3,255.73	$3,255.73	eBlueprint
partial architectural services	High School	Building	6/19/2007	9007	$6,843.09	$6,843.09	$6,843.09	Christian & Klopper, Inc.
construction services	High School	Building	7/27/2007	9007	$172,040.00	$172,040.00	$172,040.00	Mid American Construction,LLC
partial architectural services	High School	Building	8/10/2007	9007	$2,385.00	$2,385.00	$2,385.00	Christian & Klopper, Inc.
partial architectural services	High School	Building	8/17/2007	9007	$10,934.77	$10,934.77	$10,934.77	Christian & Klopper, Inc.
selection of tables/chairs	High School	Building	8/17/2007	9001	$1,574.00	$1,574.00	$1,574.00	Christian & Klopper, Inc.
bricks for addition	High School	Building	8/24/2007	9007	$24,999.92	$24,999.92	$24,999.92	Bruder Building Materials
partial architectural services	High School	Building	8/24/2007	9001	$3,907.80	$3,907.80	$3,907.80	Christian & Klopper, Inc.
electrical services and supplies	High School	Building	8/31/2007	9007	$46,427.80	$46,427.80	$46,427.80	London Road Electric Company
construction services	High School	Building	9/10/2007	9007	$449,030.00	$449,030.00	$449,030.00	Mid American Construction,LLC
HVAC cafetaeria contractor project	High School	Building	9/12/2007	9007	$138,177.53	$138,177.53	$138,177.53	John F. Gallagher Company
electrical services and supplies	High School	Building	9/12/2007	9007	$43,585.63	$43,585.63	$43,585.63	London Road Electric Company
construction phase	High School	Building	9/14/2007	9007	$17,500.00	$17,500.00	$17,500.00	Regency Construction
plumbing	High School	Building	9/21/2007	9007	$65,703.40	$65,703.40	$65,703.40	Steingass Mechanical
cafeteria computer desk, workstation	High School	Building	9/22/2007	9007	$804.54	$804.54	$804.54	Independence Business Supply
HVAC contractor cafeteria project	High School	Building	10/11/2007	9007	$49,382.86	$49,382.86	$49,382.86	John F. Gallagher Company
construction services	High School	Building	10/17/2007	9007	$213,500.00	$213,500.00	$213,500.00	Mid American Construction,LLC

CAPITAL PROJECTS

PROJECT	BUILDING	Land, Building, Vehicles, F&E	CHECK DATE	SPECIAL COST CENTER	ESTIMATED COST	ACTUAL COST MTD	ACTUAL COST TO DATE	CONTRACTOR/ VENDOR
design services	High School	Building	10/29/2007	9007	$11,907.96	$11,907.96	$11,907.96	Christian & Klopper, Inc.
plumbing	High School	Building	10/31/2007	9007	$8,851.00	$8,851.00	$8,851.00	Steingass Mechanical
electrical services and supplies	High School	Building	10/31/2007	9007	$26,374.56	$26,374.56	$26,374.56	London Road Electric Company
sprinkler system	High School	Building	11/16/2007	9007	$2,892.29	$2,892.29	$2,892.29	Steingass Mechanical
construction services	High School	Building	11/29/2007	9007	$202,715.00	$202,715.00	$202,715.00	Mid American Construction,LLC
construction services	High School	Building	11/29/2007	9001	$17,626.00	$17,626.00	$17,626.00	Regency Construction
plumbing	High School	Building	11/29/2007	9007	$12,478.00	$12,478.00	$12,478.00	Steingass Mechanical
fire protection	High School	Building	11/29/2007	9007	$4,257.15	$4,257.15	$4,257.15	Steingass Mechanical
copies of electronic blueprints	High School	Building	11/30/2007	9007	$4.25	$4.25	$4.25	eBlueprint
copies of electronic blueprints	High School	Building	11/30/2007	9007	$663.72	$663.72	$663.72	eBlueprint
copies of electronic blueprints	High School	Building	11/30/2007	9007	$216.24	$216.24	$216.24	eBlueprint
copies of electronic blueprints	High School	Building	11/30/2007	9007	$227.24	$227.24	$227.24	eBlueprint
copies of electronic blueprints	High School	Building	11/30/2007	9007	$42.00	$42.00	$42.00	eBlueprint
electrical services and supplies	High School	Building	12/14/2007	9007	$32,474.16	$32,474.16	$32,474.16	London Road Electric Company
HVAC contractor cafeteria project	High School	Building	12/14/2007	9007	$214,742.61	$214,742.61	$214,742.61	John F. Gallagher Company
construction services	High School	Building	12/20/2007	9007	$95,065.00	$95,065.00	$95,065.00	Mid American Construction,LLC
carpet and finishes	High School	Building	1/16/2008	9001	$863.00	$863.00	$863.00	Christian & Klopper, Inc.
design services	High School	Building	1/16/2008	9007	$19,532.23	$19,532.23	$19,532.23	Christian & Klopper, Inc.
remove floor tile and carpet	High School	Building	1/16/2008	9007	$4,800.00	$4,800.00	$4,800.00	Precision Environmental Co.
cafeteria furniture	High School	F&E	1/23/2008	9007	$135,064.17	$135,064.17	$135,064.17	Ohio Desk
construction services	High School	Building	1/23/2008	9007	$43,576.00	$43,576.00	$43,576.00	Regency Construction
construction services	High School	Building	1/31/2008	9007	$133,696.00	$133,696.00	$133,696.00	Mid American Construction LLC
plumbing	High School	Building	1/31/2008	9007	$3,962.33	$3,962.33	$3,962.33	Steingass Mechanical
electrical services and supplies	High School	Building	1/31/2008	9007	$2,993.59	$2,993.59	$2,993.59	London Road Electric Company
construction services	High School	Building	2/16/2008	9007	$16,781.00	$16,781.00	$16,781.00	Regency Construction
electrical services and supplies	High School	Building	2/22/2008	9007	$15,738.53	$15,738.53	$15,738.53	London Road Electric Company
sprinkler system	High School	Building	3/7/2008	9007	$6,912.56	$6,912.56	$6,912.56	Steingass Mechanical
Punchlist, close out document	High School	Building	3/7/2008	9007	$1,500.00	$1,500.00	$1,500.00	Mid American Construction LLC
electrical services and supplies	High School	Building	3/7/2008	9007	$40,245.40	$40,245.40	$40,245.40	London Road Electric Company
HVAC, hot water heater installation	High School	Building	3/7/2008	9007	$80,963.91	$80,963.91	$80,963.91	John F. Gallagher Company
Patio furniture and trash cans	High School	Building	4/9/2008	9007	$7,545.00	$7,545.00	$7,545.00	Service Supply
sprinkler system	High School	Building	4/9/2008	9007	$7,407.60	$7,407.60	$7,407.60	Steingass Mechanical
construction services	High School	Building	4/11/2008	9007	$17,484.00	$17,484.00	$17,484.00	Regency Construction
construction services	High School	Building	4/17/2008	9007	$17,940.00	$17,940.00	$17,940.00	Mid American Construction LLC
construction services	High School	Building	4/22/2008	9007	$26,272.00	$26,272.00	$26,272.00	Regency Construction
Furniture	High School	F&E	5/8/2008	9005	$21,691.80	$21,691.80	$21,691.80	Independence Business Supply
Furniture	High School	F&E	5/13/2008	9005	$5,653.44	$5,653.44	$5,653.44	Independence Business Supply
construction services	High School	Building	5/23/2008	9007	$26,158.00	$26,158.00	$26,158.00	Mid American Construction LLC
construction services	High School	Building	7/31/2008	9007	$4,176.60	$4,176.60	$4,176.60	John F. Gallagher Company
abatement	High School	Building	8/19/2008	9007	$23,193.33	$23,193.33	$23,193.33	Paul Davis Restoration of Cleve.
install new tile and paint	High School	Building	8/8/2008	9007	$16,600.00	$16,600.00	$16,600.00	Wojcik Builders

CAPITAL PROJECTS

PROJECT	BUILDING	Land, Building, Vehicles, F&E	CHECK DATE	SPECIAL COST CENTER	ESTIMATED COST	ACTUAL COST MTD	ACTUAL COST TO DATE	CONTRACTOR/ VENDOR
floor installation	High School	Building	9/11/2008	9007	$14,837.50	$14,837.50	$14,837.50	Floor Show
construction services	High School	Building	9/11/2008	9007	$18,756.49	$18,756.49	$18,756.49	John F. Gallagher Company
construction services	High School	Building	9/24/2008	9007	$13,343.00	$13,343.00	$13,343.00	Mid American Construction LLC
electrical services and supplies	High School	Building	11/19/2008	9007	$23,073.01	$23,073.01	$23,073.01	London Road Electric Company
Food service improvements	High School	Building	1/9/2009	9007	$10,029.00	$10,029.00	$10,029.00	Christian & Klopper, Inc.
Nutri-Bar Construction	High School	Building	1/9/2009	9007	$24,880.00	$24,880.00	$24,880.00	Wojcik Builders
Plumbing improvements	High School	Building	1/30/2009	9007	$12,215.00	$12,215.00	$12,215.00	Brecks Plumbing Services
electrical services and supplies	High School	Building	1/30/2009	9007	$18,425.00	$18,425.00	$18,425.00	Globe Electric Co Inc
Mechanical services	High School	Building	1/30/2009	9007	$14,000.00	$14,000.00	$14,000.00	T.H. Martin
Installation of new Hot Shoppe	High School	F&E	2/12/2009	9007	$21,750.00	$21,750.00	$21,750.00	Wojcik Builders
Equipment delivery and installation	High School	F&E	5/15/2009	9007	$8,635.80	$8,635.80	$8,635.80	AVI Foodsystems, Inc
High School Stadium Bleachers								
50% of construction documents	High School	Building	4/13/2007	9003	$8,516.91	$8,516.91	$8,516.91	Barber and Hoffman Inc.
50% of construction doc & prints	High School	Building	5/18/2007	9003	$8,752.98	$8,752.98	$8,752.98	Barber and Hoffman Inc.
100% of construction doc & prints	High School	Building	6/19/2007	9003	$70.21	$70.21	$70.21	Barber and Hoffman Inc.
30% admin fees	High School	Building	7/27/2007	9003	$3,041.71	$3,041.71	$3,041.71	Barber and Hoffman Inc.
30% repairs	High School	Building	7/27/2007	9001	$126,298.00	$126,298.00	$126,298.00	Barber and Hoffman Inc.
construction docs/admin fees - June	High School	Building	8/10/2007	9003	$3,062.47	$3,062.47	$3,062.47	Barber and Hoffman Inc.
paint and wash stadium walls	High School	Building	8/17/2007	9001	$8,021.00	$8,021.00	$8,021.00	Elegant Interiors and Design
construction services - repairs	High School	Building	8/24/2007	9001	$153,359.00	$153,359.00	$153,359.00	M-A Building and Maintenance
construction services - repairs	High School	Building	9/27/2007	9001	$39,343.00	$39,343.00	$39,343.00	M-A Building and Maintenance
construction services - repairs	High School	Building	10/14/2008	9003	$4,315.79	$4,315.79	$4,315.79	Barber and Hoffman Inc.
Asphalt Resurfacing Projects								
consulting for topographical surveys	MS & Bus Gar	Land	5/11/2007	9001	$6,380.00	$6,380.00	$6,380.00	Architectural Vision Group Ltd.
soil testing and consulting services	MS & Bus Gar	Land	5/18/2007	9001	$11,753.50	$11,753.50	$11,753.50	Architectural Vision Group Ltd.
design documents	MS & Bus Gar	Land	6/22/2007	9001	$27,580.00	$27,580.00	$27,580.00	Architectural Vision Group Ltd.
Bus Garage and MS paving	MS & Bus Gar	Land	9/12/2007	9001	$324,161.28	$324,161.28	$324,161.28	Barbicas Construction Company
design documents & construct admin	MS & Bus Gar	Land	10/22/2007	9001	$7,880.00	$7,880.00	$7,880.00	Architectural Vision Group Ltd.
Bus Garage and MS paving	MS & Bus Gar	Land	12/28/2007	9001	$1,887.10	$1,887.10	$1,887.10	Architectural Vision Group Ltd.
Bus Garage paving	Bus Garage	Land	1/16/2008	9001	$45,035.74	$45,035.74	$45,035.74	North Coast Paving
Bus Garage paving	Bus Garage	Land	1/16/2008	9001	$10,833.00	$10,833.00	$10,833.00	North Coast Paving
Bus Garage paving	Bus Garage	Land	1/16/2008	9001	$19,000.00	$19,000.00	$19,000.00	North Coast Paving
Asphalt Resurfacing Projects	MS & Bus Gar	Land	4/9/2008	9001	$3,626.51	$3,626.51	$3,626.51	Architectural Vision Group Ltd.
Architectural Services Fee	MS & Bus Gar	Land	5/23/2008	9001	$1,540.00	$1,540.00	$1,540.00	Architectural Vision Group Ltd.
Asphalt Resurfacing Projects	MS & Bus Gar	Land	6/10/2008	9001	($3,626.51)	($3,626.51)	($3,626.51)	Architectural Vision Group Ltd.
Repair tennis courts	District	Land	8/15/2008	9005	$21,124.00	$21,124.00	$21,124.00	Industrial Surface Sealer
Parking Lot paving	Middle School	Land	8/15/2008	9001	$25,714.63	$25,714.63	$25,714.63	Carron Asphalt Paving, Inc
Parking Lot paving	Middle School	Land	8/29/2008	9001	$103,303.02	$103,303.02	$103,303.02	Carron Asphalt Paving, Inc
Bus Garage and MS paving	District	Land	10/23/2008	9001	$186,971.72	$186,971.72	$186,971.72	Barbicas Construction Company
Parking Lot paving	Middle School	Land	3/12/2009	9001	$11,218.93	$11,218.93	$11,218.93	Carron Asphalt Paving, Inc

CAPITAL PROJECTS

PROJECT	BUILDING	Land, Building, Vehicles, F&E	CHECK DATE	SPECIAL COST CENTER	ESTIMATED COST	ACTUAL COST MTD	ACTUAL COST TO DATE	CONTRACTOR/ VENDOR
Boring Services	District	Land	4/8/2010	9152	$3,300.00	$3,300.00	$3,300.00	EDP Consultants
Bid Advertisement	District	Land	4/30/2010	9152	$878.24	$878.24	$878.24	Sun News / Plain Dealer
Woodbury Paving Ad	Woodbury	Land	5/31/2010	9152	$878.24	$878.24	$878.24	Sun News / Plain Dealer
Woodbury Paving Design and Bid	Woodbury	Land	5/13/2010	9152	$13,422.18	$13,422.18	$13,422.18	Neville Architects
Repaving excavation	Woodbury	Land	7/20/2010	9152	$48,438.00	$48,438.00	$48,438.00	Chagrin Valley Paving
Excavation	Woodbury	Land	8/13/2010	9152	$5,439.08	$5,439.08	$5,439.08	Snavely Excavation Company
Testing and Professional Services	Woodbury	Land	8/5/2010	9152	$2,745.60	$2,745.60	$2,745.60	EDP Consultants
Asphalt Paving	Woodbury	Land	8/5/2010	9152	$136,272.70	$136,272.70	$136,272.70	Chagrin Valley Paving
Repaving	District	Land	9/13/2010	9152	$32,335.71	$32,335.71	$32,335.71	Chagrin Valley Paving
Testing and Professional Services	Woodbury	Land	9/13/2010	9152	$3,687.95	$3,687.95	$3,687.95	EDP Consultants
Woodbury Excavating	Woodbury	Land	10/14/2010	9152	$8,083.93	$8,083.93	$8,083.93	Chagrin Valley Paving
Woodbury Paving	Woodbury	Land	12/10/2010	9152	$2,975.13	$2,975.13	$2,975.13	Neville Architects
Fernway Restroom Renovation								
construction services	Fernway	Building	7/18/2008	9007	$70,416.80	$70,416.80	$70,416.80	Sterling Professional Group
construction services	Fernway	Building	8/29/2008	9007	$67,509.20	$67,509.20	$67,509.20	Sterling Professional Group
construction services	Fernway	Building	10/8/2008	9007	$91,531.00	$91,531.00	$91,531.00	Sterling Professional Group
construction services	Fernway	Building	3/27/2009	9007	$16,026.00	$16,026.00	$16,026.00	Sterling Professional Group
Mercer Restroom Renovation								
renovation services	Mercer	Building	9/24/2008	9007	$15,270.00	$15,270.00	$15,270.00	Wojcik Builders, Inc
renovation services	Mercer	Building	9/24/2008	9007	$23,093.00	$23,093.00	$23,093.00	Wojcik Builders, Inc
Woodbury Restroom Renovation								
renovation services	Woodbury	Building	9/24/2008	9007	$18,870.00	$18,870.00	$18,870.00	Wojcik Builders, Inc
Middle School Pool Roof								
renovation services	Middle School	Building	8/12/2011	9004	$225,400.00	$225,400.00	$225,400.00	T & F Systems, Inc.
renovation services	Middle School	Building	10/6/2011	9004	$53,792.40	$53,792.40	$53,792.40	T & F Systems, Inc.
renovation services	Middle School	Building	11/17/2011	9004	$26,277.60	$26,277.60	$26,277.60	T & F Systems, Inc.
Middle School Auditorium								
Site Observation	Middle School	Building	2/13/2012	9004	$87,984.00	$87,984.00	$87,984.00	T & F Systems, Inc.
Auditorium Roofing	Middle School	Building	3/15/2012	9004	$9,776.00	$9,776.00	$9,776.00	T & F Systems, Inc.
HS Track and Turf Field								
Design Development	High School	Land	4/5/2012	9190	$37,800.00	$37,800.00	$37,800.00	Architectural Vision Group Ltd
Converting Field-grass to art. turf	High School	Land	4/16/2012	9190	$6,095.00	$6,095.00	$6,095.00	CTL Engineering Inc
Topographic Survey	High School	Land	4/26/2012	9190	$12,380.00	$12,380.00	$12,380.00	Lewis Land Professionals, Inc
Plan Examination Services	High School	Land	5/1/2012	9190	$225.00	$225.00	$225.00	City of Shaker Heights
Pre-Construction Meeting	High School	Land	5/4/2012	9190	$420.00	$420.00	$420.00	CTL Engineering Inc
Media Ads	High School	Building	6/11/2012	9190	$798.40	$798.40	$798.40	Sun/PD/Cleveland.com

CAPITAL PROJECTS

PROJECT	BUILDING	Land, Building, Vehicles, F&E	CHECK DATE	SPECIAL COST CENTER	ESTIMATED COST	ACTUAL COST MTD	ACTUAL COST TO DATE	CONTRACTOR/ VENDOR
Audio Equipment	High School	Building	6/22/2012	9190	$4,795.32	$4,795.32	$4,795.32	Hughie's Event Production Service
Stadium Improvements	High School	Building	6/14/2012	9190	$20,512.98	$20,512.98	$20,512.98	Architectural Vision Group Ltd
Stadium Improvements	High School	Building	6/30/2012	9190	$466,061.48	$466,061.48	$466,061.48	Great Lakes Crushing
Inspection and Testing Services	High School	Building	7/17/2012	9190	$7,641.60	$7,641.60	$7,641.60	CTL Engineering Inc
Design Development	High School	Building	7/19/2012	9190	$18,900.00	$18,900.00	$18,900.00	Architectural Vision Group Ltd
Rotary Brush and Vacuum	High School	F&E	7/19/2012	9190	$17,490.00	$17,490.00	$17,490.00	Baker Vehicle Systems, Inc.
Architectural Board of Review Fee	High School	Building	7/19/2012	9190	$100.00	$100.00	$100.00	City of Shaker Heights
Consulting Fees for Renovations	High School	Building	7/26/2012	9190	$13,500.00	$13,500.00	$13,500.00	Foresite Design, Inc.
Stadium Improvements	High School	Building	7/26/2012	9190	$320,938.52	$320,938.52	$320,938.52	Great Lakes Crushing
Pavement Replacement	High School	Land	8/30/2012	9190	$7,750.00	$7,750.00	$7,750.00	North Coast Paving Company
Stadium Improvements	High School	Building	8/23/2012	9190	$23,000.00	$23,000.00	$23,000.00	Great Lakes Crushing
Professional Services and Lab Testing	High School	Building	8/23/2012	9190	$4,927.00	$4,927.00	$4,927.00	CTL Engineering Inc
Risk Insurance for Stadium Project	High School	Building	8/16/2012	9190	$781.00	$781.00	$781.00	Todd Associates, Inc.
Ticket Booth Windows	High School	Building	8/16/2012	9190	$1,231.36	$1,231.36	$1,231.36	Gunton Corporation
Stadium Improvements-Design Services	High School	Building	8/16/2012	9190	$9,450.00	$9,450.00	$9,450.00	Architectural Vision Group Ltd
Ticket Booth Concrete Pad	High School	Building	8/9/2012	9190	$3,035.00	$3,035.00	$3,035.00	Vanjo Construction, Inc
Bleachers	High School	F&E	8/9/2012	9190	$19,050.00	$19,050.00	$19,050.00	Service Supply
Tents	High School	F&E	9/6/2012	9190	$4,826.85	$4,826.85	$4,826.85	Advanced Tent Solutions
Stadium Improvements-Design Services	High School	Building	9/6/2012	9190	$9,450.00	$9,450.00	$9,450.00	Architectural Vision Group Ltd
Steel Barriers	High School	F&E	9/6/2012	9190	$4,593.19	$4,593.19	$4,593.19	The Tamis Corporation
Nitterhouse Bollards	High School	F&E	9/13/2012	9190	$6,902.00	$6,902.00	$6,902.00	Bruder Building Materials
Gas House Masonry Demo	High School	Building	9/13/2012	9190	$6,700.00	$6,700.00	$6,700.00	Vanjo Construction, Inc
Professional Services and Lab Testing	High School	Building	9/20/2012	9190	$1,887.75	$1,887.75	$1,887.75	CTL Engineering Inc
Laptop for Athletic Office/Scoreboard	High School	F&E	9/10/2012	9190	$1,136.00	$1,136.00	$1,136.00	Dell
Stadium Signs	High School	F&E	10/15/2012	9190	$1,642.27	$1,642.27	$1,642.27	Fast Signs
HS Athletic Office Remodel	High School	Building	10/17/2012	9190	$8,992.00	$8,992.00	$8,992.00	Wojcik Builders, Inc.
Nitterhouse Bollards	High School	F&E	10/17/2012	9190	$3,728.00	$3,728.00	$3,728.00	Bruder Building Materials
Audio Equipment	High School	F&E	10/4/2012	9190	$2,397.68	$2,397.68	$2,397.68	Hughie's Event Production Service
Electrical-Athletic Office/Scoreboard	High School	F&E	10/4/2012	9190	$12,234.00	$12,234.00	$12,234.00	Globe Electric Co Inc.
Reimbursables for project completion	High School	Building	10/9/2012	9190	$11,550.00	$11,550.00	$11,550.00	Architectural Vision Group Ltd
"SHAKER" Sign	High School	F&E	10/26/2012	9190	$49,497.00	$49,497.00	$49,497.00	Daktronics
Professional Services	High School	Building	11/15/2012	9190	$13,450.00	$13,450.00	$13,450.00	Architectural Vision Group Ltd
Consulting Fees for Renovations	High School	Building	11/8/2012	9190	$9,000.00	$9,000.00	$9,000.00	Foresite Design, Inc.
Track Equipment	High School	F&E	5/9/2013	9190	$13,789.70	$13,789.70	$13,789.70	Adler Team Sports
Funds Distribution	District	F&E	5/16/2013	9190	($12,111.44)	($12,111.44)	($12,111.44)	Shaker Schools
Funds Distribution	District	F&E	5/16/2013	9190	($1,980.16)	($1,980.16)	($1,980.16)	Shaker Schools
Total Capital							**$18,822,000.00**	

2004 BOND ISSUE - TECHNOLOGY

PROJECT	BUILDING	Land, Building, Vehicles, F&E	CHECK DATE	SPECIAL COST CENTER	ESTIMATED COST	ACTUAL COST MTD	ACTUAL COST TO DATE	CONTRACTOR/ VENDOR
LAN - Network Integration Project								
Cisco hardware & software			3/5/2004		$9,954.75	$6,999.75	$6,999.75	Data Processing Sciences
consulting-switch installation			6/9/2004		$6,000.00	$6,000.00	$6,000.00	Information Systems Integration
install data outlets and cabinet	Middle School		9/23/2004	9011	$6,700.00	$6,700.00	$6,700.00	J. C. Communications
consulting -switch installation	District		10/31/2004	9011	$57,117.24	$57,117.24	$57,117.24	Data Processing Sciences
install data outlets	District	9011	10/31/2004	9011	$8,565.00	$8,565.00	$8,565.00	J. C. Communications
install data outlets	District	9011	11/19/2004	9011	$10,240.00	$10,240.00	$10,240.00	J. C. Communications
19 desktop computers	Boulevard	9011	4/11/2005	9011	$16,036.00	$16,036.00	$16,036.00	Dell Computer
15 desktop computers	Fernway	9011	4/11/2005	9011	$12,660.00	$12,660.00	$12,660.00	Dell Computer
23 desktop computers	Lomond	9011	4/11/2005	9011	$19,412.00	$19,412.00	$19,412.00	Dell Computer
20 desktop computers	Mercer	F&E	4/11/2005	9011	$16,880.00	$16,880.00	$16,880.00	Dell Computer
20 desktop computers	Onaway	F&E	4/11/2005	9011	$16,880.00	$16,880.00	$16,880.00	Dell Computer
88 desktop computers	High School	F&E	4/11/2005	9011	$74,272.00	$74,272.00	$74,272.00	Dell Computer
consulting - conversion of Netwk IP	Admin	F&E	4/19/2005	9011	$8,100.00	$8,100.00	$8,100.00	I/S Integration Specialists
equipment rack	Admin	F&E	5/23/2005	9011	$130.10	$130.10	$130.10	Milestek Corporation
video to TV converters for new PC's	District	F&E	5/23/2005	9011	$2,001.51	$2,001.51	$2,001.51	Milestek Corporation
install security cam & equip (75%)	High School	F&E	6/9/2005	9011	$18,112.50	$18,112.50	$18,112.50	21st Century Alarm/Data, Inc.
install security cam & equip (75%)	Middle School	F&E	6/27/2005	9011	$17,755.50	$17,755.50	$17,755.50	21st Century Alarm/Data, Inc.
misc security equipment (25%)	High School	F&E	6/30/2005	9011	$6,037.50	$6,037.50	$6,037.50	21st Century Alarm/Data, Inc.
misc security equipment (25%)	Middle School	F&E	6/30/2005	9011	$5,918.50	$5,918.50	$5,918.50	21st Century Alarm/Data, Inc.
IPT Project Management (June 05)	District	F&E	6/27/2005	9011	$4,000.00	$4,000.00	$4,000.00	I/S Integration Specialists
6 Dell Boxes - Tech in Education	Mercer	F&E	6/24/2005	9011	$5,247.00	$5,247.00	$5,247.00	Dell Computer
Admin & Admin Mail Server	Admin	F&E	6/24/2005	9011	$6,758.00	$6,758.00	$6,758.00	ServerWorlds.com, Inc.
rplcmnt 3550 Switch for MS failure	Middle School	F&E	6/24/2005	9011	$7,111.52	$7,111.52	$7,111.52	Cable Express Technologies
IPT Project Management (July 05)	District	F&E	7/27/2005	9011	$4,000.00	$4,000.00	$4,000.00	I/S Integration Specialists
IPT Project Management	District	F&E	9/2/2005	9011	$4,000.00	$4,000.00	$4,000.00	I/S Integration Specialists
network support - Jul, Aug, Sep 05	District	F&E	9/15/2005	9011	$4,500.00	$4,500.00	$4,500.00	I/S Integration Specialists
misc cabling, cords, headsets for phone	District	F&E	9/14/2005	9011	$2,386.14	$2,386.14	$2,386.14	miscellaneous
network support - Oct 05	District	F&E	10/19/2005	9011	$1,500.00	$1,500.00	$1,500.00	I/S Integration Specialists
Epson power lite projector	District	F&E	10/28/2005	9011	$1,238.99	$1,238.99	$1,238.99	CDW*Government Inc
new phone system information sheets	District	F&E	10/28/2005	9011	$1,272.20	$1,272.20	$1,272.20	AlphaGraphics
SMART board	Onaway	F&E	10/28/2005	9011	$1,923.00	$1,923.00	$1,923.00	Cleveland Corporate Services
14 DVD/VCR players	High School	F&E	11/30/2005	9011	$978.18	$978.18	$978.18	Wal-Mart
network support - Nov 05 & Dec 05	District	F&E	12/9/2005	9011	$3,000.00	$3,000.00	$3,000.00	I/S Integration Specialists
5 Epson computer projectors	High School	F&E	12/30/2005	9011	$6,207.61	$6,207.61	$6,207.61	CDW*Government Inc
DVD/VCR	Middle School	F&E	12/20/2005	9011	$349.35	$349.35	$349.35	Wal-Mart
8 Epson Powerlite 82C projectors	High School	F&E	1/20/2006	9011	$9,924.95	$9,924.95	$9,924.95	CDW*Government Inc
12 DVD/VCR players	Middle School	F&E	1/26/2006	9011	$838.44	$838.44	$838.44	Wal-Mart
three servers	District	F&E	1/31/2006	9011	$3,961.00	$3,961.00	$3,961.00	ServerWorlds.com, Inc.
core network switch and firewall	District	F&E	1/31/2006	9011	$7,988.74	$7,988.74	$7,988.74	Cable Express Technologies
74 desktop computers	District	F&E	1/31/2006	9011	$65,179.20	$65,179.20	$65,179.20	Dell Computer
less: R&W contribtn for flat monitors	Fernway	F&E	3/31/2006	9011	($1,200.00)	($1,200.00)	($1,200.00)	expense tranferred to SSF 6/30/06

2004 BOND ISSUE - TECHNOLOGY

PROJECT	BUILDING	Land, Building, Vehicles, F&E	CHECK DATE	SPECIAL COST CENTER	ESTIMATED COST	ACTUAL COST MTD	ACTUAL COST TO DATE	CONTRACTOR/ VENDOR
labor & materials, security card access	District	F&E	2/15/2006	9011	$4,440.00	$4,440.00	$4,440.00	J.C. Communications
install eight data outlets	High School	F&E	2/15/2006	9011	$1,350.00	$1,350.00	$1,350.00	J.C. Communications
network support - Jan 06 & Feb 06	District	F&E	2/21/2006	9011	$3,000.00	$3,000.00	$3,000.00	I/S Integration Specialists
13 SMART Boards and projectors	High School	F&E	2/28/2006	9011	$20,702.66	$20,702.66	$20,702.66	SMART Ed. Services
less: two projectors funded by SSF	High School	F&E	5/9/2006	9011	($1,688.00)	($1,688.00)	($1,688.00)	expense tranferred to SSF 6/30/06
less: installation exp funded by SSF	High School	F&E	6/30/2006	9011	($3,007.00)	($3,007.00)	($3,007.00)	expense tranferred to SSF 6/30/06
install 6 data outlets in computer lab	Mercer	F&E	3/9/2006	9011	$1,125.00	$1,125.00	$1,125.00	J.C. Communications
76 desktop computers	District	F&E	3/17/2006	9011	$60,187.00	$60,187.00	$60,187.00	Dell Computer
new server for Transportation	Transportation	F&E	3/27/2006	9011	$2,728.00	$2,728.00	$2,728.00	ServerWorlds.com, Inc.
network support - April 06	District	F&E	4/7/2006	9011	$1,500.00	$1,500.00	$1,500.00	I/S Integration Specialists
network support - May 06	District	F&E	5/8/2006	9011	$1,500.00	$1,500.00	$1,500.00	I/S Integration Specialists
installation of 135 PC's	District	F&E	5/25/2006	9011	$5,400.00	$5,400.00	$5,400.00	MTI Computer Services, Inc.
installation of projector and screen	High School	F&E	5/25/2006	9011	$1,727.20	$1,727.20	$1,727.20	SMART Ed. Services
server for time clock system	District	F&E	5/26/2006	9011	$2,311.00	$2,311.00	$2,311.00	ServerWorlds.com, Inc.
network support - June 06	District	F&E	6/21/2006	9011	$1,500.00	$1,500.00	$1,500.00	I/S Integration Specialists
4 Epson Powerlite 82C projectors	Middle School	F&E	6/29/2006	9011	$3,416.16	$3,416.16	$3,416.16	CDW*Government Inc
42 server hard drives	District	F&E	6/30/2006	9011	$4,883.00	$4,883.00	$4,883.00	ServerWorlds.com, Inc.
Access control system for door	Warehouse	Building/F&E	7/21/2006	9011	$4,385.70	$4,385.70	$4,385.70	Integrated Precision Systems
22 desktop computers	District	F&E	8/3/2006	9011	$19,615.20	$19,615.20	$19,615.20	Dell Marketing L.P.
successmaker software license/support	District	F&E	9/8/2006	9011	$131,070.00	$131,070.00	$131,070.00	NCS Pearson
network support - March 06	District	F&E	9/27/2006	9011	$1,500.00	$1,500.00	$1,500.00	I/S Integration Specialists
installation of data outlets	District	F&E	10/24/2006	9011	$1,860.00	$1,860.00	$1,860.00	J.C. Communications
repair of library data outlets	Onwy & Blvd	F&E	10/24/2006	9011	$605.00	$605.00	$605.00	J.C. Communications
installation of two computer labs	Middle School	F&E	10/24/2006	9011	$4,600.00	$4,600.00	$4,600.00	J.C. Communications
installation of printer outlet	Onaway	F&E	10/24/2006	9011	$200.00	$200.00	$200.00	J.C. Communications
24 desktop computers	District	F&E	3/16/2007	9011	$24,206.40	$24,206.40	$24,206.40	Dell Computer
new servers and printer	District	F&E	3/30/2007	9011	$9,563.00	$9,563.00	$9,563.00	ServerWorlds.com, Inc.
servers and hard drives	District	F&E	5/1/2007	9011	$5,128.00	$5,128.00	$5,128.00	ServerWorlds.com, Inc.
40 desktop computers	District	F&E	5/4/2007	9011	$35,920.00	$35,920.00	$35,920.00	Dell Marketing L.P.
555 memory modules for Dell comps	District	F&E	5/25/2007	9011	$23,049.60	$23,049.60	$23,049.60	Agilysys, Inc.
30 desktop computers	District	F&E	7/27/2007	9011	$25,440.00	$25,440.00	$25,440.00	Dell Marketing L.P.
successmaker software license/support	District	F&E	8/31/2007	9011	$22,460.00	$22,460.00	$22,460.00	NCS Pearson
25 desktop computers	Warehouse	F&E	9/21/2007	9011	$19,450.00	$19,450.00	$19,450.00	Dell Marketing L.P.
portable sound system	Warehouse	F&E	9/14/2007	9011	$5,644.00	$5,644.00	$5,644.00	Vision Pro Inc
9 projectors	District	F&E	9/15/2007	9011	$6,619.95	$6,619.95	$6,619.95	CDW*Government Inc
3 projectors	District	F&E	9/22/2007	9011	$2,510.91	$2,510.91	$2,510.91	CDW*Government Inc
Smartboard Projector	District	F&E	9/5/2007	9011	($19,710.14)	($19,710.14)	($19,710.14)	
data projectors, smart boards	District	F&E	10/11/2007	9011	$18,935.00	$18,935.00	$18,935.00	J.C. Communications
computer equipment	District	F&E	11/7/2007	9011	($2,300.00)	($2,300.00)	($2,300.00)	Shaker Schools Foundation
sit-down desk	District	F&E	1/11/2008	9011	$1,078.75	$1,078.75	$1,078.75	K-Log, Inc
1 port for WO, 2 for HS	District	F&E	1/26/2008	9011	$379.09	$379.09	$379.09	Amer.com
1 printer at LO, WO, HS labs	District	F&E	1/26/2008	9011	$1,630.00	$1,630.00	$1,630.00	Computer Management

2004 BOND ISSUE - TECHNOLOGY

PROJECT	BUILDING	Land, Building, Vehicles, F&E	CHECK DATE	SPECIAL COST CENTER	ESTIMATED COST	ACTUAL COST MTD	ACTUAL COST TO DATE	CONTRACTOR/ VENDOR
memory for district computers	District	F&E	1/26/2008	9011	$1,238.00	$1,238.00	$1,238.00	ServerWorlds.com, Inc.
sit-down desk	District	F&E	2/8/2008	9011	$256.63	$256.63	$256.63	K-Log, Inc
Desktop Computer	District	F&E	3/20/2008	9011	$20,202.00	$20,202.00	$20,202.00	Dell Marketing L.P.
projector screens	District	F&E	3/15/2008	9011	($2,200.00)	($2,200.00)	($2,200.00)	J.C. Communications
Computer paid by SSF	District	F&E	3/15/2008	9011	($1,025.00)	($1,025.00)	($1,025.00)	Shaker Schools Foundation
Computer paid by SSF	District	F&E	3/15/2008	9011	($2,694.00)	($2,694.00)	($2,694.00)	Shaker Schools Foundation
Data outlets installed	District	F&E	4/30/2008	9011	$24,445.00	$24,445.00	$24,445.00	J.C. Communications
Allocation of Visa Purchases	District	F&E	4/24/2008	9011	$6,717.98	$6,717.98	$6,717.98	
Science Dept Hardware-Cable fix	District	F&E	4/30/2008	9011	$198.41	$198.41	$198.41	thenerd.net
Science Dept Hardware-Cable fix	District	F&E	4/30/2008	9011	$244.97	$244.97	$244.97	thenerd.net
Server for district	District	F&E	4/26/2008	9011	$2,932.00	$2,932.00	$2,932.00	ServerWorlds.com, Inc.
Desktop Computers	District	F&E	5/23/2008	9011	$40,100.00	$40,100.00	$40,100.00	Dell Marketing L.P.
memory for district computers	District	F&E	5/24/2008	9011	$2,337.00	$2,337.00	$2,337.00	The Upgrade Place
memory for district computers	District	F&E	5/24/2008	9011	$2,887.87	$2,887.87	$2,887.87	CDW*Government Inc
Sound system	High School	F&E	5/24/2008	9011	$64.28	$64.28	$64.28	Sweetwater Sound
Software & licenses	District	F&E	5/24/2008	9011	$700.00	$700.00	$700.00	CDW*Government Inc
OptiPlex 755 Desktop	District	F&E	7/18/2008	9011	$39,500.00	$39,500.00	$39,500.00	Dell Marketing L.P.
Cabling and installation	District	F&E	8/19/2008	9011	$14,760.00	$14,760.00	$14,760.00	J.C. Communications
Electrical services	District	F&E	8/15/2008	9011	$13,200.00	$13,200.00	$13,200.00	Trivisonno Electric, Inc
Computer supplies	District	F&E	8/15/2008	9011	$2,628.92	$2,628.92	$2,628.92	MNJ Technologies
setup, installation of wireless network	District	F&E	8/15/2008	9011	$3,337.50	$3,337.50	$3,337.50	Information Systems Integration
Electrical services	District	F&E	8/8/2008	9011	$15,400.00	$15,400.00	$15,400.00	Trivisonno Electric, Inc
Computer supplies	District	F&E	8/15/2008	9011	$15,034.85	$15,034.85	$15,034.85	Bay Pointe Technology
Epson power lite projector	District	F&E	8/30/2008	9011	$653.29	$653.29	$653.29	CDW*Government Inc
Computer supplies	Middle School	F&E	8/29/2008	9011	$1,059.80	$1,059.80	$1,059.80	MNJ Technologies
Installed data outlets	District	F&E	9/11/2008	9011	$735.00	$735.00	$735.00	J.C. Communications
Computer supplies	District	F&E	9/24/2008	9011	$3,100.00	$3,100.00	$3,100.00	Information Systems Integration
Computer supplies	Middle School	F&E	9/24/2008	9011	$1,682.28	$1,682.28	$1,682.28	MNJ Technologies
Latitude D630	District	F&E	10/30/2008	9011	$12,028.71	$12,028.71	$12,028.71	Dell Marketing L.P.
Computer supplies	District	F&E	10/31/2008	9011	$26,018.99	$26,018.99	$26,018.99	Simon Computer Solutions
Computer supplies	District	F&E	10/25/2008	9011	$2,089.70	$2,089.70	$2,089.70	CDW*Government Inc
computer equipment	District	F&E	11/20/2008	9011	$7,311.32	$7,311.32	$7,311.32	Independence Business Supply
Consulting Services	District	F&E	11/12/2008	9011	$1,112.50	$1,112.50	$1,112.50	Information Systems Integration
Computer Equipment	District	F&E	11/12/2008	9011	$39,500.00	$39,500.00	$39,500.00	Dell Marketing L.P.
computer equipment	District	F&E	11/26/2008	9011	$3,136.75	$3,136.75	$3,136.75	CDW*Government Inc
computer equipment	District	F&E	11/26/2008	9011	$506.41	$506.41	$506.41	CDW*Government Inc
Wireless Keyboards	District	F&E	11/25/2008	9011	$442.40	$442.40	$442.40	CDW*Government Inc
computer equipment	Woodbury	F&E	12/9/2008	9011	$1,890.00	$1,890.00	$1,890.00	SMART Ed. Services
computer equipment	District	F&E	12/12/2008	9011	$19,750.00	$19,750.00	$19,750.00	Dell Marketing L.P.
Network Switches	District	F&E	12/25/2008	9011	$1,589.65	$1,589.65	$1,589.65	Amer.com
Computer and backpack	Middle School	F&E	12/25/2008	9011	$1,665.86	$1,665.86	$1,665.86	CDW*Government Inc
Labor to replace projector	Woodbury	F&E	12/25/2008	9011	$150.00	$150.00	$150.00	SMART Ed. Services

2004 BOND ISSUE - TECHNOLOGY

PROJECT	BUILDING	Land, Building, Vehicles, F&E	CHECK DATE	SPECIAL COST CENTER	ESTIMATED COST	ACTUAL COST MTD	ACTUAL COST TO DATE	CONTRACTOR/ VENDOR
Installation labor	Onaway	F&E	1/9/2009	9011	$1,057.50	$1,057.50	$1,057.50	Simon Technology Solutions
Installation labor	Boulevard	F&E	1/9/2009	9011	$1,527.50	$1,527.50	$1,527.50	Simon Technology Solutions
computer equipment	District	F&E	1/29/2009	9011	$19,750.00	$19,750.00	$19,750.00	Dell Marketing L.P.
computer equipment	Fernway	F&E	1/25/2009	9011	$126.50	$126.50	$126.50	Easy Graphics Corp.
computer equipment	District	F&E	2/13/2009	9011	$35,376.00	$35,376.00	$35,376.00	Dell Marketing L.P.
TV carts and straps	District	F&E	2/12/2009	9011	$4,589.64	$4,589.64	$4,589.64	Cousin's Video Inc
installation of data outlets	District	F&E	2/27/2009	9011	$6,260.00	$6,260.00	$6,260.00	J.C. Communications
computer equipment	District	F&E	3/6/2009	9011	$50,673.31	$50,673.31	$50,673.31	SMART Ed. Services
Printer	District	F&E	3/25/2009	9011	$1,440.00	$1,440.00	$1,440.00	Computer Management
Monitor	District	F&E	3/25/2009	9011	$357.71	$357.71	$357.71	mwave.com
Monitor and computer hardware	District	F&E	3/25/2009	9011	$811.51	$811.51	$811.51	mwave.com
computer and other hardware	District	F&E	3/25/2009	9011	$2,249.99	$2,249.99	$2,249.99	CDW*Government Inc
Audio/Video Equipment	District	F&E	3/27/2009	9011	$355.85	$355.85	$355.85	Cousin's Video Inc
Projector and Installation	Boulevard	F&E	3/27/2009	9011	$6,213.00	$6,213.00	$6,213.00	SMART Ed. Services
Audio/Video Equipment	Woodbury	F&E	4/9/2009	9011	$1,130.10	$1,130.10	$1,130.10	Cousin's Video Inc
computer equipment	District	F&E	4/9/2009	9011	$1,520.00	$1,520.00	$1,520.00	J.C. Communications
Audio Equipment	Boulevard	F&E	4/9/2009	9011	$2,658.00	$2,658.00	$2,658.00	Lightspeed Technologies
Projector and Installation	Boulevard	F&E	4/24/2009	9011	$323.00	$323.00	$323.00	SMART Ed. Services
Audio/Video Equipment	Woodbury	F&E	4/16/2009	9011	$1,422.42	$1,422.42	$1,422.42	Cousin's Video Inc
Computer Software	Fernway	F&E	4/16/2009	9011	$2,990.00	$2,990.00	$2,990.00	Easy Graphics Corp.
OptiPlex 760 Desktop Computer	District	F&E	4/24/2009	9011	$24,064.00	$24,064.00	$24,064.00	Dell Marketing L.P.
Audio Equipment	Onaway	F&E	4/24/2009	9011	$2,603.00	$2,603.00	$2,603.00	Simon Technology Solutions
Adjust coding - SmartBoard/Projector	District	F&E	4/29/2009	9011	($4,658.00)	($4,658.00)	($4,658.00)	Transfer to SSF
Adjust coding - Camera	District	F&E	4/29/2009	9011	($636.00)	($636.00)	($636.00)	Transfer to SSF
Computer memory upgrades	District	F&E	4/15/2009	9011	$1,299.65	$1,299.65	$1,299.65	The Upgrade Place
computer equipment	District	F&E	5/29/2009	9011	$1,228.53	$1,228.53	$1,228.53	CDW*Government Inc
installation of data outlets	Middle School	F&E	6/11/2009	9011	$840.00	$840.00	$840.00	J.C. Communications
installation of data outlets	High School	F&E	6/11/2009	9011	$7,500.00	$7,500.00	$7,500.00	J.C. Communications
computer equipment	District	F&E	6/8/2009	9011	$942.19	$942.19	$942.19	Dell Marketing L.P.
computer equipment	District	F&E	7/31/2009	9011	$56,400.00	$56,400.00	$56,400.00	Dell Marketing L.P.
distance learning equipment	High School	F&E	7/24/2009	9011	$4,286.52	$4,286.52	$4,286.52	Wide Area Media
computer equipment	District	F&E	7/24/2009	9011	$1,594.00	$1,594.00	$1,594.00	SMART Ed. Services
AV Equipment	High School	F&E	7/24/2009	9011	$1,048.54	$1,048.54	$1,048.54	Simon Technology Solutions
computer equipment	District	F&E	7/22/2009	9011	$36,096.00	$36,096.00	$36,096.00	Dell Marketing L.P.
server equipment	District	F&E	7/31/2009	9011	$19,923.00	$19,923.00	$19,923.00	ServerWorlds.com, Inc.
Audio Equipment	Elementary	F&E	8/14/2009	9011	$20,111.00	$20,111.00	$20,111.00	Lightspeed Technologies
Cabling and installation	District	F&E	8/14/2009	9011	$7,835.00	$7,835.00	$7,835.00	J.C. Communications
setup, installation of wireless network	District	F&E	8/14/2009	9011	$9,890.19	$9,890.19	$9,890.19	Information Systems Integration
computer software	District	F&E	8/14/2009	9011	$12,079.00	$12,079.00	$12,079.00	CDW*Government Inc
Server licensing fees	District	F&E	8/7/2009	9011	$8,387.00	$8,387.00	$8,387.00	CDW*Government Inc
Laserjet printer	District	F&E	8/17/2009	9011	$1,305.00	$1,305.00	$1,305.00	Computer Management
Video equipment	District	F&E	8/27/2009	9011	$1,908.64	$1,908.64	$1,908.64	Cousin's Video Inc

2004 BOND ISSUE - TECHNOLOGY

PROJECT	BUILDING	Land, Building, Vehicles, F&E	CHECK DATE	SPECIAL COST CENTER	ESTIMATED COST	ACTUAL COST MTD	ACTUAL COST TO DATE	CONTRACTOR/ VENDOR
Epson PL 84	District	F&E	9/8/2009	9011	$9,804.58	$9,804.58	$9,804.58	CDW*Government Inc
Cabling and installation	District	F&E	9/8/2009	9011	$2,615.00	$2,615.00	$2,615.00	J.C. Communications
Epson PL 410W	District	F&E	9/16/2009	9011	$15,080.23	$15,080.23	$15,080.23	CDW*Government Inc
Video equipment	District	F&E	9/16/2009	9011	$33,572.13	$33,572.13	$33,572.13	Simon Technology Solutions
Epson PL 410W	District	F&E	9/25/2009	9011	$15,080.22	$15,080.22	$15,080.22	CDW*Government Inc
Cabling and troubleshooting	District	F&E	9/25/2009	9011	$360.00	$360.00	$360.00	J.C. Communications
Reallocate expenses	District	F&E	9/29/2009	9011	($2,481.60)	($2,481.60)	($2,481.60)	Dell Marketing L.P.
Network Hardware	District	F&E	10/30/2009	9011	$2,224.10	$2,224.10	$2,224.10	CDW*Government Inc
Cabling	District	F&E	11/13/2009	9011	$1,935.00	$1,935.00	$1,935.00	J.C. Communications
Server/Network virtual LAN	District	F&E	12/7/2009	9011	$1,800.00	$1,800.00	$1,800.00	Information Systems Integration
Cabling Labor	District	F&E	12/7/2009	9011	$4,335.00	$4,335.00	$4,335.00	J.C. Communications
Software Integration	District	F&E	12/9/2009	9011	$1,500.00	$1,500.00	$1,500.00	Pearson Digital Learning
Cabling Labor	District	F&E	12/18/2009	9011	$1,150.00	$1,150.00	$1,150.00	J.C. Communications
Sound system	District	F&E	1/31/2010	9011	$2,781.00	$2,781.00	$2,781.00	Lightspeed Technologies
Data outlets installed	District	F&E	2/8/2010	9011	$5,765.00	$5,765.00	$5,765.00	J.C. Communications
Data outlets installed	District	F&E	2/22/2010	9011	$6,215.00	$6,215.00	$6,215.00	J.C. Communications
Cabling Labor	District	F&E	2/26/2010	9011	$4,620.00	$4,620.00	$4,620.00	J.C. Communications
Projectors	District	F&E	2/26/2010	9011	$3,525.55	$3,525.55	$3,525.55	CDW*Government Inc
Projectors	District	F&E	2/18/2010	9011	$6,332.55	$6,332.55	$6,332.55	CDW*Government Inc
Data Cables and Outlets	High School	F&E	3/18/2010	9011	$8,150.00	$8,150.00	$8,150.00	J.C. Communications
Wireless Survey	District	F&E	3/9/2010	9011	$560.00	$560.00	$560.00	Information Systems Integration
DVD/VCR	Woodbury	F&E	3/26/2010	9011	$828.18	$828.18	$828.18	Cousin's Video Inc
Wiring/Cabling	District	F&E	4/30/2010	9011	$5,655.00	$5,655.00	$5,655.00	J.C. Communications
Projector	Woodbury	F&E	4/22/2010	9011	$11,195.00	$11,195.00	$11,195.00	Simon Technology Solutions
Projector	Lomond	F&E	4/22/2010	9011	$11,062.00	$11,062.00	$11,062.00	Simon Technology Solutions
Projector	District	F&E	4/16/2010	9011	$460.00	$460.00	$460.00	SMART Ed. Services
Sound System Equipment/Installation	District	F&E	4/16/2010	9011	$44,574.55	$44,574.55	$44,574.55	Simon Technology Solutions
Wiring/Cabling	District	F&E	4/8/2010	9011	$4,265.00	$4,265.00	$4,265.00	J.C. Communications
Wiring/Cabling	District	F&E	6/10/2010	9011	$1,645.00	$1,645.00	$1,645.00	J.C. Communications
Wiring/Cabling	District	F&E	7/20/2010	9011	$4,435.00	$4,435.00	$4,435.00	J.C. Communications
Planetarium Media Manager	High School	F&E	8/5/2010	9011	$3,337.50	$3,337.50	$3,337.50	Bowen Technovation
Planetarium Media Manager	High School	F&E	10/8/2010	9011	$10,012.50	$10,012.50	$10,012.50	Bowen Technovation
VoiceOver IP - Telephone Conversion								
wall racks, patch panels, cabling switch	District	F&E	5/4/2005	9011	$4,915.00	$4,915.00	$4,915.00	J.C. Communications
phone line stability and clarity testing	District	F&E	9/23/2005	9011	$10,677.50	$10,677.50	$10,677.50	J.C. Communications
access control system cabling	District	F&E	9/23/2005	9011	$5,000.00	$5,000.00	$5,000.00	J.C. Communications
100% phone equip shipped by 8/5/05	District	F&E	9/30/2005	9011	$458,216.56	$458,216.56	$458,216.56	Data Processing Sciences Corp
50% of third party cabling	District	F&E	9/30/2005	9011	$45,739.50	$45,739.50	$45,739.50	Data Processing Sciences Corp
50% of installation	District	F&E	9/30/2005	9011	$84,290.37	$84,290.37	$84,290.37	Data Processing Sciences Corp
painting & repairs - phone installation	District	Building	10/19/2005	9011	$2,740.00	$2,740.00	$2,740.00	1st Choice Painting & Repairs
misc phone lines and service	District	F&E	11/23/2005	9011	$14,262.00	$14,262.00	$14,262.00	J.C. Communications

2004 BOND ISSUE - TECHNOLOGY

PROJECT	BUILDING	Land, Building, Vehicles, F&E	CHECK DATE	SPECIAL COST CENTER	ESTIMATED COST	ACTUAL COST MTD	ACTUAL COST TO DATE	CONTRACTOR/ VENDOR
fiber patch for voice system	District	F&E	11/30/2005	9011	$325.70	$325.70	$325.70	International Wire & Cable
headsets for secretaries	District	F&E	11/30/2005	9011	$2,802.99	$2,802.99	$2,802.99	CDW Computer Centers
call manager software licenses	District	F&E	1/10/2006	9011	$2,373.00	$2,373.00	$2,373.00	Data Processing Sciences Corp
Cisco stackable switch and fibers	District	F&E	1/10/2006	9011	$7,711.88	$7,711.88	$7,711.88	CXTec
Cisco network switches	District	F&E	2/10/2006	9011	$3,725.00	$3,725.00	$3,725.00	CXTec
three headsets for secretaries	District	F&E	3/27/2006	9011	$363.45	$363.45	$363.45	CDW Computer Centers
remaining cabling and installation	District	F&E	12/11/2006	9011	$187,169.43	$187,169.43	$187,169.43	Data Processing Sciences Corp
removal of old phone system	District	F&E	12/11/2006	9011	$10,000.00	$10,000.00	$10,000.00	Data Processing Sciences Corp
new phones, licenses, and equipment	District	F&E	12/11/2006	9011	$20,624.35	$20,624.35	$20,624.35	Data Processing Sciences Corp
new phones, licenses, and equipment	District	F&E	8/10/2007	9011	$16,676.76	$16,676.76	$16,676.76	Data Processing Sciences Corp
new phones, licenses, and equipment	District	F&E	8/25/2007	9011	$1,178.30	$1,178.30	$1,178.30	VOIPlink
IP Telephones	District	F&E	4/9/2008	9011	$1,035.00	$1,035.00	$1,035.00	I/S Integration Specialists
Pre-Approved Expenses	District	F&E	7/18/2008	9011	$931.00	$931.00	$931.00	I/S Integration Specialists
Time Clock System								
time clock project	District	F&E	5/18/2006	9011	$3,775.00	$3,775.00	$3,775.00	J.C. Communications, Inc.
biometric time and attendance system	District	F&E	6/29/2006	9011	$35,205.00	$35,205.00	$35,205.00	TimeWare, Inc.
biometric time and attendance system	District	F&E	10/31/2006	9011	$35,205.00	$35,205.00	$35,205.00	TimeWare, Inc.
bioscreen clock	District	F&E	10/31/2006	9011	$2,500.00	$2,500.00	$2,500.00	TimeWare, Inc.
Video Surveillance Equipment								
video surveillance equipment	High School	Building	11/12/2007	9011	$60,008.67	$60,008.67	$60,008.67	Integrated Precision Systems
video surveillance equipment	District	Building	11/30/2007	9011	$10,175.14	$10,175.14	$10,175.14	Integrated Precision Systems
video surveillance equipment	High School	Building	11/30/2007	9011	$2,238.04	$2,238.04	$2,238.04	Integrated Precision Systems
video surveillance equipment	District	Building	11/30/2007	9011	$2,183.07	$2,183.07	$2,183.07	Integrated Precision Systems
Camera Installation	District	Building	3/7/2008	9011	$27,591.85	$27,591.85	$27,591.85	Integrated Precision Systems
Set up and Consulting of equipment	District	Building	3/7/2008	9011	$1,530.99	$1,530.99	$1,530.99	I/S Integration Specialists
video surveillance equipment	District	F&E	4/25/2008	9011	$370.50	$370.50	$370.50	Integrated Precision Systems
Installation and configuration	District	F&E	9/25/2009	9011	$250.00	$250.00	$250.00	I/S Integration Specialists
Installation and configuration	District	F&E	11/20/2009	9011	$1,000.00	$1,000.00	$1,000.00	I/S Integration Specialists
Wireless System Improvements								
Wireless System Improvements	HS & MS	F&E	1/5/2012	9011	$102,000.00	$102,000.00	$102,000.00	All Lines Technology
Wireless System Improvements	HS & MS	F&E	1/12/2012	9011	$48,000.00	$48,000.00	$48,000.00	All Lines Technology
Wireless System Improvements	WO	F&E	6/12/2013	9011	$157,349.70	$157,349.70	$157,349.70	MCPc
Total Technology							**$3,178,000.00**	

2004 BOND ISSUE
LIBRARY

PROJECT	BUILDING	Land, Building, Vehicles, F&E	CHECK DATE	SPECIAL COST CENTER	ESTIMATED COST	ACTUAL COST MTD	ACTUAL COST TO DATE	CONTRACTOR/ VENDOR
Roofing Project								
partial work on roof replacement	Library	Building	10/28/2005	9014	$98,440.00	$98,440.00	$98,440.00	T & F Systems, Inc.
continued work on roof replacement	Library	Building	12/9/2005	9014	$22,069.70	$22,069.70	$22,069.70	T & F Systems, Inc.
project management on restoration	Library	Building	1/13/2006	9014	$12,225.00	$12,225.00	$12,225.00	Kenderson, Inc.
partial work on roof replacement	Library	Building	1/27/2006	9014	$2,484.00	$2,484.00	$2,484.00	T & F Systems, Inc.
partial work on roof replacement	Library	Building	2/10/2006	9014	$65,928.30	$65,928.30	$65,928.30	T & F Systems, Inc.
partial work on roof replacement	Library	Building	3/9/2006	9014	$94,781.62	$94,781.62	$94,781.62	T & F Systems, Inc.
partial work on roof replacement	Library	Building	5/18/2006	9014	$68,380.38	$68,380.38	$68,380.38	T & F Systems, Inc.
partial work on roof replacement	Library	Building	6/7/2006	9014	$14,720.00	$14,720.00	$14,720.00	T & F Systems, Inc.
project management on restoration	Library	Building	6/29/2006	9014	$12,225.00	$12,225.00	$12,225.00	Kenderson, Inc.
partial work on roof replacement	Library	Building	7/21/2006	9004	$31,896.00	$31,896.00	$31,896.00	T & F Systems, Inc.
Collection Monitoring System								
provide and install sensors	Library	Building	6/7/2006	9014	$10,440.00	$10,440.00	$10,440.00	Checkpoint Systems, Inc.
Smart Access Manager S/W System	Library	F&E	8/3/2006	9014	$10,300.00	$10,300.00	$10,300.00	Comprise Technologies, Inc.
surveillance equipment	Library	F&E	10/31/2008	9014	$20,418.61	$20,418.61	$20,418.61	Zadar Technologies
Smart Access Manager S/W System	Library	F&E	3/27/2009	9014	$5,000.00	$5,000.00	$5,000.00	Comprise Technologies, Inc.
Entry Improvement Project								
arch services re entry improvements	Library	Building	9/22/2006	9014	$11,773.86	$11,773.86	$11,773.86	Christian & Klopper
partial pymt to contractor re: entry	Library	Building	11/30/2006	9014	$13,729.50	$13,729.50	$13,729.50	Sterling Professional Group
partial pymt to contractor re: entry	Library	Building	12/29/2006	9014	$10,458.00	$10,458.00	$10,458.00	Sterling Professional Group
furnish & install automatic door equip	Library	Building	1/8/2007	9014	$23,835.00	$23,835.00	$23,835.00	Stanley Access Technologies
partial pymt to contractor re: entry	Library	Building	2/9/2007	9014	$9,108.00	$9,108.00	$9,108.00	Sterling Professional Group
partial pymt to contractor re: entry	Library	Building	3/19/2007	9014	$9,222.30	$9,222.30	$9,222.30	Sterling Professional Group
arch services re entry improvements	Library	Building	5/24/2007	9014	$7,353.31	$7,353.31	$7,353.31	Christian & Klopper
Final - arch services re entry improvements	Library	Building	8/24/2007	9014	$4,724.20	$4,724.20	$4,724.20	Sterling Professional Group
Second Floor Renovations								
Architectural Analysis	Library	Building	9/8/2009	9014	$7,126.61	$7,126.61	$7,126.61	Van Dyke Architects LLC
Space needs analysis	Library	Building	11/20/2009	9014	$2,160.00	$2,160.00	$2,160.00	Van Dyke Architects LLC
Facility Analysis and Options	Library	Building	1/29/2010	9014	$4,200.00	$4,200.00	$4,200.00	Van Dyke Architects LLC
Facility Analysis and Options	Library	Building	2/26/2010	9014	$5,450.15	$5,450.15	$5,450.15	Van Dyke Architects LLC
Asbestos Analysis	Library	Building	2/22/2010	9014	$1,956.37	$1,956.37	$1,956.37	Stephen J. Sebesta & Assoc.
Construction Documents	Library	Building	7/30/2010	9014	$29,428.22	$29,428.22	$29,428.22	Van Dyke Architects LLC
Schematic Design	Library	Building	7/7/2010	9014	$12,503.96	$12,503.96	$12,503.96	Van Dyke Architects LLC
Construction Documents	Library	Building	8/26/2010	9014	$9,332.36	$9,332.36	$9,332.36	Van Dyke Architects LLC
Construction Documents	Library	Building	9/30/2010	9014	$8,499.32	$8,499.32	$8,499.32	Van Dyke Architects LLC
Construction Documents	Library	Building	9/30/2010	9014	($8,499.32)	($8,499.32)	($8,499.32)	Van Dyke Architects LLC
Construction Documents	Library	Building	10/8/2010	9014	$7,823.93	$7,823.93	$7,823.93	Van Dyke Architects LLC

2004 BOND ISSUE
LIBRARY

PROJECT	BUILDING	Land, Building, Vehicles, F&E	CHECK DATE	SPECIAL COST CENTER	ESTIMATED COST	ACTUAL COST MTD	ACTUAL COST TO DATE	CONTRACTOR/ VENDOR
official notice to bidders in newspaper	Library	Building	11/17/2006	9014	$2,140.80	$2,140.80	$2,140.80	Plain Dealer
computer equipment	Library	F&E	6/25/2008	9014	$2,088.35	$2,088.35	$2,088.35	Dell Marketing L.P.
electrical installation	Library	F&E	9/29/2008	9014	$8,460.00	$8,460.00	$8,460.00	London Road Electric Company
Notebook computer	Library	F&E	1/15/2009	9014	$1,115.49	$1,115.49	$1,115.49	Tech Depot by Office Depot
computer equipment	Library	F&E	1/29/2009	9014	$14,925.00	$14,925.00	$14,925.00	Comprise Technologies, Inc.
Surveillance equipment	Library	F&E	1/29/2009	9014	$21,615.97	$21,615.97	$21,615.97	Zadar Technologies
Tile-Restroom renovation	Library	F&E	7/31/2009	9014	$4,040.33	$4,040.33	$4,040.33	Dal-Tile
Fixtures-restroom renovation	Library	F&E	7/31/2009	9014	$295.45	$295.45	$295.45	Cleveland Plumbing Supply
Plumbing-restroom renovation	Library	F&E	8/27/2009	9014	$7,592.59	$7,592.59	$7,592.59	Cleveland Plumbing Supply
Countertop Installation	Library	F&E	9/16/2009	9014	$3,080.00	$3,080.00	$3,080.00	Granite Luxuries
Furniture	Library	F&E	9/16/2009	9014	$23,403.56	$23,403.56	$23,403.56	Ohio Desk
Paint Supplies	Library	F&E	10/30/2009	9014	$271.60	$271.60	$271.60	Sherwin Williams
Recessed Housing	Library	F&E	10/19/2009	9014	$998.10	$998.10	$998.10	Home Depot
Voided Check	Library	F&E	12/31/2009	9014	($998.10)	($998.10)	($998.10)	Home Depot
Bathroom Renovation	Library	F&E	12/9/2009	9014	$614.93	$614.93	$614.93	Cleveland Plumbing Supply
Paint Supplies	Library	F&E	12/9/2009	9014	$65.43	$65.43	$65.43	Sherwin Williams
Lighting Supplies	Library	F&E	12/31/2009	9014	$1,008.08	$1,008.08	$1,008.08	Home Depot
Alterations Construction	Library	Building	11/17/2010	9014	$44,914.40	$44,914.40	$44,914.40	
Construction Administration	Library	Building	12/22/2010	9014	$3,006.22	$3,006.22	$3,006.22	Van Dyke Architects LLC
Construction Administration	Library	Building	12/7/2010	9014	$3,545.38	$3,545.38	$3,545.38	Van Dyke Architects LLC
Construction Administration	Library	Building	1/27/2011	9014	$3,000.00	$3,000.00	$3,000.00	Van Dyke Architects LLC
Legal Services	Library	Building	1/27/2011	9014	$1,900.00	$1,900.00	$1,900.00	Squire, Sanders & Dempsey
Architecture Services	Library	Building	1/13/2011	9014	$91,705.60	$91,705.60	$91,705.60	Sterling Professional Group
Plain Dealer Ad	Library	Building	1/13/2011	9014	$888.22	$888.22	$888.22	Plain Dealer/Sun/Cleve.com
Project Legal Fees	Library	Building	1/13/2011	9014	$3,150.00	$3,150.00	$3,150.00	Squire, Sanders & Dempsey
Project Legal Fees	Library	Building	1/13/2011	9014	$4,500.00	$4,500.00	$4,500.00	Squire, Sanders & Dempsey
HVAC and Electrical	Library	Building	2/22/2011	9014	$153,513.04	$153,513.04	$153,513.04	Sterling Professional Group
2nd Floor Cameras	Library	F&E	2/28/2011	9014	$4,977.10	$4,977.10	$4,977.10	Zadar Technologies, Inc.
Construction Administration	Library	Building	3/22/2011	9014	$3,000.00	$3,000.00	$3,000.00	Van Dyke Architects LLC
Construction Administration	Library	Building	3/8/2011	9014	$3,000.00	$3,000.00	$3,000.00	Van Dyke Architects LLC
Alterations Construction	Library	Building	3/22/2011	9014	$100,516.44	$100,516.44	$100,516.44	Sterling Professional Group
Environmental Engineering Services	Library	Building	3/22/2011	9014	$1,245.25	$1,245.25	$1,245.25	Stephen J. Sebesta & Associates
Construction Administration	Library	Building	4/28/2011	9014	$3,023.33	$3,023.33	$3,023.33	Van Dyke Architects LLC
Construction Administration	Library	Building	4/28/2011	9014	$69,702.26	$69,702.26	$69,702.26	Sterling Professional Group
2nd Floor Cameras	Library	F&E	4/20/2011	9014	$4,977.11	$4,977.11	$4,977.11	Zadar Technologies, Inc.
Library Improvements	Library	F&E	5/25/2011	9014	$79,401.00	$79,401.00	$79,401.00	Sterling Professional Group
Construction Administration	Library	Building	5/25/2011	9014	$2,000.00	$2,000.00	$2,000.00	Van Dyke Architects LLC
Project Legal Fees	Library	Building	6/9/2011	9014	$630.00	$630.00	$630.00	Squire, Sanders & Dempsey
Construction Administration	Library	Building	6/28/2011	9014	$1,200.00	$1,200.00	$1,200.00	Van Dyke Architects LLC
Computer Lab Equipment	Library	F&E	8/8/2011	9014	$26,165.77	$26,165.77	$26,165.77	Ohio Desk
Construction Administration	Library	Building	8/22/2011	9014	$76,492.40	$76,492.40	$76,492.40	Sterling Professional Group

2004 BOND ISSUE
LIBRARY

PROJECT	BUILDING	Land, Building, Vehicles, F&E	CHECK DATE	SPECIAL COST CENTER	ESTIMATED COST	ACTUAL COST MTD	ACTUAL COST TO DATE	CONTRACTOR/ VENDOR
Architecture Services	Library	Building	8/12/2011	9014	$8,066.60	$8,066.60	$8,066.60	Van Dyke Architects LLC
Dell Computer Equipment	Library	F&E	8/11/2011	9014	$7,046.05	$7,046.05	$7,046.05	Dell Computer
IT Services	Library	F&E	9/15/2011	9014	$1,814.50	$1,814.50	$1,814.50	Neothink, LLC
Work Surfaces	Library	F&E	10/6/2011	9014	$1,151.18	$1,151.18	$1,151.18	Ohio Desk
Computer Network	Library	F&E	10/14/2011	9014	$1,786.00	$1,786.00	$1,786.00	Neothink, LLC
SMART Board and Projector	Library	F&E	10/20/2011	9014	$4,214.00	$4,214.00	$4,214.00	Smart Ed Services
Misc. Electrical Work	Library	Building	11/3/2011	9014	$2,035.00	$2,035.00	$2,035.00	Sterling Professional Group
Computer Network	Library	F&E	11/29/2011	9014	$3,847.50	$3,847.50	$3,847.50	Neothink, LLC
Construction Administration	Library	Building	11/17/2011	9014	$15,739.86	$15,739.86	$15,739.86	Sterling Professional Group
Computer Network, Programs	Library	F&E	1/26/2012	9014	$1,596.00	$1,596.00	$1,596.00	Neothink, LLC
New Directory Migration	Library	F&E	1/6/2012	9014	$3,676.50	$3,676.50	$3,676.50	Neothink, LLC
Construction Administration	Library	Building	2/23/2012	9014	$1,064.00	$1,064.00	$1,064.00	Van Dyke Architects LLC
New Directory Migration	Library	F&E	2/15/2012	9014	$2,279.05	$2,279.05	$2,279.05	Neothink, LLC
Server and Back Up	Library	F&E	3/23/2012	9014	$5,067.97	$5,067.97	$5,067.97	Neothink, LLC
Library Improvements	Library	F&E	5/10/2012	9014	$27,611.74	$27,611.74	$27,611.74	Sterling Professional Group
Less Payment from SHPL	Library	F&E	5/7/2012	9014	($3,971.74)	($3,971.74)	($3,971.74)	Shaker Heights Public Library
Sidewalk and stairs repair	Library	Building	11/15/2012	9014	$310.31	$310.31	$310.31	Shaker Heights Public Library
Total Library							**$1,500,000.00**	

NON-BOND SOURCES
OTHER

PROJECT	BUILDING	Land, Building Vehicles, F&E	CHECK DATE	SPECIAL COST CENTER	ESTIMATED COST	ACTUAL COST MTD	ACTUAL COST TO DATE	CONTRACTOR/ VENDOR
Other:								
install hot water boiler; remove old one	Middle School		1/12/2005		$6,000.00	$6,000.00	$6,000.00	Hoover Heating & Air Cond.
completion of electrical upgrades	High School		1/31/2005		$11,472.00	$11,472.00	$11,472.00	Genesis Electric
service on Hydro Pulse boiler	District		1/31/2005		$685.00	$685.00	$685.00	Hoover Heating & Air Cond.
DA Robers & Assoc	District		2/9/2005		$2,000.00	$2,000.00	$2,000.00	DA Robers & Assoc.
repair roof leaks	Woodbury		2/17/2005		$470.00	$470.00	$470.00	Allied Commerical Roofing
repair roof leaks	Middle School		2/17/2005		$260.00	$260.00	$260.00	Allied Commerical Roofing
telecomm & tech consulting project	District		2/17/2005		$2,343.75	$2,343.75	$2,343.75	Business Technologies
Boulevard elevator - architectural fee	Boulevard		2/17/2005		$2,070.00	$2,070.00	$2,070.00	Collins, Gordon, Bostwick
8 Year Plan - prof services	District		2/17/2005		$1,298.75	$1,298.75	$1,298.75	Collins, Gordon, Bostwick
Onaway Learning Garden - architect	Onaway		2/17/2005		$3,207.99	$3,207.99	$3,207.99	McKnight & Assoc. Ltd.
48 chairs with chrome frames	Fernway		2/17/2005		$2,283.43	$2,283.43	$2,283.43	Waller-Duman Inc.
cafeteria table	Boulevard		2/17/2005		$942.44	$942.44	$942.44	Waller-Duman Inc.
20 folding tables	High School		2/17/2005		$4,851.00	$4,851.00	$4,851.00	Waller-Duman Inc.
repair roof leaks	High School		2/25/2005		$860.00	$860.00	$860.00	Allied Commerical Roofing
repair roof leaks	High School		2/25/2005		$440.00	$440.00	$440.00	Allied Commerical Roofing
repair roof leaks	Fernway		2/25/2005		$250.00	$250.00	$250.00	Allied Commerical Roofing
engineering visit - swing support	Mercer		2/25/2005		$375.00	$375.00	$375.00	Barber and Hoffman Inc
engineering visit - stair vibration	Fernway		2/25/2005		$840.00	$840.00	$840.00	Barber and Hoffman Inc
schematic design - 8 Year Plan	District		2/25/2005		$1,860.00	$1,860.00	$1,860.00	Collins, Gordon, Bostwick
HVAC service call - Phys Ed office	High School		2/25/2005		$152.50	$152.50	$152.50	Hoover Heating & Air Cond.
2nd year of Gold maint - 60 mo contract	District		3/8/2005		$7,599.00	$7,599.00	$7,599.00	Integrated Precision
Woodbury addendum on maint contract	Woodbury		3/8/2005		$2,081.45	$2,081.45	$2,081.45	Integrated Precision
project mgmt activites - roof restoration	HS, Mercer		3/16/2005		$630.00	$630.00	$630.00	Kenderson, Inc.
audio/video consult/design	Onaway		3/16/2005		$111.18	$111.18	$111.18	Teamco/John Paul Baker
repair roof leaks	Bus Gar, Mercer		3/16/2005		$720.00	$720.00	$720.00	Allied Commerical Roofing
consulting - spec ed student transp	District		3/16/2005		$3,000.00	$3,000.00	$3,000.00	Education Logistics, Inc.
audio/video consult/design	Middle School		3/24/2005		$607.66	$607.66	$607.66	Teamco/John Paul Baker
tractor and loader	District		3/24/2005		$21,612.55	$21,612.55	$21,612.55	West Shore New Holland, Inc
legal ad for "Peter's Garden"	Onaway		3/28/2005		$556.92	$556.92	$556.92	Plain Dealer
engnr/arch serv - mobile classrm relo	District		3/30/2005		$17,969.53	$17,969.53	$17,969.53	Christian & Klopper, Inc.
arch services - SHCSD 8 year plan	District		3/30/2005		$2,070.00	$2,070.00	$2,070.00	Collins, Gordon, Bostwick
roof and gutter repairs	District	Building	4/28/2005	9150	$1,225.00	$1,225.00	$1,225.00	Allied Commercial Roofing
spec ed transp study - travel exp	District	F&E	4/28/2005	9150	$275.63	$275.63	$275.63	Education Logistics, Inc.
flat screen monitor (19")	Transportation	F&E	4/30/2005	9150	$349.00	$349.00	$349.00	Dell Marketing L.P.
flat screen monitor (17")	Admin	F&E	4/30/2005	9150	$229.00	$229.00	$229.00	Dell Marketing L.P.
engineering for elect serv upgrade	High School	Building	5/4/2005	9150	$520.00	$520.00	$520.00	Karpinski Engineering
install mini-split A/C units (5)	District	F&E	5/10/2005	9150	$21,282.50	$21,282.50	$21,282.50	Hoover Heating & Air Cond.
ornamental spray - Rose Garden	Woodbury	Land	5/26/2005	9150	$97.00	$97.00	$97.00	H.A.M. Landscaping
tables with Chem-Armor surface (3)	Woodbury	F&E	5/26/2005	9150	$3,135.00	$3,135.00	$3,135.00	Ward's Natural Science
metal student lockers	Fernway	F&E	5/26/2005	9150	$1,200.00	$1,200.00	$1,200.00	Waller-Duman Inc.
ornamental Spray - Rose Garden	Woodbury	Land	6/9/2005	9150	$195.45	$195.45	$195.45	H.A.M. Landscaping
qtrly fee - telecom & tech consulting	Admin	F&E	6/9/2005	9150	$2,343.75	$2,343.75	$2,343.75	Business Technologies

OTHER

PROJECT	BUILDING	Land, Building Vehicles, F&E	CHECK DATE	SPECIAL COST CENTER	ESTIMATED COST	ACTUAL COST MTD	ACTUAL COST TO DATE	CONTRACTOR/ VENDOR
TV mount	Boulevard	F&E	6/27/2005	9150	$180.00	$180.00	$180.00	Teamco/John Paul Baker
travel exp for transp consultant	Admin	F&E	6/27/2005	9150	$278.17	$278.17	$278.17	Education Logistics, Inc.
portion of plan review - elev study	Boulevard	Building	6/27/2005	9150	$188.23	$188.23	$188.23	Collins, Gordon, Bostwick
landscaping at Woodbury	Woodbury	Land	7/28/2005	9150	$135.00	$135.00	$135.00	H.A.M. Landscaping
rooftop unit above HS Library	High School	F&E	7/29/2005	9150	$806.25	$806.25	$806.25	Hoover Heating & Air Cond.
install new boiler	Boulevard	F&E	7/29/2005	9150	$20,580.00	$20,580.00	$20,580.00	RCR Services Inc.
1/2 cost of Door H lock and remote	District	Building	8/5/2005	9150	$2,365.45	$2,365.45	$2,365.45	Integrated Precision
qtrly fee - telecom & tech consulting	Admin	F&E	8/12/2005	9150	$2,343.75	$2,343.75	$2,343.75	Business Technologies
ornamental spray - Rose Garden	Woodbury	Land	8/12/2005	9150	$540.00	$540.00	$540.00	H.A.M. Landscaping
architectural services - Peters Garden	Onaway	Land	8/31/2005	9150	$1,512.46	$1,512.46	$1,512.46	McKnight & Assoc. Ltd.
miscellaneous roof repairs	District	Building	9/15/2005	9150	$1,260.00	$1,260.00	$1,260.00	Allied Commercial Roofing
ornamental Spray - Rose Garden	Woodbury	Land	9/15/2005	9150	$405.00	$405.00	$405.00	H.A.M. Landscaping
service call on small a/c unit	High School	F&E	9/15/2005	9150	$203.00	$203.00	$203.00	Hoover Heating & Air Cond.
architectural services - Peters Garden	Onaway	Land	9/23/2005	9150	$900.00	$900.00	$900.00	McKnight & Assoc. Ltd.
upgrade AED units	District	F&E	9/23/2005	9150	$7,281.25	$7,281.25	$7,281.25	Medtronic Physio-Control Corp
annual roofing inspection/assessment	District	Building	10/12/2005	9150	$1,375.00	$1,375.00	$1,375.00	Kenderson, Inc.
re-mount TV in music room	Woodbury	F&E	10/12/2005	9150	$277.60	$277.60	$277.60	Teamco/John Paul Baker
repairs on computer lab rooftop a/c	Woodbury	F&E	10/19/2005	9150	$338.93	$338.93	$338.93	Hoover Heating & Air Cond.
maint contract - attendance ph system	High School	F&E	10/28/2005	9150	$395.00	$395.00	$395.00	US Netcom Corp
repair of roof leaks	MS & Bus Gar	Building	11/4/2005	9150	$1,550.00	$1,550.00	$1,550.00	Allied Commercial Roofing
SMART board	Onaway	F&E	11/4/2004	9150	$1,923.00	$1,923.00	$1,923.00	SMART Ed. Services
partial exp for SMARTbd to Jennings	Onaway	F&E	5/18/2006	9150	($1,373.37)	($1,373.37)	($1,373.37)	SSF/Jennings Grant
ornamental Spray, Rose Garden, Sep	Woodbury	Land	11/7/2005	9150	$540.00	$540.00	$540.00	H.A.M. Landscaping
five addt'l parking slots (Peter's Grdn)	Onaway	Land	11/14/2005	9150	$22,962.00	$22,962.00	$22,962.00	Vizmeg Landscape Inc.
repair of roof leaks	Admin	Building	11/18/2005	9150	$230.00	$230.00	$230.00	Allied Commercial Roofing
ornamental spray, Rose Garden, Oct	Woodbury	Land	11/23/2005	9150	$270.00	$270.00	$270.00	H.A.M. Landscaping
upgrade of a/c unit to Mitsubishi	Onaway	F&E	11/23/2005	9150	$650.00	$650.00	$650.00	Hoover Heating & Air Cond.
s/w maint & support - PhoneMaster	Transportation	F&E	12/9/2005	9150	$499.00	$499.00	$499.00	US Netcom Corp
roof repairs at Admin Building	Admin	Building	12/30/2005	9150	$395.00	$395.00	$395.00	Allied Commercial Roofing
misc service calls re: furnace/AC	District	F&E	1/13/2006	9150	$1,531.34	$1,531.34	$1,531.34	Hoover Heating & Air Cond.
gutter and roof repair	Mercer	Building	1/24/2006	9150	$1,595.00	$1,595.00	$1,595.00	Allied Commercial Roofing
two Epson projectors	Onaway	F&E	2/10/2006	9150	$2,483.98	$2,483.98	$2,483.98	CDW Government, Inc.
labor for mounting televisions	Boulevard	F&E	2/15/2006	9150	$480.00	$480.00	$480.00	Teamco/John Paul Baker
corner desk with hutch, storage unit	District	F&E	2/15/2006	9150	$1,658.00	$1,658.00	$1,658.00	Mentor Office Supply
mobile files with lock	District	F&E	2/15/2006	9150	$692.00	$692.00	$692.00	Mentor Office Supply
appliance - tchrs lounge (was Fnd 01)	Boulevard	F&E	2/28/2006	9150	$455.00	$455.00	$455.00	Lowe's
music library system	Middle School	F&E	3/9/2006	9150	$6,584.25	$6,584.25	$6,584.25	Wenger Corporation
repairs of roof leak over room 113	Lomond	Building	3/31/2006	9150	$385.00	$385.00	$385.00	Allied Commercial Roofing
ornamental spray, Rose Garden, Mar	Woodbury	Land	4/27/2006	9150	$135.00	$135.00	$135.00	H.A.M. Landscaping
ornamental spray, Rose Garden, Apr	Woodbury	Land	5/25/2006	9150	$135.00	$135.00	$135.00	H.A.M. Landscaping
repair of roof leak and loose slates	Woodbury	Building	6/16/2006	9150	$265.00	$265.00	$265.00	Allied Commercial Roofing
repair of three roof leak areas	Boulevard	Building	6/16/2006	9150	$725.00	$725.00	$725.00	Allied Commercial Roofing
correction to SSF share for P's Garden	Onaway	Land	6/30/2006	9150	$702.00	$702.00	$702.00	transfer Vizmeg exp from SSF
ornamental spray - Rose Garden, Jun	Woodbury	Land	7/21/2006	9150	$540.00	$540.00	$540.00	H.A.M. Landscaping
service call on a/c in Music Room	Fernway	Building	7/21/2006	9150	$165.00	$165.00	$165.00	Hoover Heating & Air Cond.

OTHER

PROJECT	BUILDING	Land, Building Vehicles, F&E	CHECK DATE	SPECIAL COST CENTER	ESTIMATED COST	ACTUAL COST MTD	ACTUAL COST TO DATE	CONTRACTOR/ VENDOR
repair roof leak	Admin	Building	7/31/2006	9150	$375.00	$375.00	$375.00	Allied Commercial Roofing
ornamental spray - Rose Garden, Jul	Woodbury	Land	8/31/2006	9150	$540.00	$540.00	$540.00	H.A.M. Landscaping
three seat walls/benches	Onaway	Land	8/31/2006	9181	$8,400.00	$8,400.00	$8,400.00	Pinzone II
reimb from PTO for three benches	Onaway	Land	9/27/2006	9181	($8,400.00)	($8,400.00)	($8,400.00)	Onaway PTO
ornamental spray - Rose Garden, Aug	Woodbury	Land	9/8/2006	9150	$540.00	$540.00	$540.00	H.A.M. Landscaping
install TV/VCR mounts	District	F&E	9/15/2006	9150	$5,824.69	$5,824.69	$5,824.69	Teamco/John Paul Baker
move outlet	Mercer	Building	9/22/2006	9150	$315.00	$315.00	$315.00	Teamco/John Paul Baker
repair roof leak	Boulevard	Building	9/27/2006	9150	$395.00	$395.00	$395.00	Allied Commercial Roofing
ornamental spray - Rose Garden, Sep	Woodbury	Land	10/16/2006	9150	$540.00	$540.00	$540.00	H.A.M. Landscaping
ornamental spray - Rose Garden, Oct	Woodbury	Land	11/17/2006	9150	$135.00	$135.00	$135.00	H.A.M. Landscaping
repair of misc roof leaks	District	Building	11/17/2006	9150	$1,515.00	$1,515.00	$1,515.00	Allied Commercial Roofing
miscellaneous roof repairs	Middle School	Building	11/30/2006	9150	$2,770.00	$2,770.00	$2,770.00	Allied Commercial Roofing
transfer F07 Rose Garden exp to Fd 1	Woodbury	Land	11/30/2006	9150	($2,295.00)	($2,295.00)	($2,295.00)	intra-district transfer
install TV & cabling for computer AV	Middle School	F&E	12/20/2006	9150	$690.00	$690.00	$690.00	Teamco/John Paul Baker
repair of misc roof leaks	High School	Building	12/29/2006	9150	$785.00	$785.00	$785.00	Allied Commercial Roofing
water testing of drains over auditorium	High School	Building	12/29/2006	9150	$425.00	$425.00	$425.00	Allied Commercial Roofing
repair damaged section of roof	Middle School	Building	2/19/2007	9150	$3,995.00	$3,995.00	$3,995.00	Allied Commercial Roofing
repair of roof leaks and cracked drain	Middle School	Building	4/20/2007	9150	$275.00	$275.00	$275.00	Allied Commercial Roofing
ornamental spray - Rose Garden, May&Jun	Woodbury	Land	8/10/2007	9150	$1,080.00	$1,080.00	$1,080.00	H.A.M. Landscaping
cable outlet installed	High School	Building	10/8/2007	9150	$403.49	$403.49	$403.49	Teamco/John Paul Baker
legal charges	High School	Building	11/24/2007	9150	$958.08	$958.08	$958.08	Plain Dealer
ornamental spray - Rose Garden	Woodbury	Land	12/11/2007	9150	$1,485.00	$1,485.00	$1,485.00	H.A.M. Landscaping
cable installation and TV mounting	High School	F&E	12/20/2007	9150	$1,474.53	$1,474.53	$1,474.53	Teamco/John Paul Baker
antenna and mast	Fernway	F&E	1/16/2008	9150	$639.58	$639.58	$639.58	Teamco/John Paul Baker
Plain Dealer Ad	District	Building	7/26/2008	9150	$1,137.72	$1,137.72	$1,137.72	Plain Dealer
Plain Dealer Ad	District	Building	8/30/2008	9150	$978.04	$978.04	$978.04	Plain Dealer
Extend cable system	District	Building	10/14/2008	9150	$2,084.32	$2,084.32	$2,084.32	Teamco/John Paul Baker
Emergency Fire Remediation	District	Building	12/12/2008	9150	$6,435.72	$6,435.72	$6,435.72	Yanesh Brothers Construction
Water damage, restoration services	District	Building	12/31/2008	9150	$47,000.00	$47,000.00	$47,000.00	Paul Davis Restoration of Cleve
TV installation	High School	F&E	1/16/2009	9150	$660.00	$660.00	$660.00	Teamco/John Paul Baker
Ludlow Restoration	District	Building	5/29/2009	9150	$5,341.02	$5,341.02	$5,341.02	Paul Davis Restoration of Cleve
DLMO Supplies	District	F&E	6/1/2009	9169	$636.00	$636.00	$636.00	Cousin's Video
Security Equipment	District	F&E	9/16/2009	9150	$21,730.62	$21,730.62	$21,730.62	21st Century Alarm/Data
Security Cameras	Middle School	F&E	9/25/2009	9150	$9,859.00	$9,859.00	$9,859.00	21st Century Alarm/Data
Security Cameras	Lomond	F&E	4/22/2010	9150	$3,850.00	$3,850.00	$3,850.00	21st Century Alarm/Data
Security Cameras-Shaker Share	Ludlow	F&E	8/31/2010	9150	$8,848.50	$8,848.50	$8,848.50	21st Century Alarm/Data
Security Cameras-PEP Share	Ludlow	F&E	8/31/2010	9150	$8,848.50	$8,848.50	$8,848.50	21st Century Alarm/Data
Admin Chiller Architectural Services	Admin	F&E	7/31/2014	9150	$20,444.80	$20,444.80	$20,444.80	Neville Architects
Replacement chiller	Admin	F&E	9/16/2014	9150	$21,143.00	$21,143.00	$21,143.00	Carrier Corporation
Replacement chiller	Admin	F&E	10/23/2014	9150	$114,580.00	$114,580.00	$114,580.00	Daikin Applied
Replacement chiller	Admin	F&E	10/30/2014	9150	$5,220.00	$5,220.00	$5,220.00	Daikin Applied
Admin Chiller Architectural Services	Admin	F&E	12/29/2014	9150	$4,070.00	$4,070.00	$4,070.00	Neville Architects
Chiller Replacement Project	Admin	F&E	7/31/2015	9150	$8,230.00	$8,230.00	$8,230.00	Daikin Applied
Correction of prior period expense		F&E	12/31/2017	9150	($94,742.74)	($94,742.74)	($94,742.74)	Move exp to SCC 9165
Correction of prior period expense		F&E	12/31/2017	9150	($33,244.34)	($33,244.34)	($33,244.34)	Move exp to SCC 9167

OTHER

PROJECT	BUILDING	Land, Building Vehicles, F&E	CHECK DATE	SPECIAL COST CENTER	ESTIMATED COST	ACTUAL COST MTD	ACTUAL COST TO DATE	CONTRACTOR/ VENDOR
LAN - Network Integration Project:								
vendor maintenance renewals (6)	Admin	F&E	1/31/2005		$563.59	$563.59	$563.59	Data Processing Sciences
Network Support - Dec 04	District	F&E	1/31/2005		$1,500.00	$1,500.00	$1,500.00	Information Systems Integration
Network Support - Jan 05 and Feb 05	District	F&E	2/17/2005		$3,000.00	$3,000.00	$3,000.00	Information Systems Integration
Network Support - March 05	District	F&E	4/19/2005	9178	$1,500.00	$1,500.00	$1,500.00	Information Systems Integration
Network Support - April 05	District	F&E	5/4/2005	9178	$1,500.00	$1,500.00	$1,500.00	Information Systems Integration
Network Support - May 05	District	F&E	5/31/2005	9178	$1,500.00	$1,500.00	$1,500.00	Information Systems Integration
Network Support - June 05	District	F&E	6/27/2005	9178	$1,500.00	$1,500.00	$1,500.00	Information Systems Integration
Buses:								
71 passenger school buses (2)	District	Vehicles	5/23/2005	9163	$117,020.00	$117,020.00	$117,020.00	Myers Equipment Corp
bus for special needs students	District	Vehicles	8/18/2005	9163	$33,676.00	$33,676.00	$33,676.00	Transportation Equip Sales Corp
65 passenger school buses (2)	District	Vehicles	8/31/2005	9163	$117,325.00	$117,325.00	$117,325.00	Myers Equipment Corp
principal & interest on 365 day loan	District	Vehicles	10/19/2005	9163	$734,328.00	$734,328.00	$734,328.00	Fifth Third Bank
71 passenger school buses (2)	District	Vehicles	5/18/2006	9163	$115,766.00	$115,766.00	$115,766.00	Myers Equipment Corp
71 passenger school bus	District	Vehicles	8/25/2006	9163	$58,758.00	$58,758.00	$58,758.00	Myers Equipment Corp
principal & interest on 365 day loan	District	Vehicles	10/18/2006	9163	$592,736.67	$592,736.67	$592,736.67	Huntington National Bank
71 passenger school buses (4)	District	Vehicles	10/31/2006	9163	$242,892.00	$242,892.00	$242,892.00	Wise International Trucks
paying agent fee for bus loan	District	Vehicles	11/27/2006	9163	$200.00	$200.00	$200.00	Huntington National Bank
transfer paying agent fee to Fund 002	District	Vehicles	12/31/2006	9163	($200.00)	($200.00)	($200.00)	Huntington National Bank
principal & interest on 365 day loan	District	Vehicles	10/18/2007	9163	$592,736.67	$592,736.67	$592,736.67	Huntington National Bank
71 passenger school buses (3)	District	Vehicles	10/26/2007	9163	$208,476.00	$208,476.00	$208,476.00	Power City Intn'l Trucks, Inc
65 passenger school buses (1)	District	Vehicles	4/25/2008	9163	$70,432.60	$70,432.60	$70,432.60	Power City Intn'l Trucks, Inc
GPS Unit for buses	District	Vehicles	9/11/2008	9163	$44,750.00	$44,750.00	$44,750.00	Education Logistics, Inc
GPS Units installed	District	Vehicles	9/24/2008	9163	$26,034.50	$26,034.50	$26,034.50	Education Logistics, Inc
principal & interest on 365 day loan	District	Vehicles	10/18/2008	9163	$518,198.33	$518,198.33	$518,198.33	Huntington National Bank
71 passenger school buses (4)	District	Vehicles	1/9/2009	9163	$299,513.60	$299,513.60	$299,513.60	Power City Intn'l Trucks, Inc
Fleettracker software	District	Vehicles	8/14/2009	9163	$2,024.00	$2,024.00	$2,024.00	Education Logistics
Fleettracker trainer travel exp	District	Vehicles	8/14/2009	9163	$1,594.39	$1,594.39	$1,594.39	Education Logistics
Fleettracker training fees	District	Vehicles	8/14/2009	9163	$2,550.00	$2,550.00	$2,550.00	Education Logistics
71 passenger school buses (8)	District	Vehicles	10/9/2009	9171	$609,017.80	$609,017.80	$609,017.80	Power City Intn'l Trucks, Inc
principal & interest on 365 day loan	District	Vehicles	10/15/2009	9163	$514,958.33	$514,958.33	$514,958.33	Huntington National Bank
principal & interest on 365 day loan	District	Vehicles	10/5/2010	9171	$605,983.33	$605,983.33	$605,983.33	Huntington National Bank
School Buses (4)	District	Vehicles	9/23/2011	9171	$316,868.00	$316,868.00	$316,868.00	Center City International
principal & interest on 365 day loan	District	Vehicles	10/4/2011	9171	$605,983.33	$605,983.33	$605,983.33	Huntington National Bank
Interest on 2012 Bus Bonds	District	Vehicles	6/14/2013	9171	$12,500.00	$12,500.00	$12,500.00	Bank of New York Mellon
Principal & interest on 2012 Bus Bonds	District	Vehicles	12/15/2013	9171	$100,000.00	$100,000.00	$100,000.00	Bank of New York Mellon
2015 IC Bus	District	Vehicles	2/28/2014	9171	$26,992.00	$26,992.00	$26,992.00	Interstate Billing Service
Interest on 2012 Bus Bonds	District	Vehicles	6/13/2014	9171	$9,100.00	$9,100.00	$9,100.00	Bank of New York Mellon
Sale of Band Bus	District	Vehicles	7/11/2014	9171	($1,544.64)	($1,544.64)	($1,544.64)	Glean Ministries
Principal & interest on 2012 Bus Bonds	District	Vehicles	12/15/2014	9171	$104,100.00	$104,100.00	$104,100.00	Bank of New York Mellon
Interest on 2012 Bus Bonds	District	Vehicles	6/15/2015	9171	$8,150.00	$8,150.00	$8,150.00	Bank of New York Mellon
School Buses (4)	District	Vehicles	11/13/2015	9171	$357,187.00	$357,187.00	$357,187.00	Cardinal Bus Sales
Principal & interest on 2012 Bus Bonds	District	Vehicles	12/15/2015	9171	$103,150.00	$103,150.00	$103,150.00	Bank of New York Mellon
Interest on 2012 Bus Bonds	District	Vehicles	6/15/2016	9171	$7,200.00	$7,200.00	$7,200.00	Bank of New York Mellon
30 passenger bus w/ camera	District	Vehicles	8/25/2016	9171	$50,739.00	$50,739.00	$50,739.00	Cardinal Bus Sales

OTHER

PROJECT	BUILDING	Land, Building Vehicles, F&E	CHECK DATE	SPECIAL COST CENTER	ESTIMATED COST	ACTUAL COST MTD	ACTUAL COST TO DATE	CONTRACTOR/ VENDOR
Bus #2 Trade In	District	Vehicles	8/25/2016	9171	($2,150.00)	($2,150.00)	($2,150.00)	Cardinal Bus Sales
School Buses (3)	District	Vehicles	11/30/2016	9171	$266,424.00	$266,424.00	$266,424.00	Interstate Billing Service
Bus Trade Ins	District	Vehicles	11/30/2016	9171	($9,100.00)	($9,100.00)	($9,100.00)	Interstate Billing Service
Principal & interest on 2012 Bus Bonds	District	Vehicles	12/15/2016	9171	$102,200.00	$102,200.00	$102,200.00	Bank of New York Mellon
Interest on 2012 Bus Bonds	District	Vehicles	6/15/2017	9171	$6,250.00	$6,250.00	$6,250.00	Bank of New York Mellon
Additional Trade-In-2 buses	District	Vehicles	11/28/2017	9171	($4,200.00)	($4,200.00)	($4,200.00)	Myers Equipment Corp
School Buses (3)	District	Vehicles	12/22/2017	9171	$267,426.00	$267,426.00	$267,426.00	Myers Equipment Corp
Bus Trade Ins	District	Vehicles	12/22/2017	9171	($9,000.00)	($9,000.00)	($9,000.00)	Myers Equipment Corp
Principal & interest on 2012 Bus Bonds	District	Vehicles	12/15/2017	9171	$106,250.00	$106,250.00	$106,250.00	Bank of New York Mellon
Buses-Funded w/ 2012 Bus Bonds								
71 passenger school buses (3)	District	Vehicles	11/15/2012	9163	$241,542.00	$241,542.00	$241,542.00	Center City International
Special Needs Bus	District	Vehicles	3/7/2013	9163	$96,580.00	$96,580.00	$96,580.00	Rush Truck Centers of Ohio, In
Bus Sale	District	Vehicles	3/31/2013	9163	($1,500.00)	($1,500.00)	($1,500.00)	Chagrin Falls Schools
7 School Buses	District	Vehicles	10/29/2013	9163	$594,381.00	$594,381.00	$594,381.00	Rush Truck Centers of Ohio, In
South Euclid-Lyndhurst Bus Sale	District	Vehicles	12/27/2013	9163	($4,000.00)	($4,000.00)	($4,000.00)	South Euclid-Lyndhurst Schools
2015 IC Bus	District	Vehicles	2/28/2014	9163	$72,997.00	$72,997.00	$72,997.00	Interstate Billing Service
Other Vehicles & Related Equip:								
Ford van T13	District	Vehicles	3/16/2005		$23,632.09	$23,632.09	$23,632.09	Liberty Ford
Eurovent truck and bus exhaust sys	Bus Garage	Vehicles	4/19/2005	9150	$20,950.00	$20,950.00	$20,950.00	Myers Tire Supply
landscaping machinery and equip	Maintenance	F&E	5/10/2005	9150	$10,869.00	$10,869.00	$10,869.00	Century Equipment
two mowers	Maintenance	F&E	5/26/2005	9150	$5,615.60	$5,615.60	$5,615.60	Marshall Equipment Company
dump Truck/Western Plow	Maintenance	Vehicles	6/9/2005	9150	$33,049.33	$33,049.33	$33,049.33	Liberty Ford
super Z mower	Maintenance	F&E	6/30/2005	9150	$7,918.40	$7,918.40	$7,918.40	Baker Vehicle Systems, Inc.
E-Z-Go Utility Vehicle (Athletics) T16	High School	Vehicles	6/30/2005	9150	$7,002.00	$7,002.00	$7,002.00	Baker Vehicle Systems, Inc.
pick-up truck for maintenance dept	District	Vehicles	7/27/2005	9150	$11,000.00	$11,000.00	$11,000.00	Liberty Ford
2002 Chevy Venture Van T4	District	Vehicles	8/31/2005	9150	$11,900.00	$11,900.00	$11,900.00	Bass Chevrolet
2003 Chevy Venture Van	District	Vehicles	8/31/2005	9150	$12,495.00	$12,495.00	$12,495.00	Bass Chevrolet
furnish & install plows on 3 trucks	Maintenance	F&E	12/9/2005	9150	$8,375.00	$8,375.00	$8,375.00	Eshelman Enterprises Inc.
2004 Ford Ranger T11	Maintenance	Vehicles	9/8/2006	9150	$16,834.50	$16,834.50	$16,834.50	Liberty Ford
2001 Ford F250 w/plow T9	Maintenance	Vehicles	9/8/2006	9150	$13,500.00	$13,500.00	$13,500.00	Liberty Ford
2006 Ford F250 used van	District	Vehicles	10/9/2006	9150	$18,000.00	$18,000.00	$18,000.00	Liberty Ford
2003 Ford Ranger T15	District	Vehicles	10/31/2006	9150	$10,369.50	$10,369.50	$10,369.50	Liberty Ford
Steiner 4x4 tractor	District	Vehicles	11/17/2006	9150	$6,000.00	$6,000.00	$6,000.00	Baker Vehicle Systems, Inc.
2006 Ford Focus	Admin	Vehicles	1/8/2007	9150	$13,900.00	$13,900.00	$13,900.00	Liberty Ford
2004 Ford Pick-up Truck	Admin	Vehicles	4/20/2007	9150	$19,325.50	$19,325.50	$19,325.50	Liberty Ford
2007 Ford F150	District	F&E	11/29/2007	9150	$55,200.00	$55,200.00	$55,200.00	Valley Ford Truck Sales
2004 Ford Windstar Van	Admin	Vehicles	11/30/2007	9150	$13,265.50	$13,265.50	$13,265.50	Liberty Ford
2006 Ford Focus T10	Admin	Vehicles	12/28/2007	9150	$13,015.50	$13,015.50	$13,015.50	Liberty Ford
Yale Fork Truck	District	Vehicles	1/23/2008	9150	$7,985.00	$7,985.00	$7,985.00	North Coast Lift Truck, Inc
Delivery	District	Vehicles	1/23/2008	9150	$210.00	$210.00	$210.00	North Coast Lift Truck, Inc
Fix Battery	District	Vehicles	1/23/2008	9150	$625.00	$625.00	$625.00	North Coast Lift Truck, Inc
Ford Focus	District	Vehicles	2/29/2008	9150	$12,475.00	$12,475.00	$12,475.00	Liberty Ford
dunp truck	District	Vehicles	2/22/2008	9150	$3,500.00	$3,500.00	$3,500.00	Valley Ford Truck Sales
Ford E150 T17	District	Vehicles	3/28/2008	9150	$16,475.00	$16,475.00	$16,475.00	Liberty Ford

OTHER

PROJECT	BUILDING	Land, Building Vehicles, F&E	CHECK DATE	SPECIAL COST CENTER	ESTIMATED COST	ACTUAL COST MTD	ACTUAL COST TO DATE	CONTRACTOR/ VENDOR
Ford E150	District	Vehicles	3/20/2008	9150	$16,475.50	$16,475.50	$16,475.50	Liberty Ford
Ford E150	District	Vehicles	4/11/2008	9150	$16,000.00	$16,000.00	$16,000.00	Liberty Ford
2005 Ford Focus T7	District	Vehicles	8/15/2008	9150	$9,614.95	$9,614.95	$9,614.95	Liberty Ford
2005 Ford F150	District	Vehicles	8/8/2008	9150	$14,425.50	$14,425.50	$14,425.50	Liberty Ford
2007 Ford Taurus	District	Vehicles	8/29/2008	9150	$10,975.50	$10,975.50	$10,975.50	Liberty Ford
Multipurpose Tractor	District	Vehicles	8/29/2008	9150	$16,272.50	$16,272.50	$16,272.50	Baker Vehicle Systems, Inc.
Multipurpose Tractor	District	Vehicles	9/11/2008	9150	$455.00	$455.00	$455.00	Baker Vehicle Systems, Inc.
2006 Ford F250 T2	District	Vehicles	10/23/2008	9150	$17,425.00	$17,425.00	$17,425.00	Liberty Ford
2004 Ford F-150 T5	District	Vehicles	11/26/2008	9150	$11,020.50	$11,020.50	$11,020.50	Liberty Ford
Terex Front Loader	District	Vehicles	1/23/2009	9150	$15,000.00	$15,000.00	$15,000.00	Falkenberg Excavating, Inc
2008 Ford F250	District	Vehicles	2/25/2009	9150	$16,895.50	$16,895.50	$16,895.50	Liberty Ford
2003 Chevy Venture Van	District	Vehicles	5/8/2009	9150	$9,875.47	$9,875.47	$9,875.47	Liberty Ford
2004 Ford Freestar T8	District	Vehicles	3/25/2010	9150	$7,543.50	$7,543.50	$7,543.50	Liberty Ford
2008 Mercury Mariner T1	District	Vehicles	4/9/2010	9150	$12,038.50	$12,038.50	$12,038.50	Liberty Ford
2008 Mercury Mariner Trade In T1	District	Vehicles	8/26/2010	9150	($15,000.00)	($15,000.00)	($15,000.00)	Liberty Ford
2007 Ford Focus T6	District	Vehicles	8/27/2010	9150	$9,298.87	$9,298.87	$9,298.87	Liberty Ford
2003 Ford Truck T14	District	Vehicles	8/27/2010	9150	$8,502.87	$8,502.87	$8,502.87	Liberty Ford
Lawn Mowers	District	Vehicles	8/13/2010	9150	$43,850.54	$43,850.54	$43,850.54	Baker Vehicle Systems, Inc.
2010 Ford E150 Van	District	Vehicles	10/8/2010	9150	$19,028.50	$19,028.50	$19,028.50	Liberty Ford
2007 Ford F150 T3	District	Vehicles	12/10/2010	9150	$13,273.50	$13,273.50	$13,273.50	Liberty Ford
2006 Ford F250 Trade In T2	District	Vehicles	7/29/2011	9150	($13,500.00)	($13,500.00)	($13,500.00)	Liberty Ford
2008 Ford F250	District	Vehicles	7/29/2011	9150	$25,023.50	$25,023.50	$25,023.50	Liberty Ford
2007 Ford F150 T3	District	Vehicles	9/8/2011	9150	($13,100.00)	($13,100.00)	($13,100.00)	Liberty Ford
2008 Ford F250	District	Vehicles	9/8/2011	9150	$26,683.50	$26,683.50	$26,683.50	Liberty Ford
2002 Chevy Venture Van T4	District	Vehicles	1/5/2012	9150	($1,000.00)	($1,000.00)	($1,000.00)	Liberty Ford
2004 Mercury Monterey T12	District	Vehicles	1/5/2012	9150	$11,551.50	$11,551.50	$11,551.50	Liberty Ford
2007 Ford E350 Van	District	Vehicles	6/14/2012	9150	$20,283.50	$20,283.50	$20,283.50	Liberty Ford
1995 Ford E350 Van	District	Vehicles	6/14/2012	9150	($7,500.00)	($7,500.00)	($7,500.00)	Liberty Ford
2004 Ford F150 T5	District	Vehicles	6/14/2012	9150	($1,000.00)	($1,000.00)	($1,000.00)	Liberty Ford
2011 Toyota	District	Vehicles	8/9/2012	9150	$23,771.50	$23,771.50	$23,771.50	Liberty Ford
2007 Ford Focus T6	District	Vehicles	8/9/2012	9150	($4,000.00)	($4,000.00)	($4,000.00)	Liberty Ford
2005 Ford Focus T7	District	Vehicles	8/9/2012	9150	($2,500.00)	($2,500.00)	($2,500.00)	Liberty Ford
2004 Ford Freestar T8	District	Vehicles	10/4/2012	9150	($2,500.00)	($2,500.00)	($2,500.00)	Liberty Ford
2001 Ford F250 T9	District	Vehicles	10/4/2012	9150	($4,500.00)	($4,500.00)	($4,500.00)	Liberty Ford
2008 Ford F250	District	Vehicles	10/4/2012	9150	$24,583.00	$24,583.00	$24,583.00	Liberty Ford
Various Trade-Ins	District	Vehicles	8/22/2013	9150	($18,500.00)	($18,500.00)	($18,500.00)	Liberty Ford
2006 Ford Focus T10	District	Vehicles	8/22/2013	9150	($4,000.00)	($4,000.00)	($4,000.00)	Liberty Ford
2004 Ford Ranger T11	Maintenance	Vehicles	8/22/2013	9150	($4,000.00)	($4,000.00)	($4,000.00)	Liberty Ford
2008 Ford F350	District	Vehicles	8/22/2013	9150	$32,273.50	$32,273.50	$32,273.50	Liberty Ford
2012 Dodge Grand Caravan	District	Vehicles	3/10/2014	9150	$17,283.50	$17,283.50	$17,283.50	Ganley Dodge, Inc.
2004 Mercury Monterey T12	District	Vehicles	3/10/2014	9150	($2,783.50)	($2,783.50)	($2,783.50)	Ganley Dodge, Inc.
2011 Ford F250	District	Vehicles	11/13/2014	9150	$30,220.50	$30,220.50	$30,220.50	Liberty Ford
2006 Ford Freestar T13	District	Vehicles	11/13/2014	9150	($1,000.00)	($1,000.00)	($1,000.00)	Liberty Ford
2003 Ford F250 T14	District	Vehicles	11/13/2014	9150	($9,000.00)	($9,000.00)	($9,000.00)	Liberty Ford
2010 Ford F250	District	Vehicles	1/29/2015	9150	$23,783.50	$23,783.50	$23,783.50	Liberty Ford

OTHER

PROJECT	BUILDING	Land, Building Vehicles, F&E	CHECK DATE	SPECIAL COST CENTER	ESTIMATED COST	ACTUAL COST MTD	ACTUAL COST TO DATE	CONTRACTOR/ VENDOR
1999 Chevy Truck Trade-In	District	Vehicles	1/29/2015	9150	($5,000.00)	($5,000.00)	($5,000.00)	Liberty Ford
2011 Ford Ranger	District	Vehicles	4/30/2015	9150	$21,183.50	$21,183.50	$21,183.50	Liberty Ford
EZ-Go Utility Vehicle	MS	Vehicles	11/19/2015	9150	$3,500.00	$3,500.00	$3,500.00	Baker Vehicle Systems, Inc.
2003 Ford Ranger T15	District	Vehicles	4/14/2016	9150	($1,583.50)	($1,583.50)	($1,583.50)	Liberty Ford
2012 Ford Escape	District	Vehicles	4/14/2016	9150	$14,583.50	$14,583.50	$14,583.50	Liberty Ford
EZ-Go Utility Vehicle-Trade In T16	High School	Vehicles	6/30/2016	9150	($804.00)	($804.00)	($804.00)	Baker Vehicle Systems, Inc.
Truckster Golf Cart	High School	Vehicles	6/30/2016	9150	$8,104.00	$8,104.00	$8,104.00	Baker Vehicle Systems, Inc.
EZ-Go Golf Cart	District	Vehicles	7/31/2016	9150	$7,424.00	$7,424.00	$7,424.00	Baker Vehicle Systems, Inc.
Ventrac 4227-Trade In	District	F&E	12/22/2016	9150	($2,500.00)	($2,500.00)	($2,500.00)	Baker Vehicle Systems, Inc.
Ventrac 4500 Tractor-Trade In	District	F&E	12/22/2016	9150	$32,834.94	$32,834.94	$32,834.94	Baker Vehicle Systems, Inc.
New Holland Tractor Cab	District	F&E	2/9/2017	9150	$7,405.00	$7,405.00	$7,405.00	Medina Tractor Sales
Year-end adjustment	District		6/30/2017	9314	$24,647.33	$24,647.33	$24,647.33	Move exp from SCC9314
2005 Ford E150 Van T17	District	Vehicles	9/22/2017	9150	($3,000.00)	($3,000.00)	($3,000.00)	Liberty Ford
2015 Ford Transit	District	Vehicles	9/22/2017	9150	$30,273.50	$30,273.50	$30,273.50	Liberty Ford
Planetarium Project:								
Planetarium Projection System	High School	F&E	5/2/2013	9150	$59,000.00	$59,000.00	$59,000.00	Spitz, Inc.
Planetarium Projection System	High School	F&E	6/27/2013	9150	$31,300.00	$31,300.00	$31,300.00	Spitz, Inc.
Planetarium Projection System	High School	F&E	4/30/2014	9150	($4,555.00)	($4,555.00)	($4,555.00)	Corr. Posting-To 004-9164
PTO Technology:								
Elmo Camera	Lomond	F&E	5/8/2009	9169	$636.00	$636.00	$636.00	Cousin's Video
Computer equipment	Boulevard	F&E	7/24/2009	9169	$10,861.00	$10,861.00	$10,861.00	Smart Ed Services
Computer equipment	Woodbury	F&E	6/30/2010	9169	$950.32	$950.32	$950.32	Easy Graphics and MCPc
Computer equipment	Boulevard	F&E	10/27/2010	9169	$6,534.60	$6,534.60	$6,534.60	Easy Graphics and MCPc
Computer equipment	Woodbury	F&E	8/30/2011	9169	$25,000.00	$25,000.00	$25,000.00	Smart Ed Services
Sound System	Mercer	F&E	1/31/2012	9169	$4,500.00	$4,500.00	$4,500.00	Soundcom Systems
Document Camera	Boulevard	F&E	4/30/2014	9169	$6,998.00	$6,998.00	$6,998.00	Corr. Posting-From FD 001 Tech
Chromebooks	Middle School	F&E	6/30/2016	9169	$14,520.00	$14,520.00	$14,520.00	CDI Computer Dealers Inc
HP LasetJet Printer	Middle School	F&E	1/10/2017	9169	$224.99	$224.99	$224.99	American Express-Amazon
Chromebooks	Middle School	F&E	1/26/2017	9169	$6,630.00	$6,630.00	$6,630.00	CDI Computer Dealers Inc
Computer Charging Station	Middle School	F&E	1/31/2017	9169	$889.65	$889.65	$889.65	School Outfitters
Smartboard	Middle School	F&E	3/16/2017	9169	$1,808.00	$1,808.00	$1,808.00	Tierney Brothers, Inc
Chromebooks	Middle School	F&E	4/7/2017	9169	($7,520.00)	($7,520.00)	($7,520.00)	CDI Computer Dealers Inc
Zing Laser Cutter	Middle School	F&E	6/29/2017	9169	$947.36	$947.36	$947.36	Buckeye Educational Systems
PTO Projects:								
Maps and Signage	District	F&E	12/7/2009	9170	$1,890.00	$1,890.00	$1,890.00	Carrollgraphics
Signage	District	F&E	12/9/2009	9170	$447.00	$447.00	$447.00	Carrollgraphics
Onaway Pavers	Onaway	Building	6/30/2010	9170	$1,500.00	$1,500.00	$1,500.00	
MS Microwave	Middle School	F&E	4/30/2012	9170	$91.74	$91.74	$91.74	Staples
HS Track and Turf Field:								
Stadium Improvements	High School	Building	7/26/2012	9191	$194,721.48	$194,721.48	$194,721.48	Great Lakes Crushing
Stadium Improvements	High School	Building	8/23/2012	9191	$344,126.00	$344,126.00	$344,126.00	Great Lakes Crushing
Stadium Improvements	High School	Building	9/27/2012	9191	$68,540.00	$68,540.00	$68,540.00	Great Lakes Crushing
"SHAKER" Sign	High School	F&E	10/26/2012	9191	$50,000.00	$50,000.00	$50,000.00	Daktronics
Stadium Improvements	High School	Building	5/10/2013	9191	$52,670.00	$52,670.00	$52,670.00	Great Lakes Crushing

OTHER

PROJECT	BUILDING	Land, Building Vehicles, F&E	CHECK DATE	SPECIAL COST CENTER	ESTIMATED COST	ACTUAL COST MTD	ACTUAL COST TO DATE	CONTRACTOR/ VENDOR
Stadium Improvements	High School	Building	5/10/2013	9191	$63,915.54	$63,915.54	$63,915.54	Great Lakes Crushing
Funds Distribution	High School	Building	5/16/2013	9191	$12,111.44	$12,111.44	$12,111.44	Shaker Schools
Stadium Improvements	High School	Building	5/21/2014	9191	$57,915.54	$57,915.54	$57,915.54	Great Lakes Crushing
Fence Repairs	High School	Building	8/22/2014	9191	$6,000.00	$6,000.00	$6,000.00	Sterling Professional Group
HB264 Projects:								
Steam Traps	District	F&E	8/16/2012	9302	$54,896.66	$54,896.66	$54,896.66	Herb's Pumps, Inc.
Lighting Upgrades	District	F&E	8/16/2012	9301	$265,671.71	$265,671.71	$265,671.71	United Resource Group
Lighting Upgrades	District	F&E	8/9/2012	9301	$30,458.70	$30,458.70	$30,458.70	Hidden Valley Electric Inc
Lighting Upgrades	District	F&E	8/9/2012	9301	$131,301.00	$131,301.00	$131,301.00	Harrington Electric
Lighting Upgrades	District	F&E	9/13/2012	9301	$53,642.00	$53,642.00	$53,642.00	Harrington Electric
Replace/Repair Steam Traps	District	F&E	9/13/2012	9302	$116,073.00	$116,073.00	$116,073.00	Air-Temp Mechanical, Inc
HB264 Project Management	District	F&E	9/13/2012	9305	$53,660.40	$53,660.40	$53,660.40	Architectural Vision Group Ltd
HB264 Project Management	District	F&E	10/9/2012	9305	$13,415.10	$13,415.10	$13,415.10	Architectural Vision Group Ltd
Lighting Upgrades	District	F&E	10/4/2012	9301	$13,167.30	$13,167.30	$13,167.30	Hidden Valley Electric Inc
Lighting Upgrades	District	F&E	10/9/2012	9301	$222,753.40	$222,753.40	$222,753.40	United Resource Group
Building Controls	District	F&E	10/9/2012	9303	$151,632.00	$151,632.00	$151,632.00	Lake Erie Electric
Building Controls	District	F&E	10/9/2012	9303	$119,898.00	$119,898.00	$119,898.00	Tri-County Electric Services
Building Controls	District	F&E	10/4/2012	9303	$75,266.40	$75,266.40	$75,266.40	Palmer Conservation Consulting
Lighting Upgrades	District	F&E	11/8/2012	9301	$6,299.00	$6,299.00	$6,299.00	Harrington Electric
Lighting Upgrades	District	F&E	11/29/2012	9301	$54,269.44	$54,269.44	$54,269.44	United Resource Group
Building Controls	District	F&E	11/20/2012	9303	$75,400.00	$75,400.00	$75,400.00	Palmer Conservation Consulting
Chiller Installation	District	F&E	11/8/2012	9304	$27,746.00	$27,746.00	$27,746.00	Air-Temp Mechanical, Inc
Project Management	District	F&E	11/15/2012	9305	$20,122.65	$20,122.65	$20,122.65	Architectural Vision Group Ltd
Project Management	District	F&E	12/20/2012	9305	$10,061.33	$10,061.33	$10,061.33	Architectural Vision Group Ltd
Building Controls	District	F&E	12/14/2012	9303	$35,568.00	$35,568.00	$35,568.00	Lake Erie Electric
Steam Traps	District	F&E	12/20/2012	9302	$6,096.30	$6,096.30	$6,096.30	Herb's Pumps, Inc.
Steam Traps	District	F&E	12/14/2012	9302	$12,897.00	$12,897.00	$12,897.00	Air-Temp Mechanical, Inc
Chiller Installation	District	F&E	12/14/2012	9304	$213,891.00	$213,891.00	$213,891.00	Air-Temp Mechanical, Inc
Chiller Installation	District	F&E	1/17/2013	9304	$74,883.00	$74,883.00	$74,883.00	Air-Temp Mechanical, Inc
HB264 Project Management	District	F&E	1/17/2013	9305	$6,036.80	$6,036.80	$6,036.80	Architectural Vision Group Ltd
Lighting Upgrades	District	F&E	2/7/2013	9301	$4,814.00	$4,814.00	$4,814.00	Hidden Valley Electric Inc
Building Controls	District	F&E	2/21/2013	9303	$71,922.60	$71,922.60	$71,922.60	Tri-County Electric Services
Chiller Installation	District	F&E	2/7/2013	9304	$50,451.00	$50,451.00	$50,451.00	Air-Temp Mechanical, Inc
Project Management	District	F&E	2/14/2013	9305	$10,732.08	$10,732.08	$10,732.08	Architectural Vision Group Ltd
Lighting Upgrades	District	F&E	3/28/2013	9301	$21,249.00	$21,249.00	$21,249.00	Harrington Electric
Building Controls	District	F&E	3/28/2013	9303	$21,313.40	$21,313.40	$21,313.40	Tri-County Electric Services
Project Management	District	F&E	3/14/2013	9305	$16,098.12	$16,098.12	$16,098.12	Architectural Vision Group Ltd
Project Management	District	F&E	4/11/2013	9305	$4,024.52	$4,024.52	$4,024.52	Architectural Vision Group Ltd
Building Controls	District	F&E	4/25/2013	9303	$24,505.00	$24,505.00	$24,505.00	Palmer Conservation Consulting
Chiller Installation	District	F&E	5/23/2013	9304	$8,775.00	$8,775.00	$8,775.00	Air-Temp Mechanical, Inc
Building Controls	District	F&E	6/30/2013	9303	$12,994.60	$12,994.60	$12,994.60	Palmer Conservation Consulting
Chiller Installation	District	F&E	7/25/2013	9304	$41,750.00	$41,750.00	$41,750.00	Air-Temp Mechanical, Inc
Transfer unused HB264 $'s to Fd 002	District	F&E	6/25/2014	9300	$158,760.49	$158,760.49	$158,760.49	SHCSD
Transfer unused HB264 $'s to Fd 002	District	F&E	6/25/2014	9304	$77,504.00	$77,504.00	$77,504.00	SHCSD
Personalized Learning Center:								

OTHER

PROJECT	BUILDING	Land, Building Vehicles, F&E	CHECK DATE	SPECIAL COST CENTER	ESTIMATED COST	ACTUAL COST MTD	ACTUAL COST TO DATE	CONTRACTOR/ VENDOR
Professional Services-Code Study	PLC	Building	7/31/2014	9316	$5,200.00	$5,200.00	$5,200.00	Neville Architects
Window Blinds	PLC	F&E	8/28/2014	9316	$2,347.92	$2,347.92	$2,347.92	Rochelle Platt Window Treatments
Network Design/Implementation	PLC	F&E	8/28/2014	9316	$3,332.00	$3,332.00	$3,332.00	I/S Integration Specialists
Electrical Outlets	PLC	F&E	8/28/2014	9316	$2,700.00	$2,700.00	$2,700.00	Hidden Valley Electric Inc
Painting	PLC	F&E	8/22/2014	9316	$7,500.00	$7,500.00	$7,500.00	Quality Care Painting
Monthly Internet Access	PLC	F&E	8/18/2014	9316	$565.00	$565.00	$565.00	Time Warner
Take down and disposal of partitions	PLC	F&E	8/22/2014	9316	$880.00	$880.00	$880.00	J.C. Sharp Corp.
Monthly Internet Access	PLC	F&E	9/12/2014	9316	$476.83	$476.83	$476.83	Time Warner
Electrical Outlets	PLC	F&E	9/16/2014	9316	$1,600.00	$1,600.00	$1,600.00	Hidden Valley Electric Inc
Ceiling and ceiling tiles	PLC	F&E	9/16/2014	9316	$1,268.00	$1,268.00	$1,268.00	D&J Structural Contracting
Monthly Internet Access	PLC	F&E	10/22/2014	9316	$450.00	$450.00	$450.00	Time Warner
Fire Alarm System	PLC	F&E	10/16/2014	9316	$2,920.00	$2,920.00	$2,920.00	Continental Fire & Security
Emergency Lighting	PLC	F&E	10/23/2014	9316	$2,125.00	$2,125.00	$2,125.00	Hidden Valley Electric Inc
Carpet Tiles	PLC	F&E	11/13/2014	9316	$9,280.50	$9,280.50	$9,280.50	The Floor Show, Calvetta Bros.
Doors	PLC	F&E	11/13/2014	9316	$18,292.00	$18,292.00	$18,292.00	Midland Hardware
Monthly Internet Access	PLC	F&E	11/20/2014	9316	$450.00	$450.00	$450.00	Time Warner
Monthly Internet Access	PLC	F&E	12/12/2014	9316	$450.00	$450.00	$450.00	Time Warner
Monthly Internet Access	PLC	F&E	1/20/2015	9316	$450.00	$450.00	$450.00	Time Warner
Monthly Internet Access	PLC	F&E	2/17/2015	9316	$450.00	$450.00	$450.00	Time Warner
Surveillance Equipment	PLC	F&E	3/16/2015	9316	$7,200.00	$7,200.00	$7,200.00	21st Century Alarm/Data
Emergency Lighting Installation	PLC	F&E	3/16/2015	9316	$2,450.00	$2,450.00	$2,450.00	Hidden Valley Electric Inc
Fire Prevention System	PLC	F&E	4/9/2015	9316	$10,000.00	$10,000.00	$10,000.00	Breck's Plumbing Services
Fire Exit Devices	PLC	F&E	4/30/2015	9316	$2,754.89	$2,754.89	$2,754.89	Midland Hardware
Fire Prevention System	PLC	F&E	5/15/2015	9316	$7,540.00	$7,540.00	$7,540.00	Breck's Plumbing Services
Duct Work Installation	PLC	F&E	5/21/2015	9316	$5,150.00	$5,150.00	$5,150.00	Air-Temp Mechanical, Inc
Cable infrastructure and equipment	PLC	F&E	5/31/2015	9316	$10,539.09	$10,539.09	$10,539.09	Cable Communications
Desktop Computers	PLC	F&E	5/31/2015	9316	$3,858.35	$3,858.35	$3,858.35	Chicago Micro
Architectural Services	PLC	F&E	5/31/2015	9316	$15,556.75	$15,556.75	$15,556.75	Neville Architects
Architectural Services	PLC	F&E	5/31/2015	9316	$20,439.60	$20,439.60	$20,439.60	Neville Architects
Overage on furniture	PLC	F&E	5/31/2015	9316	$2,343.91	$2,343.91	$2,343.91	Various
Drywall, ceiling, bathroom and tile repairs	PLC	F&E	9/30/2015	9316	$17,667.00	$17,667.00	$17,667.00	D&J Structural Contracting
Architectural Services	PLC	F&E	9/30/2015	9316	$1,647.50	$1,647.50	$1,647.50	Neville Architects
Auditorium Equipment	PLC	F&E	10/29/2015	9316	$7,494.93	$7,494.93	$7,494.93	Tierney Brothers, Inc
Fire Alarm System	PLC	F&E	10/30/2015	9316	$2,414.00	$2,414.00	$2,414.00	Continental Fire & Security
Office Max & OMSP Receipt								
Woodbury Clock Tower								
Cupola Repair	WO	Building	9/30/2015	9314	$42,896.42	$42,896.42	$42,896.42	Precision Environmental
Project Admin/Safety Assessment	WO	Building	9/30/2015	9314	$4,009.10	$4,009.10	$4,009.10	Van Auken Akins Architects
Clock Tower Repair	WO	Building	1/21/2016	9314	$6,319.51	$6,319.51	$6,319.51	Van Auken Akins Architects
Clock Tower Repair	WO	Building	2/18/2016	9314	$14,407.34	$14,407.34	$14,407.34	Van Auken Akins Architects
Clock Tower Repair	WO	Building	3/17/2016	9314	$2,737.35	$2,737.35	$2,737.35	Van Auken Akins Architects
Clock Tower Repair	WO	Building	4/14/2016	9314	$1,162.70	$1,162.70	$1,162.70	Van Auken Akins Architects
Clock Tower Repair	WO	Building	5/19/2016	9314	$5,320.00	$5,320.00	$5,320.00	Van Auken Akins Architects
Clock Tower Repair	WO	Building	5/31/2016	9314	$43,749.73	$43,749.73	$43,749.73	Envirocom Construction, Inc.
Clock Tower Repair	WO	Building	6/20/2016	9314	$209.42	$209.42	$209.42	Van Auken Akins Architects

OTHER

PROJECT	BUILDING	Land, Building Vehicles, F&E	CHECK DATE	SPECIAL COST CENTER	ESTIMATED COST	ACTUAL COST MTD	ACTUAL COST TO DATE	CONTRACTOR/ VENDOR
Clock Tower Repair	WO	Building	7/31/2016	9314	$1,315.36	$1,315.36	$1,315.36	Professional Service Industries, Inc
Clock Tower Repair	WO	Building	7/21/2016	9314	$155,620.67	$155,620.67	$155,620.67	Envirocom Construction, Inc.
Clock Tower Repair	WO	Building	8/24/2016	9314	$128,403.75	$128,403.75	$128,403.75	Envirocom Construction, Inc.
Woodbury Pavers	WO	Land	8/25/2016	9314	$9,250.00	$9,250.00	$9,250.00	Romanin Concrete, Inc.
Brick display for Woodbury bell	WO	F&E	9/15/2016	9314	$3,432.56	$3,432.56	$3,432.56	Licursi Garden Center, Inc.
Bronze Plaque	WO	F&E	9/30/2016	9314	$1,128.75	$1,128.75	$1,128.75	Gino's Awards
Foam Boards	WO	F&E	9/30/2016	9314	$11.62	$11.62	$11.62	ARC Document Solutions
Rigging Service-Relocate bell	WO	F&E	9/29/2016	9314	$3,500.00	$3,500.00	$3,500.00	Shippers Highway Express, Inc.
Structural Steel Inspection	WO	F&E	9/22/2016	9314	$723.00	$723.00	$723.00	Professional Service Industries, Inc
New Brick Pedestal	WO	F&E	9/15/2016	9314	$4,925.00	$4,925.00	$4,925.00	R. Chapman Masonry & Const.
Clock Tower Repair	WO	F&E	10/28/2016	9314	$78,415.63	$78,415.63	$78,415.63	Envirocom Construction, Inc.
Clock Tower Gutter Replacement	WO	F&E	11/30/2016	9314	$4,613.83	$4,613.83	$4,613.83	Envirocom Construction, Inc.
Clock Tower Repair	WO	F&E	11/10/2016	9314	$3,715.00	$3,715.00	$3,715.00	Van Auken Akins Architects
Clock Tower Repair	WO	F&E	12/10/2016	9314	$1,445.20	$1,445.20	$1,445.20	Professional Service Industries, Inc
Clock Tower Repair	WO	F&E	12/22/2016	9314	$9,495.70	$9,495.70	$9,495.70	Van Auken Akins Architects
Clock Tower Repair	WO	F&E	1/18/2017	9314	$15,560.00	$15,560.00	$15,560.00	Envirocom Construction, Inc.
Parking Lot & Tennis Courts								
Tennis Court Improvements	District	Land	9/30/2015	9314	$10,501.10	$10,501.10	$10,501.10	Van Auken Akins Architects
Adminstration Parking Lot	District	Land	9/30/2015	9314	$9,900.00	$9,900.00	$9,900.00	Van Auken Akins Architects
Parking Lot & Tennis Court Repair	District	Land	12/17/2015	9314	$1,356.31	$1,356.31	$1,356.31	Van Auken Akins Architects
Parking Lot & Tennis Court Repair	District	Land	1/14/2016	9314	$3,800.00	$3,800.00	$3,800.00	Van Auken Akins Architects
Parking Lot & Tennis Court Repair	District	Land	1/31/2016	9314	$2,550.00	$2,550.00	$2,550.00	Van Auken Akins Architects
Parking Lot & Tennis Court Repair	District	Land	1/31/2016	9314	$3,476.85	$3,476.85	$3,476.85	Van Auken Akins Architects
Parking Lot & Tennis Court Repair	District	Land	2/29/2016	9314	$850.00	$850.00	$850.00	Van Auken Akins Architects
Parking Lot & Tennis Court Repair	District	Land	3/17/2016	9315	$2,550.88	$2,550.88	$2,550.88	Van Auken Akins Architects
Parking Lot & Tennis Court Repair	District	Land	4/14/2016	9315	$761.25	$761.25	$761.25	Van Auken Akins Architects
Parking Lot & Tennis Court Repair	District	Land	5/26/2016	9314	$24,750.00	$24,750.00	$24,750.00	Perrin Asphalt Company, Inc.
Parking Lot & Tennis Court Repair	District	Land	6/20/2016	9314	$851.91	$851.91	$851.91	Van Auken Akins Architects
Parking Lot & Tennis Court Repair	District	Land	6/30/2016	9314	$759.35	$759.35	$759.35	Van Auken Akins Architects
Parking Lot & Tennis Court Repair	District	Land	7/10/2016	9314	$479.50	$479.50	$479.50	Professional Service Industries, Inc
Parking Lot & Tennis Court Repair	District	Land	7/31/2016	9314	$127,905.71	$127,905.71	$127,905.71	Perrin Asphalt Company, Inc.
Parking Lot Landscaping	District	Land	7/31/2016	9314	$7,554.00	$7,554.00	$7,554.00	Bordonaros Landscaping Co.
Tennis Courts Drinking Fountain	HS	Land	7/26/2016	9314	$3,383.34	$3,383.34	$3,383.34	The Cleveland Plumbing Supply Co
Parking Lot & Tennis Court Repair	District	Land	8/11/2016	9314	$340,650.00	$340,650.00	$340,650.00	Perrin Asphalt Company, Inc.
Parking Lot & Tennis Court Repair	District	Land	10/20/2016	9314	$102,654.00	$102,654.00	$102,654.00	Perrin Asphalt Company, Inc.
Void prior FY Check #136725	District	Land	11/10/2016	9314	($850.00)	($850.00)	($850.00)	Van Auken Akins Architects
Parking Lot & Tennis Court Repair	District	Land	11/10/2016	9314	$1,240.12	$1,240.12	$1,240.12	Van Auken Akins Architects
Parking Lot & Tennis Court Repair	District	Land	11/17/2016	9314	$4,528.22	$4,528.22	$4,528.22	Van Auken Akins Architects
Parking Lot & Tennis Court Repair	District	Land	12/10/2016	9314	$8,496.50	$8,496.50	$8,496.50	Professional Service Industries, Inc
Parking Lot & Tennis Court Repair	District	Land	1/12/2017	9314	$1,326.00	$1,326.00	$1,326.00	Van Auken Akins Architects
Tennis Court Improvements	District	F&E	1/19/2017	9314	$2,122.42	$2,122.42	$2,122.42	Oncourt Offcourt, LTD
Parking Lot & Tennis Court Repair	District	F&E	3/16/2017	9314	$324.99	$324.99	$324.99	Van Auken Akins Architects
Parking Lot & Tennis Court Repair	District	F&E	9/19/2017	9314	$64,897.75	$64,897.75	$64,897.75	Perrin Asphalt Company, Inc.
Assessment & Master Planning								
Assessment & Master Planning	District	Building	1/14/2016	9314	$28,125.20	$28,125.20	$28,125.20	Van Auken Akins Architects

OTHER

PROJECT	BUILDING	Land, Building Vehicles, F&E	CHECK DATE	SPECIAL COST CENTER	ESTIMATED COST	ACTUAL COST MTD	ACTUAL COST TO DATE	CONTRACTOR/ VENDOR
Assessment & Master Planning	District	Building	1/28/2016	9314	$78,264.17	$78,264.17	$78,264.17	Van Auken Akins Architects
Assessment & Master Planning	District	Building	2/18/2016	9314	$4,282.09	$4,282.09	$4,282.09	Van Auken Akins Architects
Assessment & Master Planning	District	Building	3/17/2016	9314	$18,376.19	$18,376.19	$18,376.19	Van Auken Akins Architects
Assessment & Master Planning	District	Building	4/14/2016	9314	$11,298.00	$11,298.00	$11,298.00	Van Auken Akins Architects
Assessment & Master Planning	District	Building	5/19/2016	9314	$8,282.50	$8,282.50	$8,282.50	Van Auken Akins Architects
Assessment & Master Planning	District	Building	6/20/2016	9314	$1,506.32	$1,506.32	$1,506.32	Van Auken Akins Architects
Assessment & Master Planning	District	Building	6/30/2016	9314	$1,591.00	$1,591.00	$1,591.00	Van Auken Akins Architects
Middle School Site Analysis								
Middle School Boundary Survey	District	Building	8/25/2016	9314	$9,500.00	$9,500.00	$9,500.00	Dempsey Surveying Co.
Middle School Site Analysis	District	Building	9/15/2016	9314	$10,125.00	$10,125.00	$10,125.00	Van Auken Akins Architects
Middle School Site Analysis	District	Building	9/22/2016	9314	$3,402.50	$3,402.50	$3,402.50	Van Auken Akins Architects
Onaway Parking Lot								
Onaway Parking Lot	ON	Land	9/30/2015	9314	$9,900.00	$9,900.00	$9,900.00	Van Auken Akins Architects
Onaway Parking Lot	ON	Land	12/17/2015	9314	$412.50	$412.50	$412.50	Van Auken Akins Architects
Onaway Parking Lot	ON	Land	1/14/2016	9314	$3,800.00	$3,800.00	$3,800.00	Van Auken Akins Architects
Onaway Parking Lot	ON	Land	1/31/2016	9314	$1,237.50	$1,237.50	$1,237.50	Van Auken Akins Architects
Onaway Parking Lot	ON	Land	1/31/2016	9314	$1,650.00	$1,650.00	$1,650.00	Van Auken Akins Architects
Onaway Parking Lot	ON	Land	2/29/2016	9314	$412.50	$412.50	$412.50	Van Auken Akins Architects
Onaway Parking Lot	ON	Land	3/17/2016	9314	$1,237.50	$1,237.50	$1,237.50	Van Auken Akins Architects
Onaway Parking Lot	ON	Land	4/14/2016	9314	$330.00	$330.00	$330.00	Van Auken Akins Architects
Onaway Parking Lot	ON	Land	6/20/2016	9314	$330.00	$330.00	$330.00	Van Auken Akins Architects
Onaway Parking Lot	ON	Land	6/30/2016	9314	$330.00	$330.00	$330.00	Van Auken Akins Architects
Void prior FY Check #136725	ON	Land	11/10/2016	9314	($412.50)	($412.50)	($412.50)	Van Auken Akins Architects
Onaway Parking Lot	ON	Land	11/10/2016	9314	$412.50	$412.50	$412.50	Van Auken Akins Architects
Onaway Parking Lot	ON	Land	11/17/2016	9314	($660.00)	($660.00)	($660.00)	Van Auken Akins Architects
High School South Parking Lot								
High School South Parking Lot	HS	Land	1/31/2016	9314	$1,331.25	$1,331.25	$1,331.25	Van Auken Akins Architects
High School South Parking Lot	HS	Land	1/31/2016	9314	$1,775.00	$1,775.00	$1,775.00	Van Auken Akins Architects
High School South Parking Lot	HS	Land	2/29/2016	9314	$443.75	$443.75	$443.75	Van Auken Akins Architects
High School South Parking Lot	HS	Land	3/17/2016	9314	$1,331.25	$1,331.25	$1,331.25	Van Auken Akins Architects
High School South Parking Lot	HS	Land	4/14/2016	9314	$355.00	$355.00	$355.00	Van Auken Akins Architects
High School South Parking Lot	HS	Land	6/20/2016	9314	$355.00	$355.00	$355.00	Van Auken Akins Architects
High School South Parking Lot	HS	Land	6/30/2016	9314	$355.00	$355.00	$355.00	Van Auken Akins Architects
High School South Parking Lot	HS	Land	9/30/2015	9314	$10,650.00	$10,650.00	$10,650.00	Van Auken Akins Architects
Void prior FY Check #136725	HS	Land	11/10/2016	9314	($443.75)	($443.75)	($443.75)	Van Auken Akins Architects
High School South Parking Lot	HS	Land	11/10/2016	9314	$443.75	$443.75	$443.75	Van Auken Akins Architects
High School South Parking Lot	HS	Land	11/17/2016	9314	($710.00)	($710.00)	($710.00)	Van Auken Akins Architects
Middle School Design Labs	MS	F&E	9/30/2015	9314	$7,500.00	$7,500.00	$7,500.00	Van Auken Akins Architects
Year-end adjustment	District		6/30/2017	9314	($24,647.33)	($24,647.33)	($24,647.33)	Move exp to SCC9150
Total Non-Bond - Other							**$15,280,557.35**	

T# - Vehicle Trade In Reference

NON-BOND SOURCES
SSF PROJECTS

PROJECT	BUILDING	Land, Building Vehicles, F&E	CHECK DATE	SPECIAL COST CENTER	ESTIMATED COST	ACTUAL COST MTD	ACTUAL COST TO DATE	CONTRACTOR/ VENDOR
Peter's Garden								
excavation, furnishings, irrigation & landscaping	Onaway	Land Impr	11/14/2005	9164	$106,007.28	$106,007.28	$106,007.28	Vizmeg Landscape Inc.
correction to SSF share for P's Garden	Onaway	Land Impr	6/30/2006	9164	($702.00)	($702.00)	($702.00)	transfer to nonbond fund SCC 9150
site improvement landscaping	Onaway	Land Impr	1/13/2006	9164	$2,685.12	$2,685.12	$2,685.12	Vizmeg Landscape Inc.
site improvement landscaping	Onaway	Land Impr	1/27/2006	9164	$5,485.60	$5,485.60	$5,485.60	Vizmeg Landscape Inc.
School Technology Projects								
reimbursement for 2 projectors	District	9165	6/30/2006	9165	$1,688.00	$1,688.00	$1,688.00	reimb to District (SMART Ed Serv)
reimb for installation of 2 Smart bds	High School	F&E	6/30/2006	9165	$3,007.00	$3,007.00	$3,007.00	reimb to District (SMART Ed Serv)
R&W contribtn for 12 flat monitors	Fernway	F&E	6/30/2006	9165	$1,200.00	$1,200.00	$1,200.00	reimb to District (Dell Comp)
R&W contribtn for TV installations	Mercer	F&E	8/26/2006	9165	$2,800.00	$2,800.00	$2,800.00	reimb to District (labor costs)
partial reimbursemnt for 4 projectors*	District	F&E	6/30/2006	9165	$1,936.00	$1,936.00	$1,936.00	reimbursement to District
R&W contribtn toward 4 projectors*	District	F&E	6/30/2006	9165	$1,259.05	$1,259.05	$1,259.05	reimbursement to District
R&W contribtn for 22 computers*	Middle School	F&E	6/30/2006	9165	$19,584.00	$19,584.00	$19,584.00	reimbursement to District
R&W contribtn for 10 computers*	Lomond	F&E	7/18/2006	9165	$9,546.00	$9,546.00	$9,546.00	reimb to District (Dell Comp)
R&W contribtn for sound system	Boulevard	F&E	5/19/2007	9165	$389.00	$389.00	$389.00	reimbursement to District
R&W contribtn - projector & lamp	Boulevard	F&E	5/19/2007	9165	$789.00	$789.00	$789.00	reimbursement to District
R&W contribtn for sound system	Fernway	F&E	5/19/2007	9165	$389.00	$389.00	$389.00	reimbursement to District
R&W contribtn-2 projectors & lamps	Fernway	F&E	5/19/2007	9165	$2,075.09	$2,075.09	$2,075.09	reimbursement to District
R&W contribtn-auditorium computer	Woodbury	F&E	5/19/2007	9165	$726.00	$726.00	$726.00	reimbursement to District
Computer paid by SSF	Lomond	F&E	3/15/2008	9165	$1,025.00	$1,025.00	$1,025.00	Shaker Schools Foundation
Computer paid by SSF	Lomond	F&E	3/15/2008	9165	$2,694.00	$2,694.00	$2,694.00	Shaker Schools Foundation
construction documents-auditorium	Woodbury	Building	7/31/2006	9162	$927.05	$927.05	$927.05	City Architecture
construction documents-auditorium	Woodbury	Building	12/20/2006	9162	$1,414.73	$1,414.73	$1,414.73	City Architecture
Computer and Sound Equipment	District	F&E	10/31/2008	9167	$26,278.98	$26,278.98	$26,278.98	Simon Technology Solutions
Sound System for Choir Room	High School	F&E	11/26/2008	9167	$2,340.00	$2,340.00	$2,340.00	Sound Solutions
Installation labor	Onaway	F&E	1/9/2009	9167	$1,057.50	$1,057.50	$1,057.50	Simon Technology Solutions
Installation labor	Boulevard	F&E	1/9/2009	9167	$1,527.50	$1,527.50	$1,527.50	Simon Technology Solutions
Computer and Sound Equipment	District	F&E	3/6/2009	9167	$46,360.61	$46,360.61	$46,360.61	Smart Ed. Services
Adjust coding - SmartBoard/Projector	District	F&E	4/29/2009	9167	$4,658.00	$4,658.00	$4,658.00	Transfer from Technology
Adjust coding - Camera	District	F&E	4/29/2009	9167	$636.00	$636.00	$636.00	Transfer from Technology
Distance learning equipment	District	F&E	7/24/2009	9167	$3,003.48	$3,003.48	$3,003.48	Wide Area Media
Smartboards-ME, WO	District	F&E	5/28/2010	9167	$6,265.00	$6,265.00	$6,265.00	Smart Ed. Services

SSF PROJECTS

PROJECT	BUILDING	Land, Building Vehicles, F&E	CHECK DATE	SPECIAL COST CENTER	ESTIMATED COST	ACTUAL COST MTD	ACTUAL COST TO DATE	CONTRACTOR/ VENDOR
Lecture Podium and Flag Poles	District	F&E	6/30/2010	9165	$1,055.00	$1,055.00	$1,055.00	Shaker Schools Foundation
Smartboards-BO	Boulevard	F&E	8/5/2010	9167	$7,589.00	$7,589.00	$7,589.00	Smart Ed. Services
Havorka-Laptop	District	F&E	9/30/2010	9165	$1,200.00	$1,200.00	$1,200.00	Shaker Schools Foundation
Netbooks-MS	Middle School	F&E	9/30/2010	9167	$1,055.70	$1,055.70	$1,055.70	Shaker Schools Foundation
Smartboards	District	F&E	9/30/2010	9167	$18,180.00	$18,180.00	$18,180.00	Shaker Schools Foundation
Smartboards-ON	Onaway	F&E	9/30/2010	9167	$3,134.00	$3,134.00	$3,134.00	Shaker Schools Foundation
Adjust Coding-Sound System	Onaway	F&E	6/6/2011	9167	$1,588.00	$1,588.00	$1,588.00	Transfer from Technology
Adjust Coding-Poster Printer	Boulevard	F&E	6/6/2011	9167	$1,682.50	$1,682.50	$1,682.50	Transfer from Technology
Adjust Coding-Small Aud Projector	High School	F&E	6/20/2011	9167	$6,934.00	$6,934.00	$6,934.00	Transfer from Technology
Adjust Coding-Phys Ed Projector	Middle School	F&E	6/20/2011	9167	$640.00	$640.00	$640.00	Transfer from Technology
Smartboard and Installation	Woodbury	F&E	8/30/2011	9167	$9,500.00	$9,500.00	$9,500.00	Smart Ed. Services
Adjust Coding-Smartboard	High School	F&E	8/31/2011	9167	$1,649.00	$1,649.00	$1,649.00	Transfer from Technology
Adjust Coding-Dell Netbook	High School	F&E	8/31/2011	9167	$5,195.25	$5,195.25	$5,195.25	Transfer from Technology
Adjust Coding-Smartboards	District	F&E	10/31/2011	9167	$24,308.00	$24,308.00	$24,308.00	Transfer from Technology
Adjust Coding-Dell Computers	District	F&E	10/31/2011	9167	$9,350.00	$9,350.00	$9,350.00	Transfer from Technology
Laptop Cart	Middle School	F&E	10/27/2011	9167	$1,201.20	$1,201.20	$1,201.20	Spectrum Industries
Smartboard and Installation	Middle School	F&E	11/11/2011	9167	$1,802.00	$1,802.00	$1,802.00	Smart Ed. Services
Dell Laptop	Middle School	F&E	11/17/2011	9167	$3,450.00	$3,450.00	$3,450.00	Dell Computer
Smartboards and Installation	Fernway	F&E	4/30/2012	9167	$8,625.00	$8,625.00	$8,625.00	Dell Computer
Portable Document Camera	District	F&E	5/4/2012	9167	$579.00	$579.00	$579.00	Easy Graphics Corp.
iPads and AppleCare	District	F&E	6/8/2012	9167	$1,143.99	$1,143.99	$1,143.99	Apple Inc.
iPad and AppleCare	Middle School	F&E	7/11/2012	9167	$598.00	$598.00	$598.00	Apple Inc.
AverVision Document Camera	Onaway	F&E	9/13/2012	9167	$1,757.00	$1,757.00	$1,757.00	Easy Graphics Corp.
Smartboard and Installation	Middle School	F&E	9/20/2012	9167	$3,586.00	$3,586.00	$3,586.00	Smart Ed. Services
Document Camera	Mercer	F&E	10/25/2012	9167	$1,096.00	$1,096.00	$1,096.00	Easy Graphics Corp.
Smartboards and Installation	District	F&E	11/15/2012	9167	$16,476.00	$16,476.00	$16,476.00	Smart Ed. Services
Turning Point NXT 26	Woodbury	F&E	11/29/2012	9167	$8,586.95	$8,586.95	$8,586.95	Easy Graphics Corp.
Document Camera	Mercer	F&E	12/27/2012	9167	$1,645.00	$1,645.00	$1,645.00	Easy Graphics Corp.
OptiPlex 790 Desktop PC	Boulevard	F&E	1/18/2013	9167	$11,763.75	$11,763.75	$11,763.75	Dell Computer
Document Camera	Mercer	F&E	2/21/2013	9167	$1,645.00	$1,645.00	$1,645.00	Easy Graphics Corp.
Document Camera	Mercer	F&E	3/28/2013	9167	$552.00	$552.00	$552.00	Easy Graphics Corp.
Document Camera	High School	F&E	4/30/2013	9167	$1,257.52	$1,257.52	$1,257.52	CDW*Government
Photoshop License	District	F&E	4/11/2013	9167	$320.02	$320.02	$320.02	CDW*Government
Electronic Equipment	District	F&E	5/31/2013	9167	$7,372.00	$7,372.00	$7,372.00	Schoolhouse Electronics, LLC

SSF PROJECTS

PROJECT	BUILDING	Land, Building Vehicles, F&E	CHECK DATE	SPECIAL COST CENTER	ESTIMATED COST	ACTUAL COST MTD	ACTUAL COST TO DATE	CONTRACTOR/ VENDOR
Document Camera	Mercer	F&E	7/31/2013	9167	$1,674.00	$1,674.00	$1,674.00	Easy Graphics Corp.
License & Development Plan	Woodbury	F&E	8/22/2013	9167	$2,715.00	$2,715.00	$2,715.00	Easy Graphics Corp.
Turning Point Set & Doc Camera	District	F&E	9/19/2013	9167	$7,359.20	$7,359.20	$7,359.20	Easy Graphics Corp.
Smartboards	Middle School	F&E	9/19/2013	9167	$7,945.00	$7,945.00	$7,945.00	Tierney Brothers, Inc
Document Camera	Onaway	F&E	9/26/2013	9167	$1,178.00	$1,178.00	$1,178.00	Easy Graphics Corp.
Adjust Coding-Artboards	District	F&E	9/22/2013	9167	$3,618.77	$3,618.77	$3,618.77	Transfer from Technology
Smartboard Installation	Middle School	F&E	10/9/2013	9167	$1,610.00	$1,610.00	$1,610.00	Tierney Brothers, Inc
Document Camera	Onaway	F&E	11/8/2013	9167	$579.00	$579.00	$579.00	Easy Graphics Corp.
Document Camera	Onaway	F&E	11/14/2013	9167	$594.00	$594.00	$594.00	Easy Graphics Corp.
3D Printer	High School	F&E	11/14/2013	9167	$2,627.19	$2,627.19	$2,627.19	Makerbot Industries
Hardware Support	Woodbury	F&E	12/19/2013	9167	$1,275.00	$1,275.00	$1,275.00	CDW*Government
Document Camera	Onaway	F&E	12/31/2013	9167	$1,181.50	$1,181.50	$1,181.50	Easy Graphics Corp.
Laptop Cart	Woodbury	F&E	12/13/2013	9167	$9,190.79	$9,190.79	$9,190.79	CDW*Government
Electronic Equipment	Middle School	F&E	12/13/2013	9167	$2,580.00	$2,580.00	$2,580.00	Schoolhouse Electronics, LLC
Digital Camera	Mercer	F&E	1/24/2014	9167	$273.95	$273.95	$273.95	Amazon.com
Smartboard and Installation	High School	F&E	1/17/2014	9167	$1,821.00	$1,821.00	$1,821.00	Tierney Brothers, Inc
HP Care Pack Hardware Support	Mercer	F&E	6/30/2014	9167	$2,669.05	$2,669.05	$2,669.05	CDW*Government
Computer Equipment & Warranty	Fernway	F&E	7/31/2014	9167	$11,925.44	$11,925.44	$11,925.44	CDW*Government
iPad Mini and AppleCare	Onaway	F&E	11/20/2014	9167	$2,868.00	$2,868.00	$2,868.00	Apple Inc.
Document Cameras	Onaway	F&E	12/11/2014	9167	$1,194.00	$1,194.00	$1,194.00	Easy Graphics Corp.
Smartboards and Service	Woodbury	F&E	12/29/2014	9167	$4,198.50	$4,198.50	$4,198.50	Tierney Brothers, Inc
Smartboards	Mercer	F&E	1/22/2015	9167	$2,198.00	$2,198.00	$2,198.00	Tierney Brothers, Inc
Smartboard Mount	Mercer	F&E	2/23/2015	9167	$349.00	$349.00	$349.00	Tierney Brothers, Inc
Smartboard Mount and Service	Mercer	F&E	4/16/2015	9167	$760.00	$760.00	$760.00	Tierney Brothers, Inc
Document Camera	Middle School	F&E	5/21/2015	9167	$2,725.00	$2,725.00	$2,725.00	Easy Graphics Corp.
Digital Cameras and Flash Drives	Lomond	F&E	10/10/2015	9167	$2,439.60	$2,439.60	$2,439.60	Amazon.com
Document Cameras	District	F&E	11/30/2015	9167	$842.00	$842.00	$842.00	Easy Graphics Corp.
Projector, equipment & installation	Onaway	F&E	12/10/2015	9167	$2,855.17	$2,855.17	$2,855.17	Tierney Brothers, Inc
Chromebooks	District	F&E	4/30/2016	9167	$65,044.00	$65,044.00	$65,044.00	CDW*Government
Chromebooks	District	F&E	6/30/2016	9167	$8,999.98	$8,999.98	$8,999.98	CDI Computer Dealers Inc
Charging Station	Boulevard	F&E	9/15/2016	9167	$1,639.62	$1,639.62	$1,639.62	School Outfitters
Chromebooks	District	F&E	11/10/2016	9167	$23,340.04	$23,340.04	$23,340.04	CDI Computer Dealers Inc
Smartboard and mount	Mercer	F&E	11/10/2016	9167	$538.00	$538.00	$538.00	Tierney Brothers, Inc
Sound System	Woodbury	F&E	12/8/2016	9167	$2,198.00	$2,198.00	$2,198.00	Tierney Brothers, Inc
Smartboard	Mercer	F&E	12/8/2016	9167	$1,479.00	$1,479.00	$1,479.00	Tierney Brothers, Inc
Software Licenses	Mercer	F&E	2/28/2017	9167	$989.55	$989.55	$989.55	Learning A-Z
Pugmill-Clay Machine	Woodbury	F&E	5/4/2017	9167	$4,499.00	$4,499.00	$4,499.00	Sheffield Pottery
Zing Laser Cutter	Middle School	F&E	6/29/2017	9167	$3,563.72	$3,563.72	$3,563.72	Buckeye Educational Systems
Correction of prior period expense		F&E	12/31/2017	9165	$94,742.74	$94,742.74	$94,742.74	Move exp from SCC 9150
Correction of prior period expense		F&E	12/31/2017	9167	$33,244.34	$33,244.34	$33,244.34	Move exp from SCC 9150
iPad cases for HS Music	High School	F&E	3/10/2018	9167	$161.92	$161.92	$161.92	Amazon.com
iPad and AppleCare	High School	F&E	4/13/2018	9167	$1,194.00	$1,194.00	$1,194.00	Apple Inc.
iPad reimbursement	Boulevard	F&E	5/11/2018	9167	($135.00)	($135.00)	($135.00)	SSF Grant

SSF PROJECTS

PROJECT	BUILDING	Land, Building Vehicles, F&E	CHECK DATE	SPECIAL COST CENTER	ESTIMATED COST	ACTUAL COST MTD	ACTUAL COST TO DATE	CONTRACTOR/ VENDOR
SSF Tech-Shaker's First Class								
iPads and AppleCare	District	F&E	5/20/2016	9165	$13,460.00	$13,460.00	$13,460.00	Apple Inc.
iPad charging dock	District	F&E	6/20/2016	9165	$1,203.28	$1,203.28	$1,203.28	CDW*Government
iPad cases	District	F&E	6/23/2016	9165	$1,009.80	$1,009.80	$1,009.80	CDW*Government
Document Cameras	District	F&E	6/23/2016	9165	$563.00	$563.00	$563.00	Easy Graphics Corp.
Books	District	F&E	8/25/2016	9165	$333.98	$333.98	$333.98	Lakeshore Learning Materials
Books	District	F&E	9/15/2016	9165	$132.30	$132.30	$132.30	DEMCO
Books	District	F&E	9/9/2016	9165	$354.90	$354.90	$354.90	The Library Store, Inc
High School Large Auditorium								
SSF share of total cost	High School	Building	2/29/2008	9166	$800,000.00	$800,000.00	$800,000.00	Shaker Schools Foundation
SSF share of total cost	High School	Building	7/31/2008	9166	$70,000.00	$70,000.00	$70,000.00	Shaker Schools Foundation
SSF share of total cost	High School	Building	6/30/2010	9166	$100,000.00	$100,000.00	$100,000.00	Shaker Schools Foundation
SSF share of total cost	High School	Building	3/31/2012	9166	$68,125.30	$68,125.30	$68,125.30	SSF (10/31/2009)
Craig Stout Technology Projects								
Computer and Sound Equipment	Library	F&E	9/11/2008	9168	$15,591.00	$15,591.00	$15,591.00	Easy Graphics Corp.
Document Cameras	District	F&E	11/25/2008	9168	$2,661.08	$2,661.08	$2,661.08	CDW*Government Inc
Computer and Sound Equipment	District	F&E	3/6/2009	9168	$74,777.07	$74,777.07	$74,777.07	Smart Ed. Services
Turning Point-Receiver, Case, Card	District	F&E	12/15/2011	9168	$642.00	$642.00	$642.00	Easy Graphics Corp.
eInstruction Mobi System	High School	F&E	1/19/2012	9168	$1,398.00	$1,398.00	$1,398.00	CIM Technology Solutions
Kindles**	District	F&E	12/9/2011	9168	$594.00	$594.00	$594.00	Corr. Posting-From Fund 001 Tech.
Distribution of Posting**	District	F&E	3/6/2009	9168	$3,873.00	$3,873.00	$3,873.00	Corr. Posting-From Fund 001 Tech.
Distribution of Posting**	District	F&E	5/22/2009	9168	$5,097.85	$5,097.85	$5,097.85	Corr. Posting-From Fund 001 Tech.
High School Planetarium Project								
Planetarium Projection System	High School	F&E	6/27/2013	9164	$86,572.50	$86,572.50	$86,572.50	Spitz, Inc.
Planetarium Projection System	High School	F&E	10/31/2013	9164	$58,872.50	$58,872.50	$58,872.50	Spitz, Inc.
Planetarium Projection System	High School	F&E	10/31/2013	9167	$6,000.00	$6,000.00	$6,000.00	Spitz, Inc.
Planetarium Projection System	High School	F&E	4/30/2014	9164	$4,555.00	$4,555.00	$4,555.00	Corr. Posting-From 004-9150

SSF PROJECTS

PROJECT	BUILDING	Land, Building Vehicles, F&E	CHECK DATE	SPECIAL COST CENTER	ESTIMATED COST	ACTUAL COST MTD	ACTUAL COST TO DATE	CONTRACTOR/ VENDOR
Personalized Learning Center Donor Support								
Laptops and Projectors	PLC	F&E	6/26/2014	9315	$3,232.93	$3,232.93	$3,232.93	CDW*Government
Equipment Cart and marker Board	PLC	F&E	6/26/2014	9315	$973.28	$973.28	$973.28	DEMCO, Inc.
Telephones, Licenses & Equipment	PLC	F&E	6/26/2014	9315	$9,091.00	$9,091.00	$9,091.00	Information Systems Integration
Computer Equipment	PLC	F&E	7/10/2014	9315	$2,568.85	$2,568.85	$2,568.85	Various online stores
iPad	PLC	F&E	7/18/2014	9315	$4,580.00	$4,580.00	$4,580.00	Apple Store
Computer Equipment & Service	PLC	F&E	8/22/2014	9315	$23,629.49	$23,629.49	$23,629.49	CDW*Government
Furniture	PLC	F&E	8/31/2014	9315	$36,547.91	$36,547.91	$36,547.91	Ohio Desk
Projection Screen Wall Brackets	PLC	F&E	8/10/2014	9315	$24.06	$24.06	$24.06	CDW*Government
Flat Screen TV and Mount	PLC	F&E	8/10/2014	9315	$939.58	$939.58	$939.58	Best Buy
Backpacks for IC students	PLC	F&E	9/10/2014	9315	$900.00	$900.00	$900.00	Bags in Bulk
Smartboard	PLC	F&E	9/26/2014	9315	$3,001.00	$3,001.00	$3,001.00	Tierney Brothers, Inc
Office Chairs	PLC	F&E	9/26/2014	9315	$312.00	$312.00	$312.00	Independence Business Supply
Bronze Plaques	PLC	F&E	9/26/2014	9315	$5,430.00	$5,430.00	$5,430.00	Carrollgraphics
Cable infrastructure and equipment	PLC	F&E	9/26/2014	9315	$10,539.09	$10,539.09	$10,539.09	Cable Communications
Architectural Services	PLC	F&E	9/16/2014	9315	$15,556.75	$15,556.75	$15,556.75	Neville Architects
Tables and Chairs	PLC	F&E	9/16/2014	9315	$11,495.00	$11,495.00	$11,495.00	Contract Source Inc
Signage	PLC	F&E	10/9/2014	9315	$206.00	$206.00	$206.00	Carrollgraphics
Desktop Computers	PLC	F&E	10/16/2014	9315	$3,858.35	$3,858.35	$3,858.35	Chicago Micro
Tables and Chairs	PLC	F&E	10/30/2014	9315	$2,489.54	$2,489.54	$2,489.54	Ohio Desk
Storage Cabinets	PLC	F&E	10/10/2014	9315	$625.15	$625.15	$625.15	Independence Business Supply
Bulletin Boards	PLC	F&E	10/10/2014	9315	$291.87	$291.87	$291.87	Independence Business Supply
Headphones	PLC	F&E	10/29/2014	9315	$490.80	$490.80	$490.80	CDW*Government
Tables	PLC	F&E	11/6/2014	9315	$1,818.88	$1,818.88	$1,818.88	Ohio Desk
Chair	PLC	F&E	11/20/2014	9315	$312.00	$312.00	$312.00	Independence Business Supply
Display Integration Services	PLC	F&E	11/20/2014	9315	$894.94	$894.94	$894.94	Tierney Brothers, Inc
Table	PLC	F&E	11/30/2014	9315	$548.50	$548.50	$548.50	Ohio Desk
Folding Tables	PLC	F&E	12/18/2014	9315	$496.16	$496.16	$496.16	Ohio Desk
File drawers	PLC	F&E	12/10/2014	9315	$275.97	$275.97	$275.97	Independence Business Supply
Architectural Services	PLC	F&E	12/29/2014	9315	$20,439.60	$20,439.60	$20,439.60	Neville Architects
Smartboard Warranty	PLC	F&E	1/22/2015	9315	$69.00	$69.00	$69.00	Tierney Brothers, Inc
Cable infrastructure and equipment	PLC	F&E	5/31/2015	9315	($10,539.09)	($10,539.09)	($10,539.09)	Cable Communications
Desktop Computers	PLC	F&E	5/31/2015	9315	($3,858.35)	($3,858.35)	($3,858.35)	Chicago Micro
Architectural Services	PLC	F&E	5/31/2015	9315	($15,556.75)	($15,556.75)	($15,556.75)	Neville Architects
Architectural Services	PLC	F&E	5/31/2015	9315	($20,439.60)	($20,439.60)	($20,439.60)	Neville Architects
Overage on furniture	PLC	F&E	5/31/2015	9315	($2,343.91)	($2,343.91)	($2,343.91)	Various
Architectural Services	PLC	F&E	8/21/2015	9315	$1,647.50	$1,647.50	$1,647.50	Neville Architects
Architectural Services	PLC	F&E	8/21/2015	9315	($1,647.50)	($1,647.50)	($1,647.50)	Neville Architects
General Projects								
Reading Books	District	F&E	6/8/2012	9182	$975.22	$975.22	$975.22	Scholastic Magazines
Total SSF Projects							**$2,172,005.72**	

** expense reclassified to Bond Fund from General Fund in Jan '07*

*** expense reclassified to SCC 9168 from General Fund in June '12*

FY2018 BOND ISSUE

PROJECT	BUILDING	Land, Building, Vehicles, F&E	CHECK DATE	SPECIAL COST CENTER	ESTIMATED COST	ACTUAL COST MTD	ACTUAL COST TO DATE	CONTRACTOR/ VENDOR
Declaration of Intent								
MS Roof Replacement	Middle School	Building	12/29/2017	9400	$1,588,550.55	$1,588,550.55	$1,588,550.55	Garland/DBS, Inc.
MS Cafeteria Ceiling Replacement	Middle School	Building	12/29/2017	9400	$107,500.00	$107,500.00	$107,500.00	Engelke, Inc.
Architectural Services	District	Building	12/29/2017	9400	$47,000.00	$47,000.00	$47,000.00	Legat KingScott, Inc.
RedTree Investment Fees	District		1/31/2018	9400	$62.47	$62.47	$62.47	RedTree Investment
RedTree Investment Fees	District		2/28/2018	9400	$491.09	$491.09	$491.09	RedTree Investment
ON & HS Parking Lots	District	Land	2/16/2018	9400	$7,643.80	$7,643.80	$7,643.80	Van Auken Akins Architects LLC
Professional Design Services	District	Building	3/12/2018	9400	$210,273.14	$210,273.14	$210,273.14	Legat Architects, Inc
RedTree Investment Fees	District		3/31/2018	9400	$465.93	$465.93	$465.93	RedTree Investment
Onaway Parking Lot	Onaway	Land	4/12/2018	9400	$21,676.55	$21,676.55	$21,676.55	Van Auken Akins Architects LLC
High School South Parking Lot	High School	Land	4/12/2018	9400	$10,397.60	$10,397.60	$10,397.60	Van Auken Akins Architects LLC
High School Boiler	High School	F&E	4/30/2018	9400	$92,976.80	$92,976.80	$92,976.80	DB Johnson Company
RedTree Investment Fees	District		4/30/2018	9400	$453.38	$453.38	$453.38	RedTree Investment
Elevator Renovation	High School	F&E	5/11/2018	9400	$80,940.00	$80,940.00	$80,940.00	Lakeland Management Systems Inc
High School Parking Lot	High School	Land	5/11/2018	9400	$3,083.08	$3,083.08	$3,083.08	Van Auken Akins Architects LLC
Onaway Parking Lot	Onaway	Land	5/11/2018	9400	$8,475.81	$8,475.81	$8,475.81	Van Auken Akins Architects LLC
Construction Site Stormwater Permit	Onaway	Land	5/17/2018	9400	$200.00	$200.00	$200.00	Treasurer, State of Ohio (Ohio EPA)
RedTree Investment Fees	District		5/31/2018	9400	$1,132.61	$1,132.61	$1,132.61	RedTree Investment
Total FY2018 BONDS							**$2,181,322.81**	

SCC: 9400 FY2018 Bonds

SHAKER HEIGHTS CITY SCHOOL DISTRICT
FUND 004
CAPITAL PROJECT EXPENDITURES

May 31, 2018

	FUNDING SOURCE										
	2004 BOND ISSUE					**NON-BOND SOURCES**					
	Capital Projects	**Technology Projects**	**Public Library Project**	**December 2017 Notes**	**Totals**	**Other**	**SSF Projects**	**Bus Purchases**	**HS Turf Field & Track-Unvoted Debt**	**HB264 Projects**	**FUND 004 GRAND TOTALS**
	SCC's 9001-9010, 9012-9013, 9152, 9090	SCC 9011	SCC 9014	SCC 9400		SCC 9150, 9169-9171, 9178, 9181, 9314, 9316	SCC's 9164-9168, 9182, 9315	SCC 9163	SCC 9191	SCC's 9300-05	
Allocation	$18,822,000.00	$3,178,000.00	$1,500,000.00	$30,007,598.04	$53,507,598.04	$11,091,098.93	$2,187,387.80	$1,000,000.00	$850,000.00	$2,370,000.00	$71,006,084.77
Spent to Date	18,822,000.00	3,178,000.00	1,500,000.00	2,181,322.81	25,681,322.81	11,060,557.35	2,172,005.72	1,000,000.00	850,000.00	2,370,000.00	43,133,885.88
Allocation Available	0.00	0.00	0.00	27,826,275.23	27,826,275.23	30,541.58	15,382.08	0.00	0.00	0.00	27,872,198.89
less Outstanding Encumbrances	0.00	0.00	0.00	6,960,835.83	6,960,835.83	0.00	378.00	0.00	0.00	0.00	6,961,213.83
less Principal and Interest Due on Outstanding Bus Notes								0.00			0.00
Fund Balance Available	$0.00	$0.00	$0.00	$20,865,439.40	$20,865,439.40	$30,541.58	$15,004.08	$0.00	$0.00	$0.00	$20,910,985.06
					0.00						0.00

Cash Reconciliation:

Beginning of Month Cash	$27,938,242.58
Receipts	27,652.81
(Disbursements)	(93,696.50)
End of Month Cash	$27,872,198.89
	$0.00

SCC's:

9001	Site	9010	HVAC	9164	SSF Planetarium	9180	LOLA
9002	Code	9011	Technology	9165	SSF Technology Projects	9181	Onaway Benches
9003	Masonry	9012	Electric	9166	HS large Auditorium	9182	General Projects
9004	Roofing	9013	Miscellaneous	9167	SSF Red & White - Tech Projects	9190	HS Turf Field & Track
9005	Exterior	9014	Library	9168	Craig Stout Technology Projects	9191	HS Turf Field & Track-Unvoted Debt
9006	Windows&Doors	9150	Non-Bond	9169	PTO Technology	9300-9305	HB264 Projects
9007	Interiors	9152	Bldg/Paving Projects	9170	PTO Projects	9314	Office Max & Medicaid Revenue
9008	Pools	9162	Wdbry Auditorium	9171	New Bus Purchases	9315	Personalized Learning Center Donor Support
9009	Plumbing	9163	New Bus Purchases	9178	LAN-Network Integration project	9316	Personalized Learning Center
						9400	FY18 BANs

SHAKER HEIGHTS CITY SCHOOL DISTRICT

FUND 004

SOURCE OF FUNDING

May 31, 2018

	Bond	Non-Bond Sources												
Source of Funding:	**Issue**	**FY2008 & prior**	**FY2009**	**FY2010**	**FY2011**	**FY2012**	**FY2013**	**FY2014**	**FY2015**	**FY2016**	**FY2017**	**FY2018**	**Total**	
Bond Issuances														
Bond Anticipation Notes - Dec '04	$3,000,000.00												$3,000,000.00	
Bonds-Series 2005 - April '05	6,999,995.25												$6,999,995.25	
Bond Anticipation Notes - Dec '06	6,000,000.00												$6,000,000.00	
Bonds-Series 2007 - April '07	2,500,000.00												$2,500,000.00	
Bond Anticipation Notes - June '08	5,000,000.00												$5,000,000.00	
Bonds-Series 2008 - November '08	4.75												$4.75	
BANs-Jul '12-Track and Turf Field - Unvoted Debt							850,000.00						$850,000.00	
BANs-Jul '12-HB 264 - Energy Conservation							2,370,000.00						$2,370,000.00	
Bond-Series 2012 - October '12							1,000,000.00						$1,000,000.00	
FY2018 Bond Issuance - Dec '17, Apr '18												30,000,000.00	$30,000,000.00	
Interest Income-2017 Bond Issuance												7,598.04	$7,598.04	
Non-Bond SCC Fund Bal.12/31/04		$1,072,133.22											$1,072,133.22	
Reimb.of Declaration of Intent		796,692.21											$796,692.21	
Facility Fees		350,000.00	100,000.00	100,000.00	50,000.00								$600,000.00	
Interest Income		1,101,227.76	90,738.54	7,940.19	4,698.68	1,131.23	2,085.30	326.54	1,438.01	6,196.16	4,713.45	7,769.14	$1,228,265.00	
Bus Sales									1,500.00	0.00	0.00	0.00	$1,500.00	
Bus Note Issuances		1,646,750.70	500,385.00	600,182.00	601,001.00								$3,348,318.70	
Pymt in Lieu of Taxes		689,742.19											$689,742.19	
Woodbury LOLA Project Contrib.		3,132.49											$3,132.49	
Gas well		21,152.59	12,001.51	4,999.39	3,459.14	3,460.83	1,071.10	2,236.54	664.29	833.46	569.24	650.84	$51,098.93	
T-mobile Rental		15,440.00	22,800.00	22,800.00	22,800.00	22,800.00	24,966.00	26,220.00	26,220.00	26,220.00	26,220.00	26,198.15	$262,684.15	
Clearwire/Sprint Rental					15,733.33	26,532.00	25,267.96	23,840.52	26,741.21	27,543.48	28,369.73	26,761.09	$200,789.32	
SSF Project/Contribution Funds		964,924.92	274,161.38	230,694.30	54,489.20	69,214.28	150,535.24	53,314.55	15,400.27	105,936.77	63,213.89	1,603.00	$1,983,487.80	$0.00
SSF Project-Planetarium-HNB								50,000.00					$50,000.00	
SSF Project-Online Learning Center									93,900.00	0.00	0.00	0.00	$93,900.00	
Huntington Bank Planetarium Donation								75,000.00					$75,000.00	
Huntington Bank PLC Donation									15,000.00	15,000.00	15,000.00	15,000.00	$60,000.00	
City Reimb-repair of BB field(5/07)		24,020.00											$24,020.00	
Insurance Proceeds		92,672.00	82,431.61	31,649.20	32,874.11	14,696.74	8,342.81	2,362.56	18,244.88	0.00	2,539.29	6,469.86	$292,283.06	
Asbestos Litigation Settlement		13,441.51											$13,441.51	
PEP Repair of Ludlow			5,000.00	36,952.50	8,848.50								$50,801.00	
PTO Reimbursement			2,230.00	11,484.92	25,000.00	4,591.74		6,998.00		7,000.00	10,500.00	0.00	$67,804.66	
First Energy Rebate for Energy Savings (HB264)								57,128.00					$57,128.00	
Transfer fr. Fd1 (offset unused HB264 $'s xfer fr. Fd4 to Fd2)								236,264.49					$236,264.49	
Transfer fr. Fd1 (OfficeMax & Medicaid)								2,000,000.00					$2,000,000.00	
USTA											20,000.00	0.00	$20,000.00	
													$0.00	
TOTALS	$23,500,000.00	$6,791,329.59	$1,089,748.04	$1,046,702.50	$818,903.96	$142,426.82	$4,432,268.41	$2,533,691.20	$199,108.66	$188,729.87	$171,125.60	$30,092,050.12	$71,006,084.77	$0.00
														$0.00